US Department of Transportation **Federal Aviation Administration**

MAJOR REPAIR AND ALTERATION
(Airframe, Powerplant, Propeller, or Appliance)

OMB No. 2120-0020 Exp. 07/31/2026 | Electronic Tracking Number

For FAA Use Only

INSTRUCTIONS: Print or type all entries. See Title 14 CFR §43.9, Part 43 Appendix B, and AC 43.9-1 (or subsequent revision thereof) for instructions and disposition of this form. This report is required by law (49 U.S.C. §44701). Failure to report can result in a civil penalty for each such violation. (49 U.S.C. §46301(a))

1. Aircraft	Nationality and Registration Mark: N130GH	Serial No.: 32-124	
	Make: PIPER	Model: PA-32-260	Series:
2. Owner	Name *(As shown on registration certificate)*: Bose Tamal	Address *(As shown on registration certificate)*: Address 6942 N Longefellow LN; City Tucson; State Arizona; Zip 85718; Country United States	

3. For FAA Use Only

4. Type		5. Unit Identification			
Repair	Alteration	Unit	Make	Model	Serial No.
☐	☒	AIRFRAME	PIPER	*(As described in Item 1 above)*	32-124
☐	☐	POWERPLANT			
☐	☐	PROPELLER			
☐	☐	APPLIANCE	Type / Manufacturer		

6. Conformity Statement

A. Agency's Name and Address	B. Kind of Agency	
Name: Sonora Avionics, Inc. DBA Southwest Avionics	☐ U. S. Certificated Mechanic	☐ Manufacturer
Address: HC2 BOX 283	☐ Foreign Certificated Mechanic	C. Certificate No.
City: Tucson State: AZ	☒ Certificated Repair Station	NYRR723K
Zip: 85735 Country: United States	☐ Certificated Maintenance Organization	

D. I certify that the repair and/or alteration made to the unit(s) identified in item 5 above and described on the reverse or attachments hereto have been made in accordance with the requirements of Part 43 of the U.S. Federal Aviation Regulations and that the information furnished herein is true and correct to the best of my knowledge.

Extended range fuel per 14 CFR Part 43 App. B ☐	Signature/Date of Authorized Individual	7/29/25

7. Approval for Return to Service

Pursuant to the authority given persons specified below, the unit identified in item 5 was inspected in the manner prescribed by the Administrator of the Federal Aviation Administration and is ☑ Approved ☐ Rejected

BY								
	☐	FAA Flt. Standards Inspector	☐	Manufacturer	☐	Maintenance Organization	☐	Persons Approved by Canadian Department of Transport
	☐	FAA Designee	X	Repair Station	☐	Inspection Authorization		Other *(Specify)*

Certificate or Designation No. NYRR723K	Signature/Date of Authorized Individual	7/29/25

NOTICE

Weight and balance or operating limitation changes shall be entered in the appropriate aircraft record. An alteration must be compatible with all previous alterations to assure continued conformity with the applicable airworthiness requirements.

8. Description of Work Accomplished
(If more space is required, attach additional sheets. Identify with aircraft nationality and registration mark and date work completed.)

Piper PA-32-260 s/n:32-124

N130GH 7/29/2025

Nationality and Registration Mark Date

Removed: ADI Horizon RCA21-12 S/N:26354, DG: RCA11A-15 S/N:424D018
Installed: Garmin G5's s/n:4JQ082184 & s/n:4JQ082063 P/N:011-03809-00,GMU11 s/n:56J127537 p/n:011-04349-01, GAD29D s/n:6V9508115 p/n:011-03236-21, GAD13 s/n:5YG202121 P/N:011-04938-00 with OAT Probe Davtron C307PS. In accordance with Garmin installation manual G5 p/n:190-01112-10 revision 31, dated May 2024 & STC: SA01818WI, for Piper PA-32-260 & Operational test were conducted in accordance with the Garmin Installation Manuals 190-01112-10 & STC SA01818WI.
Instructions for Continued Airworthiness Document number 190-01112-11, and Flight Manual Supplement p/n:190-01112-13, were provided to the customer. An electrical Load analysis was performed and found that the net electrical load requirements did not exceed 80% of the generating capacity of the electrical charging. Weight and Balance revised to reflect changes.
Reference Documentation:
Garmin G5 EFI Part 23 AML STC Installation manual 190-01112-10 Revision 31 May 2024.
Garmin G5 Electronic Flight Instrument AFMS 190-01112-13 Revision 9, May 2023.
Garmin G5 EFI Part 23 AML STC Maintenance Manual 190-01112-11 Revision 10, December 2021.
FAA AC43.13-1B Acceptable Methods, Techniques and Practices-Aircraft Inspection and Repair [Large AC.This includes Change 1.] dated Sept 1998. Chapter 11 section 6,Chapter 12 Section 3,4.
FAA AC43.13-2B - Acceptable Methods, Techniques, and Practices - Aircraft Alterations dated March 2008
Piper Service manual P/N:753-690 page 2.14 section 2-13
----------END----------

☐ Additional Sheets Are Attached

US Department of Transportation
Federal Aviation Administration

MAJOR REPAIR AND ALTERATION
(Airframe, Powerplant, Propeller, or Appliance)

Form Approved OMB No. 2120-0020 5/31/2018 | Electronic Tracking Number

For FAA Use Only

INSTRUCTIONS: Print or type all entries. See Title 14 CFR §43.9, Part 43 Appendix B, and AC 43.9 1 (or subsequent revision thereof) for instructions and disposition of this form. This report is required by law (49 U.S.C. §44701). Failure to report can result in a civil penalty for each such violation. (49 U.S.C. §46301(a))

1. Aircraft	Nationality and Registration Mark: N130GH	Serial No.: 32-124	
	Make: Piper	Model: PA-32-260	Series:
2. Owner	Name *(As shown on registration certificate)*: Bose Tamal	Address *(As shown on registration certificate)*: Address 6942 N Longfellow Ln; City Tucson; State AZ; Zip 85718; Country USA	

3. For FAA Use Only

4. Type		5. Unit Identification			
Repair	Alteration	Unit	Make	Model	Serial No.
☐	☑	AIRFRAME	———	*(As described in Item 1 above)*	———
☐	☐	POWERPLANT			
☐	☐	PROPELLER			
☐	☐	APPLIANCE	Type / Manufacturer		

6. Conformity Statement

A. Agency's Name and Address
Name Scott Farris
Address HC2 BOX 284
City TUCSON State AZ
Zip 85735 Country USA

B. Kind of Agency
- ☑ U. S. Certificated Mechanic
- ☐ Manufacturer
- ☐ Foreign Certificated Mechanic
- ☐ Certificated Repair Station
- ☐ Certificated Maintenance Organization

C. Certificate No. 3692748

D. I certify that the repair and/or alteration made to the unit(s) identified in item 5 above and described on the reverse or attachments hereto have been made in accordance with the requirements of Part 43 of the U.S. Federal Aviation Regulations and that the information furnished herein is true and correct to the best of my knowledge.

Extended range fuel per 14 CFR Part 43 App. B ☐

Signature/Date of Authorized Individual: Scott Farris 7/16/24

7. Approval for Return to Service

Pursuant to the authority given persons specified below, the unit identified in item 5 was inspected in the manner prescribed by the Administrator of the Federal Aviation Administration and is ☑ Approved ☐ Rejected

BY								
	☐	FAA Flt. Standards Inspector	☐	Manufacturer	☐	Maintenance Organization	☐	Persons Approved by Canadian Department of Transport
	☐	FAA Designee	☐	Repair Station	☒	Inspection Authorization		Other *(Specify)*

Certificate or Designation No. 3692748

Signature/Date of Authorized Individual: Scott Farris 7/16/24

FAA Form 337 (10-06)

NOTICE

Weight and balance or operating limitation changes shall be entered in the appropriate aircraft record. An alteration must be compatible with all previous alterations to assure continued conformity with the appicable airworthiness requirements.

N130GH	07/16/2024
Nationality and Registration Mark	Date

8. Description of Work Accomplished

- Tach: 4790 AFTT: 4790
- Removed original acrylic plastic visors as installed.
- Installed new Rosen Sunvisors STC SA00072SE, AML list dated April 14, 2005.
- Installation accomplished in accordance with installation instructions manual Doc #9051-0139-004 Revison D dated July 15, 2015.
- Weight and balance and equipment list ammended.
- Instructions for continued airworthiness found on page 10 of Rosen 9051-0139-004 Revision D.

---------- END ----------

[ ] Additional Sheets Are Attached

US Department of Transportation
Federal Aviation Administration

MAJOR REPAIR AND ALTERATION
(Airframe, Powerplant, Propeller, or Appliance)

OMB No. 2120-0020
Exp: 01/31/2023

Electronic Tracking Number

For FAA Use Only

INSTRUCTIONS: Print or type all entries. See Title 14 CFR §43.9, Part 43 Appendix B, and AC 43.9-1 (or subsequent revision thereof) for instructions and disposition of this form. This report is required by law (49 U.S.C. §44701). Failure to report can result in a civil penalty for each such violation. (49 U.S.C. §46301(a))

1. Aircraft

Nationality and Registration Mark	Serial No.	
N130GH	32-124	
Make	**Model**	**Series**
PIPER	PA32-260	

2. Owner

Name *(As shown on registration certificate)*	Address *(As shown on registration certificate)*	
Gary D McGlothin	Address 1352 N Cleveland Rd	
	City Lexington	State KY
	Zip 40509	Country USA

3. For FAA Use Only

4. Type		5. Unit Identification			
Repair	Alteration	Unit	Make	Model	Serial No.
☒	☐	AIRFRAME	PIPER	*(As described in Item 1 above)*	32-124
☐	☐	POWERPLANT			
☐	☐	PROPELLER			
☐	☐	APPLIANCE	Type / Manufacturer		

6. Conformity Statement

A. Agency's Name and Address	B. Kind of Agency		
Name Steven Sheeley	X	U. S. Certificated Mechanic	☐ Manufacturer
Address 137 Mathers Rd	☐	Foreign Certificated Mechanic	C. Certificate No.
City Hodgenville State KY	☐	Certificated Repair Station	A&P 3099897IA
Zip 42748 Country USA	☐	Certificated Maintenance Organization	

D. I certify that the repair and/or alteration made to the unit(s) identified in item 5 above and described on the reverse or attachments hereto have been made in accordance with the requirements of Part 43 of the U.S. Federal Aviation Regulations and that the information furnished herein is true and correct to the best of my knowledge.

Extended range fuel per 14 CFR Part 43 App. B ☐

Signature/Date of Authorized Individual 10/17/2022

7. Approval for Return to Service

Pursuant to the authority given persons specified below, the unit identified in item 5 was inspected in the manner prescribed by the Administrator of the Federal Aviation Administration and is ☒ Approved ☐ Rejected

BY								
	☐	FAA Flt. Standards Inspector	☐	Manufacturer	☐	Maintenance Organization	☐	Persons Approved by Canadian Department of Transport
	☐	FAA Designee	☐	Repair Station	X	Inspection Authorization		Other *(Specify)*

Certificate or Designation No. A&P3099897IA

Signature/Date of Authorized Individual 10/17/2022

NOTICE

Weight and balance or operating limitation changes shall be entered in the appropriate aircraft record. An alteration must be compatible with all previous alterations to assure continued conformity with the applicable airworthiness requirements.

8. Description of Work Accomplished
(If more space is required, attach additional sheets. Identify with aircraft nationality and registration mark and date work completed.)

N130GH — 10/17/2022

Nationality and Registration Mark — Date

This FAA Form 337 revises Form 337 dated 9/14/2022

The following list of parts by part number has been (removed and replaced) or repaired:

66770-00	Skin, Left Wing, Leading Edge,O/B
99038-00	Skin, Left Wing, Trailing Edge, I/B
67060-00	Skin, Left Wing, Trailing Edge, O/B
99040-01	Skin, Right Wing, Trailing Edge, Bottom, I/B
62086-01	Skin, Right Wing, Root, Bottom, I/B
69908-01	Skin, Fuselage, Top, FWD
68211-02	Skin, Fuselage, Front, Left
68211-04	Skin, Fuselage, Front, Right
68203-00	Angle, Firewall, Bottom
69906-00	Skin, Fuselage, Bottom
68266-00	Channel, Firewall, Bottom

All work was accomplished in reference to:

1. Piper Service Manual, Part No. 753-690
2. FAA AC43.13-1B w-chg1
   Chapter 3, Section 1, para 3-2, para 3-3
   Chapter 4, Section 1, para 4-4, Section 4, para 4-50, 4-55, 4-56, 4-57, 4-58
   Chapter 7, Section 1 thru Section 5, and Section 7
   Chapter 9, Section 1- All
   Chapter 10 - All
3. FAA AC65-15A, Chapter 5

Weight and Balance Data: Aircraft weighed and balance data recalculated. See revised W&B document dated August 19, 2022.

**********Nothing Follows**********

☐ Additional Sheets Are Attached

US Department of Transportation
Federal Aviation Administration

MAJOR REPAIR AND ALTERATION
(Airframe, Powerplant, Propeller, or Appliance)

OMB No. 2120-0020
Exp: 01/31/2023

Electronic Tracking Number

For FAA Use Only

INSTRUCTIONS: Print or type all entries. See Title 14 CFR §43.9, Part 43 Appendix B, and AC 43.9-1 (or subsequent revision thereof) for instructions and disposition of this form. This report is required by law (49 U.S.C. §44701). Failure to report can result in a civil penalty for each such violation. (49 U.S.C. §46301(a))

1. Aircraft

Nationality and Registration Mark	Serial No.
N130GH	32-124
Make	**Model** / **Series**
PIPER	PA32-260

2. Owner

Name *(As shown on registration certificate)*	Address *(As shown on registration certificate)*
Gary D McGlothin	Address 1352 N Cleveland Rd City Lexington State KY Zip 40509 Country USA

3. For FAA Use Only

4. Type		5. Unit Identification			
Repair	Alteration	Unit	Make	Model	Serial No.
☒	☐	AIRFRAME	PIPER	*(As described in Item 1 above)*	32-124
☐	☐	POWERPLANT			
☐	☐	PROPELLER			
☐	☐	APPLIANCE	Type Manufacturer		

6. Conformity Statement

A. Agency's Name and Address	B. Kind of Agency			
Name Steven Sheeley	X	U. S. Certificated Mechanic		Manufacturer
Address 137 Mathers Rd		Foreign Certificated Mechanic		C. Certificate No.
City Hodgenville State KY		Certificated Repair Station		A&P 3099897IA
Zip 42748 Country USA		Certificated Maintenance Organization		

D. I certify that the repair and/or alteration made to the unit(s) identified in item 5 above and described on the reverse or attachments hereto have been made in accordance with the requirements of Part 43 of the U.S. Federal Aviation Regulations and that the information furnished herein is true and correct to the best of my knowledge.

Extended range fuel per 14 CFR Part 43 App. B ☐

Signature/Date of Authorized Individual 10/17/2022

7. Approval for Return to Service

Pursuant to the authority given persons specified below, the unit identified in item 5 was inspected in the manner prescribed by the Administrator of the Federal Aviation Administration and is ☒ Approved ☐ Rejected

BY								
	☐	FAA Flt. Standards Inspector	☐	Manufacturer	☐	Maintenance Organization	☐	Persons Approved by Canadian Department of Transport
	☐	FAA Designee	☐	Repair Station	X	Inspection Authorization		Other *(Specify)*

Certificate or Designation No. A&P3099897IA

Signature/Date of Authorized Individual 10/17/2022

FILED WITH FAA
AIRCRAFT
REGISTRATION BR

2022 OCT 18 PM 3:18

OKLAHOMA CITY
OKLAHOMA

NOTICE

Weight and balance or operating limitation changes shall be entered in the appropriate aircraft record. An alteration must be compatible with all previous alterations to assure continued conformity with the applicable airworthiness requirements.

8. Description of Work Accomplished
(If more space is required, attach additional sheets. Identify with aircraft nationality and registration mark and date work completed.)

N130GH — 10/17/2022

Nationality and Registration Mark — Date

This FAA Form 337 revises Form 337 dated 9/14/2022

The following list of parts by part number has been (removed and replaced) or repaired:

66770-00	Skin, Left Wing, Leading Edge,O/B
99038-00	Skin, Left Wing, Trailing Edge, I/B
67060-00	Skin, Left Wing, Trailing Edge, O/B
99040-01	Skin, Right Wing, Trailing Edge, Bottom, I/B
62086-01	Skin, Right Wing, Root, Bottom, I/B
69908-01	Skin, Fuselage, Top, FWD
68211-02	Skin, Fuselage, Front, Left
68211-04	Skin, Fuselage, Front, Right
68203-00	Angle, Firewall, Bottom
69906-00	Skin, Fuselage, Bottom
68266-00	Channel, Firewall, Bottom

All work was accomplished in reference to:

1. Piper Service Manual, Part No. 753-690
2. FAA AC43.13-1B w-chg1
   Chapter 3, Section 1, para 3-2, para 3-3
   Chapter 4, Section 1, para 4-4, Section 4, para 4-50, 4-55, 4-56, 4-57, 4-58
   Chapter 7, Section 1 thru Section 5, and Section 7
   Chapter 9, Section 1- All
   Chapter 10 - All
3. FAA AC65-15A, Chapter 5

Weight and Balance Data: Aircraft weighed and balance data recalculated. See revised W&B document dated August 19, 2022.

**********Nothing Follows**********

☐ Additional Sheets Are Attached


FILED WITH FAA
AIRCRAFT
REGISTRATION BR
2022 OCT 18 PM 3:18
OKLAHOMA CITY
OKLAHOMA

U.S. Department
of Transportation
**Federal Aviation
Administration**

Aviation Safety

P.O. Box 25504
Oklahoma City, Oklahoma 73125-0504
(405) 954-3116
Toll Free: 1-866-762-9434
WEB Address: http://registry.faa.gov

October 8, 2022

MR GARY D MCGLOTHIN
1352 N CLEVELAND RD
LEXINGTON KY 40509

Dear MR MCGLOTHIN:

We are in receipt of your documents and/or photographs submitted in support of your current application for registration of N130GH, a PIPER PA-32-260, and serial number 32-124.

The inspector has reviewed the packet. At this time, he does not recommend the aircraft for registration. He states according to the NTSB documents and AIG photographs; the firewall sustained damage, as well as, other portions of the aircraft. The provided FAA Form 337 addresses several repairs, however, by submitting the 337 the A&P mechanic has indicated a Major Repair/Major Alteration has taken place. There was no field approval for the 337 to be used as approved data. The reference to AC 43.13-1A is not the current version. The new version is AC 43.13-1B and it can be used as a basis for approved data. It would still need to be approved by a FSDO or DER.

Have the applicant work with a FSDO or DER to get an approved repair scheme per FAA Order 8100.19.

When the photographs and/or documents are ready, you may send them by either regular mail to FAA Aircraft Registration Branch, Technical Section, PO Box 25724, Oklahoma City, OK 73125-0724 or by commercial delivery to FAA Aircraft Registration Branch, Technical Section, Registry Bldg. Rm. 118, 6425 S. Denning, Oklahoma City, OK 73169-6937.

No further action will be taken at this time. This matter remains open pending consideration of your further submission(s) and does not constitute a final Agency decision.

Please see attached
thank you

REGAR-DESTROY-2 (10/10)

FILED WITH FAA
AIRCRAFT
REGISTRATION BR
2022 OCT 18 PM 3:18
OKLAHOMA CITY
OKLAHOMA

US Department of Transportation
Federal Aviation Administration

MAJOR REPAIR AND ALTERATION
(Airframe, Powerplant, Propeller, or Appliance)

Form Approved OMB No. 2120-0020 2/28/2011

Electronic Tracking Number

For FAA Use Only

INSTRUCTIONS: Print or type all entries. See Title 14 CFR §43.9, Part 43 Appendix B, and AC 43.9-1 (or subsequent revision thereof) for instructions and disposition of this form. This report is required by law (49 U.S.C. §44701). Failure to report can result in a civil penalty for each such violation. (49 U.S.C. §46301(a))

1. Aircraft

Nationality and Registration Mark	Serial No.	
N130GH	32-124	
Make	**Model**	**Series**
PIPER	PA32-260	

2. Owner

Name *(As shown on registration certificate)*	Address *(As shown on registration certificate)*
BRAD INFLUENCE LLP	Address 1438 SPRUCE DR
	City WAHPETON State ND
	Zip 58075 Country USA

3. For FAA Use Only

4. Type		5. Unit Identification			
Repair	Alteration	Unit	Make	Model	Serial No.
☐	☑	AIRFRAME	———	*(As described in Item 1 above)*	———
☐	☐	POWERPLANT			
☐	☐	PROPELLER			
☐	☐	APPLIANCE	Type / Manufacturer		

6. Conformity Statement

A. Agency's Name and Address

Name MOORHEAD AVIATION SERVICES
Address 3329 70TH ST S
City GLYNDON State MN
Zip 56547 Country USA

B. Kind of Agency

- ☐ U. S. Certificated Mechanic
- ☐ Manufacturer
- ☐ Foreign Certificated Mechanic
- C. Certificate No.
- ☑ Certificated Repair Station
- ☐ Certificated Maintenance Organization
- 673R080D

D. I certify that the repair and/or alteration made to the unit(s) identified in item 5 above and described on the reverse or attachments hereto have been made in accordance with the requirements of Part 43 of the U.S. Federal Aviation Regulations and that the information furnished herein is true and correct to the best of my knowledge.

Extended range fuel per 14 CFR Part 43 App. B ☐

Signature/Date of Authorized Individual
RYAN D. PAULSON 11/14/19

7. Approval for Return to Service

Pursuant to the authority given persons specified below, the unit identified in item 5 was inspected in the manner prescribed by the Administrator of the Federal Aviation Administration and is ☑ Approved ☐ Rejected

BY							
	FAA Flt. Standards Inspector		Manufacturer		Maintenance Organization		Persons Approved by Canadian Department of Transport
	FAA Designee	X	Repair Station		Inspection Authorization		Other *(Specify)*

Certificate or Designation No. 673R080D

Signature/Date of Authorized Individual
RYAN D. PAULSON 11/14/19

FAA Form 337 (10-06)

NOTICE

Weight and balance or operating limitation changes shall be entered in the appropriate aircraft record. An alteration must be compatible with all previous alterations to assure continued conformity with the appicable airworthiness requirements.

N130GH	11-14-2019
Nationality and Registration Mark	Date

8. Description of Work Accomplished

1. Removed King KT76A Transponder along with associated ACK A-30 Encoder and King KLN90B GPS along with associated Nav Switching Unit. Installed and tested Garmin GNX375 WAAS GPS Navigator/ADS-B Compliant Transponder along with associated GA35 GPS Antenna In Accordance With Garmin GNX375 AML STC Installation Manual, Garmin Doc. No. 190-02207-A4, Rev. 4 dated July 2019 and STC No. SA02636SE. The installed ADS-B OUT system was shown to meet the equipment performance requirements of 14 CFR section 91.227.

2. Removed Piper Autocontrol Autopilot. Installed and tested TruTrak Vizion Autopilot System consisting of the following components:

- Mode Controller, P/N 8000-175
- PMA Link Sensor, P/N 8000-177
- Roll Servo, P/N 8100-064
- Pitch Servo, P/N 8100-078
- PA32 Hardware Kit, P/N 8200-146

Work was performed In Accordance With STC. No. SA04231CH, TruTrak Vizion PMA Autopilot Installation Guide, TruTrak Doc. No. 166 Rev. D dated January 2018, and PA32 Installation Supplement, TruTrak Doc. No. 267 Rev. A dated May 2019.

3. Removed wingtip nav/strobe assemblies along with associated strobe light power supply. Installed and tested Whelen Orion 650 LED light assemblies, R/H P/N 01-0790725-01 and L/H P/N 01-0790725-02 In Accordance With STC No. SA800EA.

Weight and Balance Data, Equipment List and Airframe Logs updated to reflect this change this date. Performed an Electrical Load Analysis and found total load does not exceed 80% of rated capacity.

Inserted the following FAA Approved Airplane Flight Manual Supplements in the Pilot's Operating Handbook:
GNX375, Garmin Document No. 190-02207-A3, Revision 2 dated July 2019
Vizion AFCS, TruTrak Document No. 176, Revsion C dated April 2019

Reference the following Instructions for Continued Airworthiness:
GNX375, Garmin Document No. 190-02207-A2, Revision 2 dated July 2019 or later FAA Approved Revision.
Vizion AFCS, TruTrak Document No. 181, Revision H dated November 2018 or later FAA Appproved Revision
Nav/Strobe Lights, Whelen Aerospace Technologied Document No. 14718B

---------- END ----------

[ ] Additional Sheets Are Attached

UNITED STATES OF AMERICA

DEPARTMENT OF TRANSPORTATION-FEDERAL AVIATION ADMINISTRATION

STANDARD AIRWORTHINESS CERTIFICATE

1 NATIONALITY AND REGISTRATION MARKS	2 MANUFACTURER AND MODEL	3 AIRCRAFT SERIAL NUMBER	4 CATEGORY
N130GH	PIPER PA32	32-124	STANDARD

5 AUTHORITY AND BASIS FOR ISSUANCE

This airworthiness certificate is issued pursuant to 49 U S C § 44704 and certifies that, as of the date of issuance, the aircraft to which issued has been inspected and found to conform to the type certificate therefor, to be in condition for safe operation, and has been shown to meet the requirements of the applicable comprehensive and detailed airworthiness code as provided by Annex 8 to the Convention on International Civil Aviation, except as noted herein

Exceptions

NONE

6 TERMS AND CONDITIONS

Unless sooner surrendered, suspended, revoked, or a termination date is otherwise established by the FAA, this airworthiness certificate is effective as long as the maintenance, preventative maintenance, and alterations are performed in accordance with Parts 21, 43, and 91 of the Federal Aviation Regulations, as appropriate, and the aircraft is registered in the United States

DATE OF ISSUANCE	FAA REPRESENTATIVE	DESIGNATION NUMBER
R11/7/65	Karl W. Tubbs	AEA-FSDO-07

Any alteration, reproduction, or misuse of this certificate may be punishable by a fine not exceeding $1,000 or imprisonment not exceeding 3 years or both

THIS CERTIFICATE MUST BE DISPLAYED IN THE AIRCRAFT IN ACCORDANCE WITH APPLICABLE FEDERAL AVIATION REGULATIONS

FAA Form 8100-2 (04-11) Supersedes Previous Edition

UNITED STATES OF AMERICA

DEPARTMENT OF TRANSPORTATION—FEDERAL AVIATION ADMINISTRATION

STANDARD AIRWORTHINESS CERTIFICATE

1 NATIONALITY AND REGISTRATION MARKS	2 MANUFACTURER AND MODEL	3 AIRCRAFT SERIAL NUMBER	4 CATEGORY
N3291W	PIPER PA32	32-124	STANDARD

5 AUTHORITY AND BASIS FOR ISSUANCE

This airworthiness certificate is issued pursuant to the Federal Aviation Act of 1958 and certifies that as of the date of issuance the aircraft to which issued has been inspected and found to conform to the type certificate therefor to be in condition for safe operation and has been shown to meet the requirements of the applicable comprehensive and detailed airworthiness code as provided by Annex 8 to the Convention on International Civil Aviation except as noted herein

Exceptions

NONE

6 TERMS AND CONDITIONS

Unless sooner surrendered, suspended revoked or a termination date is otherwise established by the Administrator this airworthiness certificate is effective as long as the maintenance preventative maintenance and alterations are performed in accordance with Parts 21 43 and 91 of the Federal Aviation Regulations as appropriate and the aircraft is registered in the United States

DATE OF ISSUANCE	FAA REPRESENTATIVE	DESIGNATION NUMBER
REPLACEMENT 11-7-65	ROGER T. WALKER	SW-LBB-FSDO-13

Any alteration, reproduction or misuse of this certificate may be punishable by a fine not exceeding $1 000 or imprisonment not exceeding 3 years or both THIS CERTIFICATE MUST BE DISPLAYED IN THE AIRCRAFT IN ACCORDANCE WITH APPLICABLE FEDERAL AVIATION REGULATIONS

FAA Form 8100-2 (8-82)

GPO 892-804

RECEIVED

JUL - 8 2005

ALLENTOWN FSDO

U.S Department of Transportation
Federal Aviation Administration

MAJOR REPAIR AND ALTERATION
(Airframe, Powerplant, Propeller, or Appliance)

Form Approved
OMB No. 2120-0020

For FAA Use Only

Office Identification EA-05

INSTRUCTIONS: Print or type all entries. See FAR 43.9, FAR 43 Appendix B, and AC 43.9-1 (or subsequent revision thereof) for instructions and disposition of this form. This report is required by law (49 U.S.C. 1421). Failure to report can result in a civil penalty not to exceed $1,000 for each such violation (Section 901 Federal Aviation Act 1958)

RECEIVED

JUN 17 2005

ALLENTOWN FSDO

1. Aircraft	Make: Piper	Model: PA-32-260
	Serial No: 32-124	Nationality and Registration Mark: N3291W
2. Owner	Name (As shown on registration certificate): Saglimbene Ron	Address (As shown on registration certificate): 554 Lee Ct. Wyckoff, 07481-1325

3. For FAA Use Only

" The data identified herein complies with the applicable airworthiness requirements and is approved for the above described aircraft only, subject to conformity inspection by a person authorized in FAR 43, Section 43.7."

District Office: AEA- FSDO 05 Date: 6-23-2005 Signature of FAA Inspector:

4. Unit Identification / **5. Type**

Unit	Make	Model	Serial No.	Repair	Alteration
AIRFRAME	(As described in item 1 above)				X
POWERPLANT					
PROPELLER					
APPLIANCE	Type				
	Manufacturer				

6. Conformity Statement

A. Agency's Name and Address	B. Kind of Agency	C. Certificate No.
Three Crown Avionics, Inc Sussex Airport, 53 Rt. 639 P.O. Box 260 Sussex, N.J. 07461	U.S. Certified Mechanic Foreign Certified Mechanic X Certified Repair Station Manufacturer	C.R.S. # TXXR014L Limited Airframe

D. I certify that the repair and/or alteration made to the unit(s) identified in item 4 above and described on the reverse or attachments hereto have been made in accordance with the requirements of Part 43 of the U.S. Federal Aviation Regulations and that the information furnished herein is true and correct to the best of my knowledge.

Date	Signature of Authorized Individual
June 23, 2005	

7. Approval for Return to Service

Pursuant to the authority given persons specified below, the unit identified in item 4 was inspected in the manner prescribed by the Administrator of the Federal Aviation Administration and is ☒ APPROVED ☐ REJECTED

BY						
	FAA Flt Standards Inspector		Manufacturer		Inspection Authorization	Other (Specify)
	FAA Designee	X	Repair Station		Person Approved by Transport Canada Airworthiness Group	

Date of Approval or Rejection	Certificate or Designation No.	Signature of Authorized Individual
June 23, 2005	TXXR014L	

FAA Form 337 (12-88)

NOTICE

Weight and balance or operating limitation changes shall be entered in the appropriate aircraft record. An alteration must be compatible with all previous alterations to assure continued conformity with the applicable airworthiness requirements.

8. Description of Work Accomplished

(If more space is required, attach additional sheets. Identify with aircraft nationality and registration mark and date work completed.)

Aircraft: Piper PA-32-260 Reg.#: N3291W S/N: 32-124 Tach. 3882.14

A. INTRUDUCTION:

REMOVED THE FOLLOWING EQUIPMENT FROM THE AIRCRAFT.

1. IIMorrow 612B Loran.
2. Northern Airborne Model RS-08 Remote Switch.
3. Bendix ADF-T-12 ADF System.

INSTALLED THE FOLLOWING EQUIPMENT IN THE AIRCRAFT:

1. Bendix/King KLN-90B GPS Receiver located at F.S.#. 63.5.
2. Bendix/King KA 91 (TSO) GPS Antenna located at F.S.#. 74.0
3. Mid-Continent Model MD41-324 Annunciation Control Unit located at F.S. #. 66.5.

B. DESCRIPTION:

Installed the KLN-90B on the bottom of the avionics stack. The KLN-90B and the existing KX-165 NAV/COM were connected to the existing King KI-206 OBS Indicator via the MD41-324 Annunciation Control Unit. The MD41-324 Annunciation Control Unit was located in the instrument panel to the right of the pilot yoke. The KLN-90B was not connected to the Aircraft's Autopilot.

The installation was performed in accordance with Bendix/King installation manual P/N 066-00744-0000 Rev. 3 (Jan-95) and Mid-Continent P/N 7016074 Rev. 4 (Jan –97) as well as with AC 43.13-1B chapter 10, 11, 12, AC 43.13-2A chapter 1, 2, 3 and AC 20-138.

The installation Data for the Garmin KLN-90B was evaluated and found it to comply with the criteria stated in AC 20-138 Par.7 (ii).

The total electrical load is not exceeding 80% of the generated capacity.

EMI and RFI test analyses were performed with no adverse effect on the aircraft system noted.

The Weight and Balance as well as the Equipment List were updated and entered in the flight manual.

A decal " GPS LIMITED TO VFR USE ONLY " was attached to the instrument panel.

Log Book entry was made this date.

Detail of this work is filed at this repair station under Work Order No. 04530

☒ Additional Sheets Are Attached

C. CONTROL, OPERATION INFORMATION: See KLN-90B Pilot's Guide P/N 006-08773-0000.

D. SERVICING INFORMATION: N.A.

E. MAINTENANCE INSTRUCTION: Inspect per 100 hour./ Annual and or Part 43 Appendix D.

F. TROUBLE SHOOTING INFORMATION: N.A.

G. REMOVAL AND REPLACEMENT INFORMATION: N.A.

H. DIAGRAMS: N.A.

I. SPECIAL INSPECTION REQUIREMENTS: N.A.

J. APPLICATION OF PROTECTIVE TREATMENTS: N.A.

K. DATA: N.A.

L. LIST OF SPECIAL TOOLS: N.A.

M. FOR COMMUTER AIRCRAFT: N.A.

N. RECOMMENDED OVERHAUL PERIODS: No additional overhaul time limitation.

O. AIRWORTHINESS LIMITATION SECTION: The GPS is limited to VFR use only.

P. REVISION: A letter will be submitted to the local FSDO with a copy of Form 337 and revised ICA.

---------- END ----------

US Department of Transportation
Federal Aviation Administration

MAJOR REPAIR AND ALTERATION
(Airframe, Powerplant, Propeller, or Appliance)

Form Approved
OMB No. 2120-0020

For FAA Use Only

Office Identification AFA-FSDO-25 CG

INSTRUCTIONS: Print or type all entries. See FAR 43.9, FAR 43 Appendix B, and AC 43.9-1 (or subsequent revision thereof) for instructions and disposition of this form. This report is required by law (49 U.S.C. 1421). Failure to report can result in civil penalty not to exceed $1,000 for each such violation (Section 901 Federal Aviation Act of 1958).

1. Aircraft	Make: PIPER	Model: PA-32-260
	Serial No.: 32-124	Nationality and Registration Mark: N3291W
2. Owner	Name *(As shown on registration certificate)*: SAGLIMBENE RON	Address *(As shown on registration certificate)*: 554 LEE CT WYCKOFF NJ 07481-1325

3. For FAA Use Only

4. Unit Identification / **5. Type**

Unit	Make	Model	Serial No.	5. Repair	5. Alteration
AIRFRAME	*(As described in Item 1 above)*			X	
POWERPLANT					
PROPELLER					
APPLIANCE	Type / Manufacturer				

6. Conformity Statement

A. Agency's Name and Address	B. Kind of Agency	C. Certificate No.
Donald Paynton Wagner Airways 425 Beaverbrook Road Lincoln Park, NJ 07035	X U.S. Certificated Mechanic Foreign Certificated Mechanic Certificated Repair Station Manufacturer	2768327

D. I certify that the repair and/or alteration made to the unit(s) identified in item 4 above and described on the reverse or attachments hereto have been made in accordance with the requirements of Part 43 of the U.S. Federal Aviation Regulations and that the information furnished herein is true and correct to the best of my knowledge.

Date	Signature of Authorized Individual
February 19, 2004	Donald C. Paynton

7. Approval for Return To Service

Pursuant to the authority given persons specified below, the unit identified in item 4 was inspected in the manner prescribed by the Administrator of the Federal Aviation Administration and is [X] APPROVED [ ] REJECTED

BY							
		FAA Flt. Standards Inspector		Manufacturer	X	Inspection Authorization	Other *(Specify)*
		FAA Designee		Repair Station		Person Approved by Transport Canada Airworthiness Group	

Date of Approval or Rejection	Certificate or Designation No.	Signature of Authorized Individual
February 19, 2004	2777354	Jonathan J. Kindler

FAA Form 337 (12-88)

NOTICE

Weight and balance or operating limitation changes shall be entered in the appropriate aircraft record. An alteration must be compatible with all previous alterations to assure continued conformity with the applicable airworthiness requirements.

8. Description of Work Accomplished
(If more space is required, attach additional sheets. Identify with aircraft nationality and registration mark and date work completed.)

Piper PA 32-260, SN 32-124, N3291W, February 19, 2004, Aircraft Total Time: 3821.8.

1- Aircraft involved in a hangar incident. Damage to the stabilator, aft fuselage top skin, aft right side fuselage skin and aft right corner fuselage skin.

2- Removed Stabilator Assembly P/N 68426-00 and sent to Styles Rebuilding Inc. for repairs. Reinstalled with new stabilator fitting assemblies 62645-004 after repairs by Styles Rebuilding Inc. See attatched FAA Form 337.

3- Removed and replaced the following aft fuselage skins: Top skin 99468-000, Side skin 99470-001 and corner skin 99471-003. Painted skins and N number.

4- All work was performed in accordance with Piper Aircraft Corporation, PA-32 Cherokee Parts Catolog P/N F753-689 (includes model PA-32-260), revision date April 14, 1980; Piper Aircraft Corporation PA-32 Cherokee Six Service Manual P/N F753 690 (includes PA-32-260), revision date July 12, 1987, Section IV, 4-9, 4-10, 4-11, 4-19, 4-32 a and b; Section V, 5-12, 5-13, 5-14, 5-15, 5-16, 5-19, 5-20, 5-21, 5-25 and 5-28; and AC 43.13-1B/2A, Chapter 4, Section 4-52 paragraphs a, b and 4-57 paragraphs a, (4), b, c, e, f, (4).

5- MS20470AD4-3, -4, -5, 5-3, -4, -5, MS20426AD4-3, -4 and CR3243-4-3, -4 rivets were used. All original rivet holes and spacing were used.

6- No change in weight and balance.

7- Upon completion of work aircraft was test flown satisfactory.

8- Log book entries were made to reflect this repair.

9- No change in operating limitations.

----------END----------

X Additional Sheets Are Attached

* U.S.G.P.O. 1990-761-753

U.S Department of Transportation
Federal Aviation Administration

MAJOR REPAIR AND ALTERATION
(Airframe, Powerplant, Propeller, or Appliance)

Form Approved
OMB No. 2120-0020

For FAA Use Only

Office Identification AEA-FSDO-25 Cop

INSTRUCTIONS: Print or type all entries. See FAR 43.9, FAR 43 Appendix B, and AC 43.9-1 (or subsequent revision thereof) for instructions and disposition of this form. This report is required by law (49 U.S.C. 1421). Failure to report can result in a civil penalty not to exceed $1,000 for each such violation (Section 901 Federal Aviation Act 1958)

1. Aircraft	Make: PIPER	Model: PA-32-260
	Serial No.: 32-124	Nationality and Registration Mark: N3291W
2. Owner	Name *(As shown on registration certificate)*: SAGLIMBENE RON	Address *(As shown on registration certificate)*: 554 LEE CT WYCKOFF NJ 07481-1325

3. For FAA Use Only

4. Unit Identification / **5. Type**

Unit	Make	Model	Serial No.	5. Repair	5. Alteration
AIRFRAME	~~~~~~~~~~~~~~~~~~~~*(As described in item 1 above)*~~~~~~~~~~~~~~~~~~~~			X	
POWERPLANT					
PROPELLER					
APPLIANCE	Type				
	Manufacturer				

6. Conformity Statement

A. Agency's Name and Address	B. Kind of Agency	C. Certificate No.
Styles Rebuilding Inc. 79 Styles Way Sky Acres Airport Lagrangeville, NY 12540	☐ U.S. Certified Mechanic ☐ Foreign Certified Mechanic ☒ Certified Repair Station ☐ Manufacturer	CRS S36R366N Limited Airframe, Limited Engine, Limited accessory, Radio Class I & II, Limited Radio, Specialized Services

D. I certify that the repair and/or alteration made to the unit(s) identified in item 4 above and described on the reverse or attachments hereto have been made in accordance with the requirements of Part 43 of the U.S. Federal Aviation Regulations and that the information furnished herein is true and correct to the best of my knowledge.

Date: September 5, 2003

Signature of Authorized Individual: Richard H. Briggs

Richard H. Briggs
Director of Maintenance

7. Approval for Return to Service

Pursuant to the authority given persons specified below, the unit identified in item 4 was inspected in the manner prescribed by the Administrator of the Federal Aviation Administration and is ☒ APPROVED ☐ REJECTED

BY						
	FAA Flt Standards Inspector		Manufacturer		Inspection Authorization	Other *(Specify)*
	FAA Designee	X	Repair Station		Person Approved by Transport Canada Airworthiness Group	

Date of Approval or Rejection	Certificate or Designation No.	Signature of Authorized Individual	
September 5, 2003	CRS# S36R366N	David A. Hoyt	David A. Hoyt Chief Inspector

FAA Form 337 (12-88)

NOTICE

Weight and balance or operating limitation changes shall be entered in the appropriate aircraft record. An alteration must be compatible with all previous alterations to assure continued conformity with the applicable airworthiness requirements.

8. Description of Work Accomplished

(If more space is required, attach additional sheets. Identify with aircraft nationality and registration mark and date work completed.)

September 5, 2003 -
Removed and replaced the following parts on Stabilator Assembly p/n 68426-00 from Piper Aircraft, Model PA-32-260 , reg# N3291W, s/n 32-124, Tach time 3821.8

Skins – 68431-000, 68431-001, 68430-000, 68430-001, 63392-801

Ribs (2) – 63571-000

All work in accordance with Piper Aircraft Corporation, Pa-32 Cherokee Parts Catalog (includes model PA-32-260), manual p/n 753-689, revision date April 1980; Piper Aircraft Corporation Cherokee Six Service Manual (includes PA-32-260), manual p/n 753-690, revision date July 12, 1987; and AC43.13-1B/2A section 4 par 4-57 riveting procedures.
All rivets original pitch and pattern. All enclosed areas were inspected before final closure.
Stabilator assembly painted and balanced at this repair station.
Stabilator assembly to be installed by other than this repair station.
The airframe component identified above was repaired and inspected in accordance with current maintenance rules of the Federal Aviation Administration and is approved for return to service.
An FAA8130-3 was furnished with this component.
Pertinent details of this repair are on file at this repair station under work order# 000372.
*****

1. Approving National Aviation Authority/Country:	2.	3. Form Tracking Number:
UNITED STATES	**AUTHORIZED RELEASE CERTIFICATE** **FAA Form 8130-3,AIRWORTHINESS APPROVAL TAG**	**000504**

4. Organization Name and Address:	5. Work Order/Contract/Invoice Number:
STYLES REBUILDING INC. **FAA CRS#S36R366N / JAA CRS#.5151** **79 STYLES WAY,SKY ACRES AIRPORT (44N)** **LAGRANGEVILLE, NY, 12540, USA** **Repair Station:S36R366N** **JAA Certificate:5151**	**WO# 372**

6. Item	7. Description	8. Part Number	9. Eligibility *	10. Quantity	11. Serial/Batch Number	12. Status/Work
1	STABILATOR ASSEMBLY	68426-00	tbv instal ler	1	A/C 32-124	serviceable

13. Remarks Removed and replaced the following with new and unused parts: Skins - 68431-000, 68431-001, 68430-000, 68430-001, 63392-801, and Ribs (2) - 63571-000
All work in accordance with Piper Aircraft Corporation, PA-32 Cherokee Parts Catalog (includes model PA-32-260), manual p/n 753-689, revision date April 1980; Piper Aircraft Corporation Cherokee Six Service Manual (includes PA-32-260), manual p/n 753-690, revision date July 12, 1987; and AC43.13-1B/2A section 4 par 4-57 riveting procedures.

'For JAA Customers the following applies:" "Certifies that the work specified in block 12/13 was carried out in accordance with JAR 145 and with respect to that work" "the aircraft component is considered ready for release to service under the JAA Acceptance Certificate No:JAA.5151."

14. Certifies the items identified above were manufactured in conformity to:

☐ Approved design data and are in a condition for safe operation.

☐ Non-Approved design data specified in block 13.

19.

☒ 14 CFR 43.9 Return to Service ☐ Other regulation specified in Block 13.

Certifies that unless otherwise specified in Block 13, the work identified in block 12 and described in Block 13 was accomplished in accordance wirg Title 14, Code of Federal Regulations, part 43 and in respect to that work, the items are approved for return to service.

15. Authorized Signature:	16. Approval/Authorization No.:	20. Authorized Signature:	21. Approval/Certificate No:
			CRS#S36R366N
17. Name (Type or Printed):	18. Date(m/d/y):	22. Name (Typed or Printed): DAVID A. HOYT	23. Date (m/d/y): September 5, 2003

USER/INSTALLER RESPONSIBILITIES

It is important to understand that the existence of this document alone does not automatically constitute authority to install the part/component/assembly.

Where the user/installer work in accordance with the national regulations of an Airworthiness Authority different than the Airworthiness Authority of the country specified in block 1 it is essential that the user/installer ensures that his/her Airworthiness Authority accepts parts/components/assemblies from the Airworthiness Authority of the country specified in block 1.

Statement in block 14 and 19 do not constitute installation certification. In all cases aircraft maintenance records must contain an installation certification issued in accordance with the national regulations by the user/installer before the aircraft may be flown.



FAA AIRCRAFT REGISTRY
CAMERA NO. 11 DATE: 1 - 9 - 92

UNITED STATES OF AMERICA
DEPARTMENT OF TRANSPORTATION—FEDERAL AVIATION ADMINISTRATION

STANDARD AIRWORTHINESS CERTIFICATE

1. NATIONALITY AND REGISTRATION MARKS	2. MANUFACTURER AND MODEL	3. AIRCRAFT SERIAL NUMBER	4. CATEGORY
N3291W	PIPER PA32	32-124	STANDARD

5. AUTHORITY AND BASIS FOR ISSUANCE

This airworthiness certificate is issued pursuant to the Federal Aviation Act of 1958 and certifies that, as of the date of issuance, the aircraft to which issued has been inspected and found to conform to the type certificate therefor, to be in condition for safe operation, and has been shown to meet the requirements of the applicable comprehensive and detailed airworthiness code as provided by Annex 8 to the Convention on International Civil Aviation, except as noted herein.

Exceptions

NONE

6. TERMS AND CONDITIONS

Unless sooner surrendered, suspended, revoked, or a termination date is otherwise established by the Administrator, this airworthiness certificate is effective as long as the maintenance, preventative maintenance, and alterations are performed in accordance with Parts 21, 43, and 91 of the Federal Aviation Regulations, as appropriate, and the aircraft is registered in the United States.

DATE OF ISSUANCE	FAA REPRESENTATIVE	DESIGNATION NUMBER
REPLACEMENT 11-7-65	ROGER T. WALKER	SW-LBB-FSDO-13

Any alteration, reproduction, or misuse of this certificate may be punishable by a fine not exceeding $1,000, or imprisonment not exceeding 3 years, or both. THIS CERTIFICATE MUST BE DISPLAYED IN THE AIRCRAFT IN ACCORDANCE WITH APPLICABLE FEDERAL AVIATION REGULATIONS.

FAA Form 8100-2 (8-82)

GPO 892-804

FAA AIRCRAFT REGISTRY
CAMERA NO. /N DATE: 1 - 9 - 92

Last Original

FAA AIRCRAFT REGISTRY
CAMERA NO. 2 DATE: 1-23-91

DEPARTMENT OF TRANSPORTATION
FEDERAL AVIATION ADMINISTRATION

MAJOR REPAIR AND ALTERATION
(Airframe, Powerplant, Propeller, or Appliance)

Form Approved
Budget Bureau No. 04-R060.1

FOR FAA USE ONLY
OFFICE IDENTIFICATION
MSP-FSDO

INSTRUCTIONS: Print or type all entries. See FAR 43.9, FAR 43 Appendix B, and AC 43.9-1 (or subsequent revision thereof) for instructions and disposition of this form.

1. AIRCRAFT	MAKE: PIPER	MODEL: PA 32 - 260
	SERIAL NO.: 32-124	NATIONALITY AND REGISTRATION MARK: N 3291W
2. OWNER	NAME (As shown on registration certificate): TODD KIRKMAN	ADDRESS (As shown on registration certificate): 1702 7½ AVENUE HILLSDALE, WI 54744

3. FOR FAA USE ONLY

4. UNIT IDENTIFICATION / 5. TYPE

UNIT	MAKE	MODEL	SERIAL NO.	5. TYPE: REPAIR	5. TYPE: ALTERATION
AIRFRAME	◆◆◆◆◆◆◆◆◆◆◆◆◆◆◆◆◆◆◆◆ (As described in item 1 above) ◆◆◆◆◆◆◆◆◆◆◆◆◆◆◆◆◆◆◆◆				X
POWERPLANT					
PROPELLER					
APPLIANCE	TYPE				
	MANUFACTURER				

6. CONFORMITY STATEMENT

A. AGENCY'S NAME AND ADDRESS	B. KIND OF AGENCY	C. CERTIFICATE NO.
EAGLE AVIATION, INC. 865 21ST AVENUE CUMBERLAND, WI 54829	[ ] U.S. CERTIFICATED MECHANIC [ ] FOREIGN CERTIFICATED MECHANIC [X] CERTIFICATED REPAIR STATION [ ] MANUFACTURER	YEGR805K

D. I certify that the repair and/or alteration made to the unit(s) identified in item 4 above and described on the reverse or attachments hereto have been made in accordance with the requirements of Part 43 of the U.S. Federal Aviation Regulations and that the information furnished herein is true and correct to the best of my knowledge.

DATE	SIGNATURE OF AUTHORIZED INDIVIDUAL
5/18/90	Richard Nerling

7. APPROVAL FOR RETURN TO SERVICE

Pursuant to the authority given persons specified below, the unit identified in item 4 was inspected in the manner prescribed by the Administrator of the Federal Aviation Administration and is [X] APPROVED [ ] REJECTED

BY						
	[ ] FAA FLT. STANDARDS INSPECTOR	[ ] MANUFACTURER	[ ] INSPECTION AUTHORIZATION	OTHER (Specify)		
	[ ] FAA DESIGNEE	[X] REPAIR STATION	[ ] CANADIAN DEPARTMENT OF TRANSPORT INSPECTOR OF AIRCRAFT			

DATE OF APPROVAL OR REJECTION	CERTIFICATE OR DESIGNATION NO.	SIGNATURE OF AUTHORIZED INDIVIDUAL
5/18/90	YEGR805K	Richard Nerling

FAA Form 337 (7-67)

(8320)

FAA AIRCRAFT REGISTRY
CAMEPA NO. 2 DATE: 1-23-91

NOTICE

Weight and balance or operating limitation changes shall be entered in the appropriate aircraft record. An alteration must be compatible with all previous alterations to assure continued conformity with the applicable airworthiness requirements.

8. DESCRIPTION OF WORK ACCOMPLISHED *(If more space is required, attach additional sheets. Identify with aircraft nationality and registration mark and date work completed.)*

INSTALLED THE FOLLOWING: REFERENCE

-ACK A-30 ENCODER S.N. 25033 ACK INSTALLATION MANUAL

The above installation conforms to approved methods outlined in AC-43-13-2A where applicable, Chapter 2 Fig 2.2) Paragraph 2?, section: A,B,C,D, Paragraph 27, secton 1 A,B,C,D,E. Ramp tested above installation using ATC 600A Signal Generator Installed Systems performs to manufacturers specifications, and doesn't interfere with other aircraft systems. Added electrical load does not exceed aircraft charging systems capabilities. Aircraft weight and balance revised and entered in aircraft records.

New empty WT 1765.1
New empty Wt c.g. 80.01
New Usefull Load 1634.9

ALTIMETER

GARWIN MODEL 374A TSO C10B TESTED 5/11/90 AND CPMPLIES WITH APPENDIX B REQUIREMENTS. (TESTED TO 20,000!)

ENCODER

ACK A-30 S.N. 25033 TSO C88A CHECKED IN ACCORDANCE WITH APPENDIX 1 OF ADVISORY CIRCULAR 43-6A

TRANSPONDER

GENAVE MODEL BATA 5000 S.N. 56-17 TSO C74B. CERTIFIED AS PER FAR 91 171, IN ACCORDANCE WITH PROCEEDURES OUTLINED IN APPENDIX E OF FAR 43.

CERTIFIED AS PER FAA FAR 91.172, IN ACCORDANCE WITH PROCEEDURES OUTLINED IN APPENDIX F OF FAR 43.

- - - - - - - - - - - - - - - - - end - - - - - - - - - - - - - - - - - -

☐ ADDITIONAL SHEETS ARE ATTACHED

☆U.S. GOVERNMENT PRINTING OFFICE: 1977—771-021/344

FAA AIRCRAFT REGISTRY
CAMERA NO. 1N DATE: 2-16-84

UNITED STATES OF AMERICA
FEDERAL AVIATION AGENCY

CERTIFICATE OF AIRWORTHINESS

1. NATIONALITY AND REGISTRATION MARKS	2. AIRCRAFT AIRWORTHINESS CLASSIFICATION
N3291W	Standard - Normal

3. This Certificate of Airworthiness is issued pursuant to the Federal Aviation Act of 1958. The aircraft identified hereon is considered airworthy when maintained and operated in accordance with the Civil Air Regulations and applicable aircraft Operation Limitations.

4. This Certificate will remain in effect as long as the aircraft is maintained in accordance with Part 43 of the Civil Air Regulations unless surrendered, suspended, revoked, or a termination date is otherwise established by the Administrator of the Federal Aviation Agency.

5. DATE OF ISSUANCE	6. FAA REPRESENTATIVE	7. DESIGNATION NO.
10-7-65	Ronald Pitcher	DMIR-2049

8. Any alteration or misuse of this Certificate is punishable by a fine of not exceeding $1,000 or imprisonment not exceeding 3 years, or both.

GPO . 1959 OF—506938

Form FAA 13628 (5-59)

FAA AIRCRAFT REGISTRY
CAMERA NO. 1N DATE: 2-16-84

MICRO

FAA AIRCRAFT REGISTRY
CAMERA NO. 1N DATE: 2-16-84

DEPARTMENT OF TRANSPORTATION
FEDERAL AVIATION ADMINISTRATION

MAJOR REPAIR AND ALTERATION
(Airframe, Powerplant, Propeller, or Appliance)

Form Approved
Budget Bureau No. 04-R060.1

FOR FAA USE ONLY
OFFICE IDENTIFICATION

INSTRUCTIONS: Print or type all entries. See FAR 43.9, FAR 43 Appendix B, and AC 43.9-1 (or subsequent revision thereof) for instructions and disposition of this form.

1. AIRCRAFT	MAKE: PIPER	MODEL: P.A. 32 260
	SERIAL NO.: 32-124	NATIONALITY AND REGISTRATION MARK: N 3291 W
2. OWNER	NAME (As shown on registration certificate): Gerald F. Weber	ADDRESS (As shown on registration certificate): Akron, Colorado 80720

3. FOR FAA USE ONLY

4. UNIT IDENTIFICATION

UNIT	MAKE	MODEL	SERIAL NO.	5. TYPE REPAIR	5. TYPE ALTERATION
AIRFRAME	(As described in item 1 above)				X
POWERPLANT					
PROPELLER					
APPLIANCE	TYPE				
	MANUFACTURER				

NOV 18 1979 RM GADO-3

OCT 31 1979 RM GADO-5





6. CONFORMITY STATEMENT

A. AGENCY'S NAME AND ADDRESS	B. KIND OF AGENCY	C. CERTIFICATE NO.
L. G. Hayes 649 Eagle Ave. Akron, Co. 80720	X U.S. CERTIFICATED MECHANIC FOREIGN CERTIFICATED MECHANIC CERTIFICATED REPAIR STATION MANUFACTURER	2018524

D. I certify that the repair and/or alteration made to the unit(s) identified in item 4 above and described on the reverse or attachments hereto have been made in accordance with the requirements of Part 43 of the U.S. Federal Aviation Regulations and that the information furnished herein is true and correct to the best of my knowledge.

DATE	SIGNATURE OF AUTHORIZED INDIVIDUAL
Oct 27, 1979	L. G. Hayes

7. APPROVAL FOR RETURN TO SERVICE

Pursuant to the authority given persons specified below, the unit identified in item 4 was inspected in the manner prescribed by the Administrator of the Federal Aviation Administration and is ☐ APPROVED ☐ REJECTED

BY					
	FAA FLT. STANDARDS INSPECTOR	MANUFACTURER	X INSPECTION AUTHORIZATION	OTHER (Specify)	
	FAA DESIGNEE	REPAIR STATION	X CANADIAN DEPARTMENT OF TRANSPORT INSPECTOR OF AIRCRAFT		

DATE OF APPROVAL OR REJECTION	CERTIFICATE OR DESIGNATION NO.	SIGNATURE OF AUTHORIZED INDIVIDUAL
10-27-79	2018524	L. G. Hayes

FAA Form 337 (7-67) (8320)

FAA AIRCRAFT REGISTRY
CAMERA NO. 1N DATE: 2-16-84

NOTICE

Weight and balance or operating limitation changes shall be entered in the appropriate aircraft record. An alteration must be compatible with all previous alterations to assure continued conformity with the applicable airworthiness requirements.

8. DESCRIPTION OF WORK ACCOMPLISHED *(If more space is required, attach additional sheets. Identify with aircraft nationality and registration mark and date work completed.)*

Installed Wehlen Tail Beacon Strobe P/N HR14 R/N DF
as per S. T. C. SA 615 EA--
Installed Wehlen wing tip strobes as per S.T1C. SA 800 EA

Mounted power unit under floor boards at -116"

Weight and ballance computed.

All work done in accordance witht he mamufactures
specifications and A.C. 43-13-1A Chapter 11, sec 1,2,3&7
and 43-13-a Chapter 4.

********** END **********

☐ ADDITIONAL SHEETS ARE ATTACHED

★1975-G.H.O.-1703-M/673-200/175

FAA AIRCRAFT REGISTRY
CAMERA NO. 1N DATE: 2-16-84

39

FED L AVIATION AGENCY
APPLICATION FOR AIRWORTHINESS CERTIFICATE

FORM APPROVED
BUDGET BUREAU NO. 04-R058.1

INSTRUCTIONS: Please print or type. Submit this form, original only, to an authorized Federal Aviation Agency Representative. Use attachments or extra sheets as necessary.

PART I AIRCRAFT DESCRIPTION

1. AIRCRAFT IDENTIFICATION NO.	2. AIRCRAFT MAKE	3. AIRCRAFT MODEL
N 3291W	Piper	PA 32-260
4. AIRCRAFT SERIAL NUMBER	**5. ENGINE MAKE**	**6. ENGINE MODEL**
32-124	Lycoming	O-540-E4B5
7. NUMBER OF ENGINES	**8. PROPELLER MAKE**	**9. PROPELLER MODEL**
One	Hartzell	HC-C2YK-1A

PART II CERTIFICATION REQUESTED

1. APPLICATION IS HEREBY MADE FOR:
   - A. [X] ORIGINAL ISSUANCE OF CERTIFICATE (AIRCRAFT [X] NEW [ ] USED [ ] IMPORT) (CAR 1)
   - B. [ ] AMENDMENT OF CURRENT CERTIFICATE (CAR 1.62)
   - C. [ ] MULTIPLE CERTIFICATE (REF. CAR 1 AND 8)
   - D. [ ] OTHER _____ *(Specify)*

2. AIRWORTHINESS CLASSIFICATION *(Check appropriate item(s))*
   It is requested that an Airworthiness Certificate be issued to permit operation of the above described aircraft in the following classification(s):
   - A. [X] STANDARD (NORMAL, UTILITY, ACROBATIC, TRANSPORT CATEGORIES) (REF. ~~CAR 3~~ FAR 21.183 (a)
   - B. [ ] LIMITED (REF. CAR 9)
   - C. [ ] RESTRICTED (REF. CAR 8) *(Check operation(s) to be conducted)*
     - (1) [ ] AGRICULTURAL AND PEST CONTROL
     - (2) [ ] AERIAL ADVERTISING
     - (3) [ ] AERIAL SURVEYING
     - (4) [ ] PATROLLING
     - (5) [ ] FOREST AND WILDLIFE CONSERVATION
     - (6) [ ] WEATHER CONTROL
     - (7) [ ] OTHER _____ *(Specify)*
   - D. [ ] EXPERIMENTAL (REF. CAR 1) *(Check operation(s) to be conducted)*
     - (1) [ ] AMATEUR-BUILT
     - (2) [ ] EXPERIMENT (RESEARCH AND DEVELOPMENT)
     - (3) [ ] EXHIBITION
     - (4) [ ] RACING
     - (5) [ ] TO SHOW COMPLIANCE WITH CAR _____
   - E. [ ] (OTHER) _____ *(Specify)*

3. HAS THE APPLICANT PREVIOUSLY BEEN DENIED AN AIRWORTHINESS CERTIFICATE FOR THIS AIRCRAFT? [ ] YES *(Explain)* [X] NO

PART III INSPECTION AGENCY VERIFICATION *(Not applicable to newly manufactured aircraft)*

1. IN ACCORDANCE WITH CAR 1.67(d) THE AIRCRAFT DESCRIBED ABOVE HAS BEEN INSPECTED AND FOUND AIRWORTHY BY:
   - A. [ ] AIRCRAFT MANUFACTURER *(Name of Firm)* _____
   - B. [ ] CERTIFICATED DOMESTIC REPAIR STATION, CERTIFICATE NO. _____
   - C. [ ] CERTIFICATED AIR CARRIER, CERTIFICATE NO. _____
   - D. [ ] CERTIFICATED MECHANIC *(Inspection Authorization)* NO. _____

DATE	SIGNATURE OF AUTHORIZED INDIVIDUAL	TITLE

PART IV OWNER'S CERTIFICATION

I hereby certify that the aircraft described above has been inspected and is airworthy and eligible for the classification(s) requested. I further certify that I am the registered owner (or his agent) of this aircraft which is registered* with the Federal Aviation Agency, as required by the Federal Aviation Act of 1958 and the applicable Federal Aviation Regulations and Regulations of the Administrator and that the following evidence of registration is displayed in the aircraft. *(Check and complete appropriate item(s): this includes completion of items 1 and 2 on the reverse side of this form.)*

1. [ ] CERTIFICATE OF REGISTRATION, FAA FORM 500 (PART A) DATE OF ISSUE _____
2. [ ] APPLICATION FOR REGISTRATION, FAA FORM 500 (PART B). FAA FORM 500 FORWARDED TO FAA AIRCRAFT REGISTRATION BRANCH ON *(Date)* _____
3. [X] DEALER'S AIRCRAFT REGISTRATION CERTIFICATE, FAA FORM 1707 *(Expiration date)* May 21, 1966
4. REGISTERED OWNER'S FULL NAME AND PERMANENT MAILING ADDRESS *(No., Street, City, Zone and State)*
   Piper Aircraft Corporation
   Vero Beach, Florida

Ronald Pitcher
Ronald Pitcher
5. SIGNATURE OF REGISTERED OWNER OR AUTHORIZED AGENT

*In order to be eligible for registration an aircraft must be owned by a citizen of the United States as defined by Section 101(13) of the Federal Aviation Act of 1958.

6. DATE	7. TITLE
10-7-65	Agent

8. ATTACHMENTS *(Check which)*
   - A. [ ] FAA FORM 337
   - B. [ ] FAA FORM 317
   - C. [ ] WEIGHT AND BALANCE REPORT
   - D. [ ] DATA, DRAWINGS, PHOTOGRAPHS, ETC. *(List separately)*
   - E. [ ] OTHER *(List separately)*

FAA Form 305 (5-62) OBSOLETE PREVIOUS EDITIONS

FAA AIRCRAFT REGISTRY
CAMERA NO. 1N DATE: 2-16-84

FEDERAL AVIATION AGENCY
AIRCRAFT INSPECTION REPORT

(Items 1 and 2 will be verified and all other applicable items will be completed by an authorized FAA representative.)

1. AIRCRAFT CERTIFICATION BASIS

The aircraft described in PART I on the reverse of this form has been inspected and found to conform to the following:

A. [X] AIRCRAFT SPECIFICATION OR TYPE CERTIFICATE DATA SHEET NO. A3SO REVISION NO. 1
B. [ ] AIRCRAFT LISTING, PAGE NO.(S)
C. [X] AIRWORTHINESS DIRECTIVE SUMMARY 1963 (YEAR) THROUGH CARD NO. 65-22
D. [ ] SUPPLEMENTAL TYPE CERTIFICATE NO.(S)
E. [ ] OTHER *(Specify)*

2. AIRCRAFT AND ENGINE OPERATING RECORDS

A. [X] AIRCRAFT NEW—NO PREVIOUS OPERATION OR MAINTENANCE HISTORY
B. [NA] COMPLIANCE WITH APPLICABLE AIRWORTHINESS DIRECTIVES RECORDED
C. [ ] AIRCRAFT RECORDS INDICATE THE AIRFRAME HAS BEEN OPERATED A TOTAL OF _____ HOURS
D. [X] ENGINE RECORDS INDICATE THE FOLLOWING OPERATION:
SERIAL NO. L-9040-40 TOTAL HOURS _____ TIME SINCE OVERHAUL _____
SERIAL NO. _____ TOTAL HOURS _____ TIME SINCE OVERHAUL _____
SERIAL NO. _____ TOTAL HOURS _____ TIME SINCE OVERHAUL _____
SERIAL NO. _____ TOTAL HOURS _____ TIME SINCE OVERHAUL _____

3. AIRWORTHINESS DOCUMENTATION

A. [ ] CURRENT OPERATING RESTRICTIONS (LIMITATIONS), COPY ATTACHED
B. [ ] CURRENT OPERATING RESTRICTIONS (LIMITATIONS), AVAILABLE IN AIRCRAFT
C. [X] CURRENT APPROVED AIRCRAFT FLIGHT MANUAL, AVAILABLE IN AIRCRAFT
D. [X] CURRENT WEIGHT AND BALANCE INFORMATION, AVAILABLE IN AIRCRAFT
E. [X] THIS INSPECTION HAS BEEN RECORDED IN THE AIRCRAFT RECORDS
F. [ ] FAA FORM 337, MAJOR REPAIR AND ALTERATION, (ATTACH WHEN REQUIRED)
G. [ ] FAA FORM 317, STATEMENT OF CONFORMITY, (ATTACH WHEN REQUIRED)
H. [ ] WEIGHT AND BALANCE REPORT, (ATTACH WHEN REQUIRED)
I. [ ] DATA, DRAWINGS, PHOTOGRAPHS, ETC., (ATTACH WHEN REQUIRED)
J. [X] AIRWORTHINESS CERTIFICATE, FAA FORM 1362, ISSUED IN ACCORDANCE WITH CAR FAR 21.183 (a)
K. [ ] PREVIOUS FAA FORM 1362, ISSUED IN ACCORDANCE WITH CAR _____

BY _____ *(Name of Issuing Representative)* _____ *(Designation Number)*

4. FAA REPRESENTATIVE CERTIFICATION

I have inspected the aircraft described on the reverse and, on the basis of the application and the foregoing, find it conforms to its type certificate and that it is in condition for safe operation.

5. REGISTRATION INDICATED ON REVERSE IS PROPERLY DISPLAYED IN AIRCRAFT [ ] YES [X] NO *(Explain)*

Current Form FAA-1707

6. DESIGNEE'S SIGNATURE	DESIGNATION NO.	DATE
Ronald Pitcher Ronald Pitcher	DMIR-2049	10-7-65
7. FAA INSPECTOR'S SIGNATURE	**FAA DISTRICT OFFICE NO.**	**DATE**
William H. Tarpley	FAA-SO EMDO-43	NOV 2 1965
8. REMARKS		A. [X] ACCEPTED B. [ ] REINSPECTED C. [ ] SPOT CHECKED

9. ATTACHMENT(S) IN ADDITION TO THOSE LISTED ON REVERSE *(List separately)*
1. Copy of Form FAA-1362B