INSPECTION SUPPLEMENT AND WORK ORDER

Odegard School of Aerospace Sci.
University of North Dakota
Grand Forks Intl. Airport
Mark Andrews Field
Grand Forks, ND 58202

WKO#: 1057694
Tech: PDH
Shop Code: F
Equip Code: A
Opened: 1/5/2007 7:08

OBTAIN ALL INITIALS BEFORE FILING

R/A
Parts (optl)

Date closed: 1-10-07

Customer: UND Acct#: 205922230 Preliminary Insp MES In Progress Insp MES

N#: N289ND AcftType: ARRO Model: PA28R-201 Bill Meter: 5,865.4 A/F Tach: 4,378.6 Init PDH

Part#	Serial#	Description	TSO	Total Time
PA28R-201	2844039	AIRFRAME (ARROW)	4,551.0	4,551.0
IO-360-C1C6	L46651A	ENGINE (ARROW)	2,216.6	4,266.3
B2D34C213	000908	PROPELLER	2,037.6	4,539.9

PD	Problem / Discrepancy (PD)	ATA	CA	Corrective Action (CA)	ATA	ACC	Date	Hrs	OT	Tech	Insp
1	Phase 4 Insp Due	05 20	1	Completed Phase 4 Insp	05 20	N	1/5	4.0		PDH	MES
	Compression Results			IAW UND checklist. Next			1/8	.5		PDH	MES
	#1 80 #2 80			Phase (4) due Tach 44476			1/9	1.5		PDH	MES
	#3 80 #4 80						1/10	.5		PDH	MES
				I certify that this aircraft has been inspected in accordance with Phase 4 inspection, including, as applicable a routine inspection of Cabin, Fuselage, Empennage, Wings, Landing Gear and detailed inspection of Engine, Propeller and was determined to be in airworthy condition, and is approved for return to service Certified Repair Station OGSR092M Authorized Signature Paul D Hankebo Date 1-10-07 Paul D. Hankebo						
2	SB UND 8 Wing Spar	04 00	1	IAW SB - No evidence of chafing	04 00	N	1/5	.2		PDH	MES
	Chafing insp due			found. Next due Tach 44476							
	Eff date 7-15-05										
3	AD 2002-26-01	04 00	1	IAW AD No discrepancies	04 00	N	1/5	.2		PDH	MES
	Fuel Inj Lines Insp Due			noted. AD next due tach 44576							
	Eff date 1-31-03										

INSPECTION SUPPLEMENT AND WORK ORDER

Reg#: (N) 189ND

Work Order #: 1057694

PD	Problem Description (PD)	GAMA	CA	Corrective Action (CA)	GAMA	ACC	Date	Hrs	OT	Mech	Ins
4	AD 2006-24-07 Blade separation due Eff. date 1/3/07	04 00	1	Removed AD AD is N/A by propeller S/N	04 00	N	1/5	.2		PDH	MES
5	Oil cooler plenum intake tube torn	71 60	1	Replaced oil cooler plenum SCAT TUBE	71 60	N	1/5	.2		CAE	MES
6	Prop governor leaking from control shaft seal R/O/H F-2-7A S/N off D595WJ	61 20	1	Replaced with overhauled governor P/N F-2-7A S/N D515WJ	61 20	T	1/9	1.5		PDH	MES
7	#2 lower spk lead terminal is lose	74 20	1	Repaired Lead	74 20	N	1/5	.2		CAE	MES

INSPECTION SUPPLEMENT AND WORK ORDER Page 2 of 7

Reg#: (N) 28ND Work Order #: 1057694

PD	Problem Description (PD)	GAMA	CA	Corrective Action (CA)	GAMA	ACC	Date	Hrs	OT	Mech	Ins
8	Spn lead terminals are dirty	74 20	1	Cleaned terminals	74 20	N	1/5	.1		RM	MES
9	Left rear defrost seat tube chafing.	21 40	1	Applied silicone for chafe protection	21 40	N	1/5	.1		RM	MES
10	Lower oil cooler hose rubbing on fuel line Add clamp	79 20	1	Re-position hose + applied silicone for chafe protection.	79 20	N	1/5	.2		RM	MES
11	#1 side baffle seal torn	72 30	1	Replaced with new section of baffle seal	72 30	N	1/5	.3		RM	MES

INSPECTION SUPPLEMENT AND WORK ORDER Page 4 of 7

Reg#: (N) 289ND Work Order #: 1057694

PD	Problem Description (PD)	GAMA	CA	Corrective Action (CA)	GAMA	ACC	Date	Hrs	OT	Mech	Ins
12	#2 & 3 socket gasket leaking	72 30	1	Replaced gasket	72 30	N	1/9	.3		PDH	MES
13	#3 & 4 intake gasket leaking	72 30	1	Replaced gasket	72 30	N	1/9	.5		PDH	MES
14	Prop nicked	61 00	1	Dressed prop	61 00	N	1/5	.5		CAE	MES
15	End caps worn on muffler heat shroud	78 00	1	Replaced end caps on lower shroud half.	78 00	N	1/8	1.5		PDH	MES
16	RH wing gap seal pushed in at leading edge	57 00	1	Re-position & sealed wing gap seal	57 00	N	1/8	.7		PDH	MES

INSPECTION SUPPLEMENT AND WORK ORDER Page 5 of 7

Reg#: (N) 289ND Work Order #: 1057694

PD	Problem Description (PD)	GAMA	CA	Corrective Action (CA)	GAMA	ACC	Date	Hrs	OT	Mech	Insp
17	Yokes sticky	27 30	1	Cleaned control yoke tubes	27 30	N	1/5	.1		RDH	MES
18	Fluid level low in powerpack	12 10	1	Serviced with 5606	12 10	N	1/5	.1		RDH	MES
19	Fwd muffler P/N 67517-00R S/N 1877 has loose flame tube	78 20	1	Replaced with new muffler P/N 67517-00R S/N 1883	78 20	N	1/8	.8		RDH	MES
20	#2 exhaust stack has two holes that can not be covered by new muffler	78 10	1	Replaced with overhauled stack	78 10	N	1/8	3		RDH	MES

INSPECTION SUPPLEMENT AND WORK ORDER Page 6 of 7

Reg#: (N) 289ND Work Order #: 1057694

PD	Problem Description (PD)	GAMA	CA	Corrective Action (CA)	GAMA	ACC	Date	Hrs	OT	Mech	Ins
21	Metal object found in oil suction screen. Object appeared to be a thin shim or washer that was folded in half. Object was sent to Lycoming for lab analysis.	79 00	1	Lab analysis from Lycoming determined object to be of a carbon steel material that does not match their bearing material or parts (See letter dated 1-10-07). It is determined that it was an object inadvertantly introduced to the engine. An oil change, suction screen & filter inspection is hereby scheduled in 10hrs to check for further contamination. (4388.6)	79 00	N	1/10	.3		PDH	MED

INSPECTION SUPPLEMENT AND WORK ORDER Page 2 of 2

Reg#: (N) 28 9ND **Work Order #:** 1057694

PD	Problem Description (PD)	GAMA	CA	Corrective Action (CA)	GAMA	ACC	Date	Hrs	OT	Mech	Insp
22	INSPECTOR TIME	05 60	1	INSPECTOR TIME	05 60	N	1/10	2.0		MES	MES

I certify the aircraft airframe, aircraft engine, propeller, or appliance identified above was repaired and inspected in accordance with current regulations of the Federal Aviation Administration with respect to the work performed and found to be airworthy and is approved for return to service.
Certified Repair Station OC5R092N

Authorized Signature

Date 1/10/19

From: "Schans, Jeffery" <JSchans@lycoming.textron.com>
To: "'stroh@aero.und.edu'" <stroh@aero.und.edu>
Date: 1/10/2007 9:36:31 AM
Subject: Chip Analysis

Morgan,

After looking at the material you sent in it definitly looked like bearings material. After the analysis it did not
match our bearing material. The material was a carbon steel material. I would investigate further.

Jeff Schans
Field Service Engineer
652 Oliver St.
Williamsport, PA 17701
Direct 570.327.7064
Fax 570.327.7113
E-Mail jschans@lycoming.textron.com

AEROSPACE
UNIVERSITY OF NORTH DAKOTA

January 5, 2007

Reference: N289ND Engine

Jeff Schans
Textron Lycoming
652 Oliver Street
Williamsport, Pennsylvania 17701

Dear Jeff,

Enclosed you will a zip lock bag containing metal found in the sump screen of aircraft N289ND during a Phase inspection. The engine is an IO-360-C1C6 serial number L-466-51A. TSMOH is 2216.6 performed by Lycoming 6/25/03 on w/o# GJ207406. Total time on the engine is 4266.3. Review of our maintenance records indicates no abnormal amounts of metal ever being found during previous oil filter and sump inspections. No metal was found in the filter upon internal inspection. A compression test was completed prior to the discovery of the metal with the following results:

#1 77/80 #2 76/80 #3 77/80 #4 77/80

Please evaluate and determine its possible origin is from the engine or an external sourcec.

If you need any more information, please do not hesitate to call Dan Kasowski, Director of Maintenance or me at (701) 777-7900.

Sincerely,

Morgan R Stroh

Morgan R. Stroh
Manager, Quality Assurance

Enclosure (1)

Flight Support Services

John D. Odegard School of Aerospace Sciences
Grand Forks International Airport
Mark Andrews Field
Grand Forks, ND 58202-9007
701/777-7900 • FAX 701/777-7929

1. Approving National Aviation Authority/Country:	2.	3. Form Tracking Nu
FAA/UNITED STATES	**AUTHORIZED RELEASE CERTIFICATE** FAA Form 8130–3, AIRWORTHINESS APPROVAL TAG	99092

4. Organization Name and Address:	5. Work Order/Contract/Invoice Number
Aerospace Welding, Inc. 12124 12th Avenue South Burnsville MN 55337	99092

6. Item:	7. Description:	8. Part Number:	9. Eligibility:*	10. Quantity:	11. Serial/Batch Number:	12. Status/Work:
1	STACK	67810-00	N/A	1 each	99092	OVERHAULED

13. Remarks:

REF: WORK ORDER #99092.

14. Certifies the items identified above were manufactured in conformity to:

☐ Approved design data and are in a condition for safe operation.

☐ Non-approved design data specified in Block 13.

19. ☒ **14 CFR 43.9 Return to Service** ☐ **Other regulation specified in Block 13**

Certifies that unless otherwise specified in Block 13, the work identified in Block 12 and described in Block 13 was accomplished in accordance with Title 14, Code of Federal Regulations, part 43 and in respect to that work, the items are approved for return to service.

15. Authorized Signature:	16. Approval/Authorization No.:	20. Authorized Signature	21. Approval/Certificate No.:
			UWDR792L
17. Name (Typed or Printed):	**18. Date:**	**22. Name (Typed or Printed):**	**23. Date (m/d/y):**
		Tom Knaresboro	9/15/2006

User/Installer Responsibilities

It is important to understand that the existence of this document alone does not automatically constitute authority to install the part/component/assembly.

Where the user/installer performs work in accordance with the national regulations of an airworthiness authority different than the airworthiness authority of the country specified in Block 1, it is essential that the user/installer ensures that his/her airworthiness authority accepts parts/components/assemblies from the airworthiness authority of the country specified in Block 1.

Statements in Blocks 14 and 19 do not constitute installation certification. In all cases, aircraft maintenance records must contain an installation certification issued in accordance with the national regulations by the user/installer before the aircraft may be flown.

FAA Form 8130–3 (6–01)

*Installer must cross-check eligibility with applicable technical data.

NSN: 0052-00-012-9005

Discrepancies Noted:

☐ OUTERSHELL	☐ BALL JOINT	☐ BELLOWS
☐ OVERBOARD	☐ BELL JOINT	☐ HEAT FINS
☐ BAFFLE	☐ INLAY	☐ STRAIGHT TUBE
☐ END PLATE	☐ OVERLAY	☐ BRACKET
☐ SHROUD RING	☐ INLET EXTENSION	☐ BOLT FLANGE
☐ BEADED END	☐ RISER TUBE	☐ TOP TUBE
☐ TAB	☐ FLANGE	☐ CRACK WELD
☐ SHAFT	☐ TAILPIPE	☑ SLIP JOINT
☐ BUTTERFLY	☐ FLOW DIVIDER	☐ ELBOW
☐ CLEAN & INSP.	☐ BODY	☐ SKIN
☐ _____	☐ _____	☐ _____

INSPECTOR'S INITIALS TLK

Corrective Action: **ITEMS REPLACED OR REPAIRED**

REPL	REPR		REPL	REPR		REPL	REPR	
☐	☐	OUTERSHELL	☐	☐	BALL JOINT	☐	☐	BELLOWS
☐	☐	OVERBOARD	☐	☐	BELL JOINT	☐	☐	HEAT FINS
☐	☐	BAFFLE	☐	☐	INLAY	☐	☐	STRAIGHT TUBE
☐	☐	END PLATE	☐	☐	OVERLAY	☐	☐	BRACKET
☐	☐	SHROUD RING	☐	☐	INLET EXTENSION	☐	☐	BOLT FLANGE
☐	☐	BEADED END	☐	☐	RISER TUBE	☐	☐	TOP TUBE
☐	☐	TAB	☐	☐	FLANGE	☐	☐	CRACK WELD
☐	☐	SHAFT	☐	☐	TAILPIPE	1	☐	SLIP JOINT
☐	☐	BUTTERFLY	☐	☐	FLOW DIVIDER	0	☐	ELBOW
☐	☐	CLEAN & INSP.	☐	☐	BODY	☐	☐	SKIN
☐	☐	_____	☐	☐	_____	☐	☐	_____

INSPECTOR'S INITIALS TLK

Material Type	***Approved Data***
☑ 347 SS FILLER ROD	☑ 43.13-1B
☑ 321 SS	☐ MANUFACTURER'S MANUAL
☐ 4130 CHROMALLY	☐ AIR CARRIER'S MANUAL
☐ 4130 ROD	
☐ INCONEL	
☐ INCONEL ROD	
☐ _____	☐ _____
☐ _____	

AEROSPACE WELDING MINNEAPOLIS, INC.

12124 12th Ave. South, Burnsville, MN 55337 952-890-1511

FAA Repair Station #UWDR792L

Form 1

NAME: UND-AEROSPACE FISCAL AFFAIRS	S/N AWI: 99092	Job:
ADDRESS: ODEGARD HALL ROOM 200	CITY: GRAND FORKS ND 58202-9007	
Make & Model: PIPER 28R-200	Part Number: 67810-00	
Unit Description: LF STACK 200		
Registration No.		

INSPECTION

Preliminary Date	9/14/2006 TLK
Hidden Damage Date	9/14/2006 TLK
In Progress Date	9/15/2006 TLK
Final Date	9/15/2006 TLK

CUSTOMER SERVICES REQUESTED

☑ REPAIRS	☑ ELBOW	☑ BOLT FLANGE	☐ _____
☑ A.D. NOTES	☐ DIE PENETRANT	☐ CORROSION PROTECT NEW TUBE	☐ _____
☑ PRESSURE TEST	☐ DEMAGNETIZE	☐ PRIMER COAT	☐ _____

MAINTENANCE RELEASE

The aircraft/component identified hereon was repaired and inspected in accordance with current Federal Aviation Regulations and was found airworthy for Return to Service. Pertinent details of the repair are on file at this agency.

AUTHORIZED AND CONDITIONS AGREED TO AS STATED ABOVE

BY _____ DATE 9/15/2006

INSPECTION SUPPLEMENT AND WORK ORDER

Odegard School of Aerospace Sci.
University of North Dakota
Grand Forks Intl. Airport
Mark Andrews Field
Grand Forks, ND 58202

WKO#: 1057825
Tech: JDL
Shop Code: F
Equip Code: A
Opened: 1/13/2007 8:29

OBTAIN ALL INITIALS BEFORE FILING

R/A JJ
Parts (optl) 1
Date closed: 1-13-07

JJ

Customer: UND Acct#: 205922230 Preliminary Insp _____ In Progress Insp _____

N#: N289ND AcftType: ARRO Model: PA28R-201 Bill Meter: 5,868.8 A/F Tach: 4,380.8 Init JJ

Part#	Serial#	Description	TSO	Total Time
PA28R-201	2844039	AIRFRAME (ARROW)	4,553.2	4,553.2
IO-360-C1C6	L46651A	ENGINE (ARROW)	2,218.8	4,268.5
B2D34C213	000908	PROPELLER	2,039.8	4,542.1

PD	Problem / Discrepancy (PD)	ATA	CA	Corrective Action (CA)	ATA	ACC	Date	Hrs	OT	Tech	Insp
1	Static wick is broke on rudder	23 60	1	Removed and replaced static wick on rudder	23 60	N	1/13	.5		JJ	
				Joshua D. Larson A+P 5019460 82							

INSPECTION SUPPLEMENT AND WORK ORDER

Odegard School of Aerospace Sci.
University of North Dakota
Grand Forks Intl. Airport
Mark Andrews Field
Grand Forks, ND 58202

WKO#: 1057829
Tech: JDL
Shop Code: F
Equip Code: A
Opened: 1/13/2007 15:05

OBTAIN ALL INITIALS BEFORE FILING

R/A
Parts (optl)
Date closed: 1-14-07

Customer: UND Acct#: 205922230 Preliminary Insp Mark In Progress Insp mark

N#: N289ND AcftType: ARRO Model: PA28R-201 Bill Meter: 5,871.9 A/F Tach: 4,383.2 Init

Part#	Serial#	Description	TSO	Total Time
PA28R-201	2844039	AIRFRAME (ARROW)	4,555.6	4,555.6
IO-360-C1C6	L46651A	ENGINE (ARROW)	2,221.2	4,270.9
B2D34C213	000908	PROPELLER	2,042.2	4,544.5

PD	Problem / Discrepancy (PD)	ATA	CA	Corrective Action (CA)	ATA	ACC	Date	Hrs	OT	Tech	Insp
1	Excessive oil leaking from engine through nose gear doors.	79 00	1	Removed top cowl, inspected engine. No defects found. cleaned engine and bottom cowl	79 00	N	1/13	1.0			
	Noticed fresh oil on the ground.	79 00	2	Ran up engine and leak checked. No leaks found at this time, installed top cowl.	79 00	N	1/14	1.0			

I certify the aircraft airframe, aircraft engine, propeller, or appliance identified above was repaired and inspected in accordance with current regulations of the Federal Aviation Administration with respect to the work performed and found to be airworthy and is approved for return to service. Certified Repair Station OG5R092N.

Authorized Signature
Date 1-14-07

INSPECTION SUPPLEMENT AND WORK ORDER

Page 1 of 1

Odegard School of Aerospace Sci.
University of North Dakota
Grand Forks Intl. Airport
Mark Andrews Field
Grand Forks, ND 58202

WKO#: 1057854
Tech: CME
Shop Code: F
Equip Code: A
Opened: 1/15/2007 17:30

OBTAIN ALL INITIALS BEFORE FILING

R/A 84
Parts (optl) 1
Date closed: 1-15-07

84

Customer: UND Acct#: 205922230 Preliminary Insp Init In Progress Insp Init

N#: N289ND AcftType: ARRO Model: PA28R-201 Bill Meter: 5,875.8 A/F Tach: 4,385.7 Init

Part#	Serial#	Description	TSO	Total Time
PA28R-201	2844039	AIRFRAME (ARROW)	4,558.1	4,558.1
IO-360-C1C6	L46651A	ENGINE (ARROW)	2,223.7	4,273.4
B2D34C213	000908	PROPELLER	2,044.7	4,547.0

PD	Problem / Discrepancy (PD)	ATA	CA	Corrective Action (CA)	ATA	ACC	Date	Hrs	OT	Tech	Insp
1	heard loud bang and nose wheel was downwith gear handle up IN flight	32 10	1	Inspected found nose gear actuator arm bolt sheared & missing Installed new bolt and hardware Inspected nose landing gear op checkgood	32 10	N	1/15	1.5		Init	Init

I certify the aircraft airframe, aircraft engine, propeller, or appliance identified above was repaired and inspected in accordance with current regulations of the Federal Aviation Administration with respect to the work performed and found to be airworthy and is approved for return to service.
Certified Repair Station OG5R092N

Authorized Signature
Date 1-15-07

INSPECTION SUPPLEMENT AND WORK ORDER

Odegard School of Aerospace Sci.
University of North Dakota
Grand Forks Intl. Airport
Mark Andrews Field
Grand Forks, ND 58202

WKO#: 1057936
Tech: RMK
Shop Code: F
Equip Code: A
Opened: 1/17/2007 14:45

OBTAIN ALL INITIALS BEFORE FILING

R/A
Parts (optl)

Date closed: 1.17.07

Customer: UND Acct#: 205922230 Preliminary Insp MSB In Progress Insp MSB

N#: N289ND AcftType: ARRO Model: PA28R-201 Bill Meter: 5,886.2 A/F Tach: 4,393.4 Init

Part#	Serial#	Description	TSO	Total Time
PA28R-201	2844039	AIRFRAME (ARROW)	4,565.8	4,565.8
IO-360-C1C6	L46651A	ENGINE (ARROW)	2,231.4	4,281.1
B2D34C213	000908	PROPELLER	2,052.4	4,554.7

PD	Problem / Discrepancy (PD)	ATA	CA	Corrective Action (CA)	ATA	ACC	Date	Hrs	OT	Tech	Insp
1.	OIL CHANGE, SUCTION SCREEN & FILTER INSP DUE	05 20	1	COMPLETED INSPECTION CHANGED OIL NO METAL DEBRIS FOUND IN OIL, OIL FILTER AND SUMP SCREEN	05 20	N	1/17	1.9			MSB
2.	CO-PILOT INBD SEAT SPRING BROKEN	25 10	1	REMOVED & REPLACED INBD SEAT SPRING	25 10	N	1/17	.5			MSB

I certify the aircraft airframe, aircraft engine, propeller, or appliance identified above was repaired and inspected in accordance with current regulations of the Federal Aviation Administration with respect to the work performed and found to be airworthy and is approved for return to service. Certified Repair Station OG5R092N.

Authorized Signature
Date 1-17-07

INSPECTION SUPPLEMENT AND WORK ORDER

Odegard School of Aerospace Sci.
University of North Dakota
Grand Forks Intl. Airport
Mark Andrews Field
Grand Forks, ND 58202

WKO#: 1057984
Tech: CEC
Shop Code: F
Equip Code: A
Opened: 1/20/2007 8:21

OBTAIN ALL INITIALS BEFORE FILING

R/A 84
Parts (optl) _____
Date closed: 1-20-07

84

Customer: UND Acct#: 205922230 Preliminary Insp _____ In Progress Insp _____

N#: N289ND AcftType: ARRO Model: PA28R-201 Bill Meter: 5,894.5 A/F Tach: 4,398.5 Init

Part#	Serial#	Description	TSO	Total Time
PA28R-201	2844039	AIRFRAME (ARROW)	4,570.9	4,570.9
IO-360-C1C6	L46651A	ENGINE (ARROW)	2,236.5	4,286.2
B2D34C213	000908	PROPELLER	2,057.5	4,559.8

PD	Problem / Discrepancy (PD)	ATA	CA	Corrective Action (CA)	ATA	ACC	Date	Hrs	OT	Tech	Insp
1	R/H Tire is flat	32/40	1	Replaced R/H main Tire and tube	32/40	N	1/20	.5			
				Aep 3821720							

AUTHORIZED RELEASE CERTIFICATE

FAA Form 8130-3, AIRWORTHINESS APPROVAL TAG

1. Approving National Aviation Authority/Country:	2.	3.
FAA/United States		6170/

4. Organization	5. Work Order, Contract, Invoice or Pick No:
Michelin Aircraft Tire Corp. 515 Michelin Road, Building 56 Greenville, SC 29602 Michelin Aircraft Tyre – Siam Tyre Industry Co.,Ltd. 57 Moo 6 Nongplakradee Rd., Nongplamore, Nongkhae, Saraburi 18140	**DIDS6170N6** 0 Page Attached

6. Item:	7. Description:	8. Part Number:	9. Eligibility: *	10. Quantity:	11. Serial/Batch Number:	12. Status/Work:
1.	**6.00-6/6/120** Aircraft Tire	**072-314-0**	TSO Article N/A	1	**6141W00234**	New

13. Remarks. : **DIRECT SHIPMENT AUTHORIZATION**

Limited life parts must normally be accompanied by maintenance history including total time/total cycle/time since new.

14. Certifies the items identified above were manufactured in conformity to:

☒ Approved design data are in a condition for safe operation.
☐ Non-approved design data specified in Block 13.

19. ☐ 14 CFR 43.9 Return to Service ☐ Other regulation specified in Block

Certifies that unless otherwise specified in Block 13, the work identified in Block 12 and described in Block 13 was accomplished in accordance with Title 14, Code of Federal Regulations, part 43 and in respect to that work, the items are approved for return to service.

15. Authorized Signature:	16. Approval/Authorization No:	20. Authorized Signature: NA	21. Approval Certificate Number: NA
17. Name (typed or printed): **M.Jittakorn Sukto**	18. Date: **24-May-06**	22. Name (typed or printed): NA	23. Date: NA

User/Installer Responsibilities

It is important to understand that the existence of this Document alone does not automatically constitute authority to install the part/component/assembly.

Where the user/installer performs work in accordance with the national regulations of an airworthiness authority different than the Airworthiness Authority of the country specified in Block 1, it is essential that the user/installer ensures that his/her airworthiness authority accepts part/components/assemblies from the airworthiness authority of the country specified in Block 1.

Statements in Blocks 14 and 19 do not constitute installation certification. In all cases, aircraft maintenance records must contain an installation certification issued in accordance with the national regulations by the user/installer before the aircraft may be flown.

INSPECTION SUPPLEMENT AND WORK ORDER

Odegard School of Aerospace Sci.
University of North Dakota
Grand Forks Intl. Airport
Mark Andrews Field
Grand Forks, ND 58202

WKO#: 1058165
Tech: CAB
Shop Code: F
Equip Code: A
Opened: 1/28/2007 11:26

OBTAIN ALL INITIALS BEFORE FILING

R/A
Parts (opt'l)
Date closed: 1/28/07

Customer: UND Acct#: 205922230 Preliminary Insp MFS In Progress Insp MFS

N#: N289ND AcftType: ARRO Model: PA28R-201 Bill Meter: 5,915.8 A/F Tach: 4,414.5 Init CABS

Part#	Serial#	Description	TSO	Total Time
PA28R-201	2844039	AIRFRAME (ARROW)	4,586.9	4,586.9
O-360-C1C6	L46651A	ENGINE (ARROW)	2,252.5	4,302.2
82D34C213	000908	PROPELLER	2,073.5	4,575.8

PD	Problem / Discrepancy (PD)	ATA	CA	Corrective Action (CA)	ATA	ACC	Date	Hrs	OT	Tech	Insp
1	Left fuel Sump leaking	28/30	1	Removed & Replaced L/H Fuel Sump leak check Good	28/30	N	1/28	1.5		CABS	MFS

I certify the aircraft airframe, aircraft engine, propeller, or appliance identified above was repaired and inspected in accordance with current regulations of the Federal Aviation Administration with respect to the work performed and found to be airworthy and is approved for return to service.
Certified Repair Station OC5R092N

Authorized Signature
Date 1/28/07

INSPECTION SUPPLEMENT AND WORK ORDER

Odegard School of Aerospace Sci.
University of North Dakota
Grand Forks Intl. Airport
Mark Andrews Field
Grand Forks, ND 58202

WKO#: 1058407
Tech: CME
Shop Code: F
Equip Code: A
Opened: 2/6/2007 15:31

OBTAIN ALL INITIALS BEFORE FILING

R/A SP
Parts (opt) _____
Date closed: 2/06/07

84

Customer: UND Acct#: 205922230 Preliminary Insp MES In Progress Insp

N#: N289ND AcftType: ARRO Model: PA28R-201 Bill Meter: 5,933.4 A/F Tach: 4,427.6 Init

Part#	Serial#	Description	TSO	Total Time
PA28R-201	2844039	AIRFRAME (ARROW)	4,600.0	4,600.0
IO-360-C1C6	L46651A	ENGINE (ARROW)	2,265.6	4,315.3
B2D34C213	000908	PROPELLER	2,086.6	4,588.9

PD	Problem / Discrepancy (PD)	ATA	CA	Corrective Action (CA)	ATA	ACC	Date	Hrs	OT	Tech	Insp
1	EPU connector	2440	1	Cleaned ground,	2440	N	2/06	2.5		SB	
	broken			charged battery.			2/6	1.0		me	
				Checks OK							

I certify the aircraft airframe, aircraft engine, propeller, or appliance identified above was repaired and inspected in accordance with current regulations of the Federal Aviation Administration with respect to the work performed and found to be airworthy and is approved for return to service.
Certified Repair Station OG5R092N

Authorized Signature
Date 2-6-07

INSPECTION SUPPLEMENT AND WORK ORDER

Odegard School of Aerospace Sci.
University of North Dakota
Grand Forks Intl. Airport
Mark Andrews Field
Grand Forks, ND 58202

WKO#: 1058408
Tech: SFB
Shop Code: F
Equip Code: A
Opened: 2/6/2007 15:36

OBTAIN ALL INITIALS BEFORE FILING

R/A SP
Parts (optl) 1
Date closed: 2/6 SP

Customer: UND Acct#: 205922230 Preliminary Insp _____ In Progress Insp _____

N#: N289ND AcftType: ARRO Model: PA28R-201 Bill Meter: 5,933.4 A/F Tach: 4,427.6 Init _____

Part#	Serial#	Description	TSO	Total Time
PA28R-201	2844039	AIRFRAME (ARROW)	4,600.0	4,600.0
IO-360-C1C6	L46651A	ENGINE (ARROW)	2,265.6	4,315.3
B2D34C213	000908	PROPELLER	2,086.6	4,588.9

PD	Problem / Discrepancy (PD)	ATA	CA	Corrective Action (CA)	ATA	ACC	Date	Hrs	OT	Tech	Insp

INSPECTION SUPPLEMENT AND WORK ORDER

Odegard School of Aerospace Sci.
University of North Dakota
Grand Forks Intl. Airport
Mark Andrews Field
Grand Forks, ND 58202

WKO#: 1058471
Tech: JEB
Shop Code: F
Equip Code: A
Opened: 2/8/2007 10:22

OBTAIN ALL INITIALS BEFORE FILING

R/A
Parts (opt'l)
Date closed: 2/8/07

Customer: UND Acct#: 205922230 Preliminary Insp _____ In Progress Insp _____

N#: N288ND AcftType: ARRO Model: PA28R-201 Bill Meter: 5,940.9 A/F Tach: 4,433.3 Init _____

Part#	Serial#	Description	TSO	Total Time
PA28R-201	2844039	AIRFRAME (ARROW)	4,605.7	4,605.7
IO-360-C1C6	L46651A	ENGINE (ARROW)	2,271.3	4,321.0
B2D34C213	000908	PROPELLER	2,092.3	4,584.6

PD	Problem / Discrepancy (PD)	ATA	CA	Corrective Action (CA)	ATA	ACC	Date	Hrs	OT	Tech	Insp

INSPECTION SUPPLEMENT AND WORK ORDER

Odegard School of Aerospace Sci.
University of North Dakota
Grand Forks Intl. Airport
Mark Andrews Field
Grand Forks, ND 58202

WKO#: 1058476
Tech: JEB
Shop Code: F
Equip Code: A
Opened: 2/8/2007 12:05

OBTAIN ALL INITIALS BEFORE FILING

R/A
Parts (optl)
Date closed: 2/8/07

Customer: UND Acct#: 205922230 Preliminary Insp ____ In Progress Insp ____

N#: N289ND AcftType: ARRO Model: PA28R-201 Bill Meter: 5,942.3 A/F Tach: 4,434.2 Init JEB

Part#	Serial#	Description	TSO	Total Time
PA28R-201	2844039	AIRFRAME (ARROW)	4,606.6	4,606.6
IO-360-C1C6	L46651A	ENGINE (ARROW)	2,272.2	4,321.9
B2D34C213	000908	PROPELLER	2,093.2	4,595.5

PD	Problem / Discrepancy (PD)	ATA	CA	Corrective Action (CA)	ATA	ACC	Date	Hrs	OT	Tech	Insp
1	Window latch fell off.	56 10	1	Replaced latch. Triumph Products A-PS0264604	56 10	N	2 8	.5		JEB	

INSPECTION SUPPLEMENT AND WORK ORDER

Odegard School of Aerospace Sci.
University of North Dakota
Grand Forks Intl. Airport
~~Mark Andrews Field~~
Grand Forks, ND 58202

WKO#: 1058565
Tech: CAB
Shop Code: F
Equip Code: A
Opened: 2/10/2007 11:39

OBTAIN ALL INITIALS BEFORE FILING

R/A
Parts (optl)
Date closed: 2/12/07

Customer: UND Acct#: 205922230 Preliminary Insp In Progress Insp

N#: N289ND AcftType: ARRO Model: PA28R-201 Bill Meter: 5,952.1 A/F Tach: 4,441.4 Init

Part#	Serial#	Description	TSO	Total Time
PA28R-201	2844039	AIRFRAME (ARROW)	4,613.8	4,613.8
IO-360-C1C6	L46651A	ENGINE (ARROW)	2,279.4	4,329.1
B2D34C213	000908	PROPELLER	2,100.4	4,602.7

PD	Problem / Discrepancy (PD)	ATA	CA	Corrective Action (CA)	ATA	ACC	Date	Hrs	OT	Tech	Insp
1	During performance climb, engine RPM fluctuated between about 2500 - 2800 RPM in a rapid manner RPM continued to change, Reduced power & propeller control to hold 25" at 2,500. Fluctuations stopped. Removed Prop B2D34C213 000908	6100	1	Found one blade of prop had excessive rotation in hub replaced prop P/N on B2D34C213 S/N 993190 - ran - leak and operational ok, installed spinner & cowl	6100	N	2/12	2.9		SOR	

I certify the aircraft airframe, aircraft engine, propeller, or appliance identified above was repaired and inspected in accordance with current regulations of the Federal Aviation Administration with respect to the work performed and found to be airworthy and is approved for return to service. Certified Repair Station OG5R092N.

Authorized Signature
Date 2-12-07

INSPECTION SUPPLEMENT AND WORK ORDER

Odegard School of Aerospace Sci.
University of North Dakota
Grand Forks Intl. Airport
Mark Andrews Field
Grand Forks, ND 58202

WKO#: 1058840
Tech: CME
Shop Code: F
Equip Code: A
Opened: 2/12/2007 16:21

OBTAIN ALL INITIALS BEFORE FILING

R/A 04
Parts (opt) _____
Date closed: 2-12-07

04

Customer: UND Acct#: 205922230 Preliminary Insp _____ In Progress Insp _____

N#: N289ND AcftType: ARRO Model: PA28R-201 Bill Meter: 5,952.4 A/F Tach: 4,441.4 Init

Part#	Serial#	Description	TSO	Total Time
PA28R-201	2844039	AIRFRAME (ARROW)	4,613.8	4,613.8
IO-360-C1C6	L46651A	ENGINE (ARROW)	2,279.4	4,329.1

PD	Problem / Discrepancy (PD)	ATA	CA	Corrective Action (CA)	ATA	ACC	Date	Hrs	OT	Tech	Insp
1	Static wic missing	23 60	1	Replaced Static wic Chad Meuner A+P 2762621	23 60	N	2/12	3		CME	

INSPECTION SUPPLEMENT AND WORK ORDER

Odegard School of Aerospace Sci.
University of North Dakota
Grand Forks Intl. Airport
Mark Andrews Field
Grand Forks, ND 58202

WKO#: 1058668
Tech: JEB
Shop Code: F
Equip Code: A
Opened: 2/13/2007 12:40

OBTAIN ALL INITIALS BEFORE FILING

R/A JY
Parts (opt) 1
Date closed: 2/13/07

Customer: UND Acct#: 205922230 Preliminary Insp ____ In Progress Insp ____

N#: N289ND AcftType: ARRO Model: PA28R-201 Bill Meter: 5,956.7 A/F Tach: 4,445.8 Init JEB

Part#	Serial#	Description	TSO	Total Time
PA28R-201	2844039	AIRFRAME (ARROW)	4,618.2	4,618.2
IO-360-C1C6	L46651A	ENGINE (ARROW)	2,283.8	4,333.5
B2D34C213	993190	PROPELLER	2.6	4,853.9

PD	Problem / Discrepancy (PD)	ATA	CA	Corrective Action (CA)	ATA	ACC	Date	Hrs	OT	Tech	Insp
1	L/H fuel sump drain leaking.	28 10	1	Replaced drain. Joseph Rucker A&P 5026416C6	28 10	N	2 13	.5		JEB	

INSPECTION SUPPLEMENT AND WORK ORDER

Odegard School of Aerospace Sci.
University of North Dakota
Grand Forks Intl. Airport
Mark Andrews Field
Grand Forks, ND 58202

WKO#: 1058685
Tech: CEC
Shop Code: F
Equip Code: A
Opened: 2/13/2007 16:03

OBTAIN ALL INITIALS BEFORE FILING

R/A
Parts (optl)
Date closed: 2-13-07

Customer: UND Acct#: 205922230 Preliminary Insp ____ In Progress Insp ____

N#: N289ND AcftType: ARRO Model: PA28R-201 Bill Meter: 5,961.0 A/F Tach: 4,447.8 Init

Part#	Serial#	Description	TSO	Total Time
PA28R-201	2844039	AIRFRAME (ARROW)	4,620.2	4,620.2
IO-360-C1C6	L46651A	ENGINE (ARROW)	2,285.8	4,335.5
B2D34C213	993190	PROPELLER	4.6	4,855.9

PD	Problem / Discrepancy (PD)	ATA	CA	Corrective Action (CA)	ATA	ACC	Date	Hrs	OT	Tech	Insp
1	Spit window latch missing	56/10	1	Installed new spit window latch assy.	56/10	N	2/13	.4			
					Approved 302/720						

INSPECTION SUPPLEMENT AND WORK ORDER

Odegard School of Aerospace Sci.
University of North Dakota
Grand Forks Intl. Airport
Mark Andrews Field
Grand Forks, ND 58202

WKO#: 1058700
Tech: ADC
Shop Code: F
Equip Code: A
Opened: 2/14/2007 7:01

OBTAIN ALL INITIALS BEFORE FILING

R/A
Parts (opti)
Date closed: 2-14-07

Customer: UND Acct#: 205922230 Preliminary Insp In Progress Insp

N#: N289ND AcftType: ARRO Model: PA28R-201 Bill Meter: 5,961.0 A/F Tach: 4,447.8 Init

Part#	Serial#	Description	TSO	Total Time
PA28R-201	2844039	AIRFRAME (ARROW)	4,620.2	4,620.2
IO-360-C1C6	L46651A	ENGINE (ARROW)	2,285.8	4,335.5
B2D34C213	993190	PROPELLER	4.6	4,855.9

PD	Problem / Discrepancy (PD)	ATA	CA	Corrective Action (CA)	ATA	ACC	Date	Hrs	OT	Tech	Insp
1	Phase I Inspection due	05/20	1	Completed Phase I inspection	05/20	N	2/14	5.0			
							2/14	4.7		DeL	
				I certify that this aircraft has been inspected in accordance with Phase I inspection, including as applicable a routine inspection of Engine, Propeller, Wings, Empennage and detailed inspection of Cabin, Fuselage, Empennage and was determined to be in airworthy condition, and is approved for return to service. Certified Repair Station OG5R092N. Authorized Signature Date 2-14-07						
2	ELT G Switch teste 12/21/04	25/60	1	Performed ELT "G" switch test IAW SB UND4 46876	25/60	N	2/14	.2		DeL	
							2/14	.1			

INSPECTION SUPPLEMENT AND WORK ORDER

Reg#: (N) 289ND

Work Order #: 105800

PD	Problem Description (PD)	GAMA	CA	Corrective Action (CA)	GAMA	ACC	Date	Hrs	OT	Mech	Insp
3	SB UND 8 Wing Spar Chafing 7/15/05	05/10	1	Inspected no defects noted Next due 4567.6	57/10	N	2/14	.2			
4	SL 1087 Wing Aft Spar Bolt Torque Check 3/30/05	05/10	1	performed Wing Aft spar bolt torque check IAW SL 1087 No defects noted at this time Next due	57/40	N	2/14 2/14	.2 .1			
					4567.6						
5	AD 2002-26-01 fuel Injection lines Insp 1/31/03	04/00	1	Inspected lines no defects noted Next due 4517.6	24/10	N	2/14	.3			

INSPECTION SUPPLEMENT AND WORK ORDER

Reg#: (N) 289ND

Work Order #: 1038700

PD	Problem Description (PD)	GAMA	CA	Corrective Action (CA)	GAMA	ACC	Date	Hrs	OT	Mech	Insp
6	Inst. air filters due	05/20	I	Removed and replaced	07/10	N1	2/14	.7		DCJ	
				Instrument Air Filters.			2/14	.1			
				Next Due: 4947.8							
7	Cabin door window	02/10	I	Reseured Cabin door	02/10	N	2/14	.3		DCJ	
	aft portion loose in			window			2/14	.1			
	door										

INSPECTION SUPPLEMENT AND WORK ORDER

Reg#: (N) 28WP

Work Order #: 1058700

PD	Problem Description (PD)	GAMA	CA	Corrective Action (CA)	GAMA	ACC	Date	Hrs	OT	Mech	Insp
8	Stabilator RH trim tab	55/60	1	Removed & replaced	55/60	N	2/14	1.0			
	Inboard rib			trim tab rib & riveted							
	cracked			IAW AC43.13 1b							
				Chp 4 Sec 4 Para 4-57							
9	lower cowling	71/10	1	Removed and replaced	71/10	N	2/14	.1		Def	
	plastic bushings			lower cowling plastic			2/14	.1			
	worn			bushings							

INSPECTION SUPPLEMENT AND WORK ORDER Page 5 of 6

Reg#: (N) 289WD Work Order #: 1052700

PD	Problem Description (PD)	GAMA	CA	Corrective Action (CA)	GAMA	ACC	Date	Hrs	OT	Mech	Insp
10	Co Pilot LH Seat	25/10	1	Removed and Replaced	25/10	N	2/14	.5		DCF	
	Spring broken			co-pilot L/H seat back			2/14	.1			
				spring							
11	Top Cowl FWD RH	41/10	1	Removed and Replaced	41/10	N	2/14	.2		DCF	
	Latch broken			Top Cowl FWD RH			2/14	.1			
				Cowl Latch							
12	Nose Tire Worn	32/40	1	Removed and Replaced	32/40	N	2/14	.5		DCF	
				nose tire			2/14	.1			

INSPECTION SUPPLEMENT AND WORK ORDER

Reg#: (N) 2891D

Work Order #: 103200

PD	Problem Description (PD)	GAMA	CA	Corrective Action (CA)	GAMA	ACC	Date	Hrs	OT	Mech	Insp
13	Co Pilot Plastic Spar Cover cracked	03/00	1	Removed & Replaced Cover	03/00	N	2/14	.2			
14	Inspectors Time	03/60	1	Time	03/60	N	2/14	2.0			

I ~~certify~~ the aircraft airframe, aircraft engine, propeller, or appliance identified above was repaired and inspected in accordance with current regulations of the Federal Aviation Administration with respect to the work performed and found to be airworthy and is approved for return to service.
Certified Repair Station OQ5R092N

~~Authorized Signature~~

Date 2-14-07

1. Approving National Aviation Authority/Country:

FAA/United States

2.

AUTHORIZED RELEASE CERTIFICATE

FAA Form 8130-3, AIRWORTHINESS APPROVAL TAG

3. Form

6147/87

4. Organization

Michelin Aircraft Tire Corp.
515 Michelin Road, Building 56
Greenville, SC 29602

Michelin Aircraft Tyre – Siam Tyre Industry Co.,Ltd.
57 Moo 6 Nongplakradee Rd.,
Nongplamore, Nongkhae, Saraburi 18140

5. Work Order, Contract, Invoice or Pick No:

DIDS6147N31

0 Page Attached

6. Item:	7. Description:	8. Part Number:	9. Eligibility: *	10. Quantity:	11. Serial/Batch Number:	12. Status/Work:
1.	**5.00-5/6/120** Aircraft Tire	**072-312-0**	TSO Article N/A	1	**6121W00410**	New

13. Remarks. :

DIRECT SHIPMENT AUTHORIZATION

Limited life parts must normally be accompanied by maintenance history including total time/total cycle/time since new.

14. Certifies the items identified above were manufactured in conformity to:

☒ Approved design data are in a condition for safe operation.
☐ Non-approved design data specified in Block 13.

19. ☐ 14 CFR 43.9 Return to Service ☐ Other regulation specified in Block

Certifies that unless otherwise specified in Block 13, the work identified in Block 12 and described in Block 13 was accomplished in accordance with Title 14, Code of Federal Regulations, part 43 and in respect to that work, the items are approved for return to service.

15. Authorized Signature:	16. Approval/Authorization No:	20. Authorized Signature:	21. Approval Certificate Number:
	DMIR 511237CE	NA	NA
17. Name (typed or printed):	18. Date:	22. Name (typed or printed):	23. Date:
M. Jitakorn sukto	**07-May-06**	NA	NA

User/Installer Responsibilities

It is important to understand that the existence of this Document alone does not automatically constitute authority to install the part/component/assembly.

Where the user/installer performs work in accordance with the national regulations of an airworthiness authority different than the Airworthiness Authority of the country specified in Block 1, it is essential that the user/installer ensures that his/her airworthiness authority accepts part/components/assemblies from the airworthiness authority of the country specified in Block 1.

Statements in Blocks 14 and 19 do not constitute installation certification. In all cases, aircraft maintenance records must contain an installation certification issued in accordance with the national regulations by the user/installer before the aircraft may be flown.

FAA Form 8130-3 (6-01) *Installer must cross check eligibility with applicable technical data.

NSN: 0052-00-012-9005

INSPECTION SUPPLEMENT AND WORK ORDER

Odegard School of Aerospace Sci.
University of North Dakota
Grand Forks Intl. Airport
Mark Andrews Field
Grand Forks, ND 58202

WKO#: 1058959
Tech: JEB
Shop Code: F
Equip Code: A
Opened: 2/22/2007 13:24

OBTAIN ALL INITIALS BEFORE FILING

R/A _____
Parts (optl) _____

Date closed: 2/22/07

Customer: UND Acct#: 205922230 Preliminary Insp _____ In Progress Insp _____

N#: N289ND AcftType: ARRO Model: PA28R-201 Bill Meter: 5,993.7 A/F Tach: 4,473.8 Init JEB

Part#	Serial#	Description	TSO	Total Time
PA28R-201	2844039	AIRFRAME (ARROW)	4,646.2	4,646.2
IO-360-C1C6	L46651A	ENGINE (ARROW)	2,311.8	4,361.5
B2D34C213	993190	PROPELLER	30.6	4,881.9

PD	Problem / Discrepancy (PD)	ATA	CA	Corrective Action (CA)	ATA	ACC	Date	Hrs	DT	Tech	Insp
1	Seat will not remain set vertically	25 10	1	Rigged seat vert. adjustment. Joseph Rubio A+P 502641606	25 10	N	2 22	.5		JEB	

INSPECTION SUPPLEMENT AND WORK ORDER

Odegard School of Aerospace Sci.
University of North Dakota
Grand Forks Intl. Airport
Mark Andrews Field
Grand Forks, ND 58202

WKO#: 1058989
Tech: CSG
Shop Code: F
Equip Code: A
Opened: 2/23/2007 15:33

OBTAIN ALL INITIALS BEFORE FILING

R/A BP
Parts (opt'l) TWG
Date closed: 2-23-07 BP

Customer: UND Acct#: 205922230 Preliminary Insp CSG In Progress Insp CSG

N#: N289ND AcftType: ARRO Model: PA28R-201 Bill Meter: 5,996.3 A/F Tach: 4,475.7 Init CSG

Part#	Serial#	Description	TSO	Total Time
PA28R-201	2844039	AIRFRAME (ARROW)	4,648.1	4,648.1
IO-360-C1C6	L46651A	ENGINE (ARROW)	2,313.7	4,363.4
B2D34C213	993190	PROPELLER	32.5	4,883.8

PD	Problem / Discrepancy (PD)	ATA	CA	Corrective Action (CA)	ATA	ACC	Date	Hrs	DT	Tech	Insp
1	Flaps were extended above Flap extension speed, extended at 110-103 Knots	05 50	1	Complied IAW PMM Chapt 5 Sec 5-50-00 Flap extention above Max Flap Extension Speed insp, no defects noted, apscheked good CSG	27 50	N	2/23	.6		CSG	CSG

I certify the aircraft airframe, aircraft engine, propeller, or appliance identified above was repaired and inspected in accordance with current regulations of the Federal Aviation Administration with respect to the work performed and found to be airworthy and is approved for return to service.
Certified Repair Station OG5R092N

Authorized Signature
Date 2-23-07

INSPECTION SUPPLEMENT AND WORK ORDER

Odegard School of Aerospace Sci.
University of North Dakota
Grand Forks Intl. Airport
Mark Andrews Field
Grand Forks, ND 58202

WKO#: 1059083
Tech: JEB
Shop Code: F
Equip Code: A
Opened: 3/5/2007 8:15

OBTAIN ALL INITIALS BEFORE FILING

R/A JEB
Parts (opt'l) JWG
Date closed: 3/5/07

Customer: UND Acct#: 205922230 Preliminary Insp _____ In Progress Insp _____

N#: N289ND AcftType: ARRO Model: PA28R-201 Bill Meter: 6,008.4 A/F Tech: 4,485.2 Init: JEB

Part#	Serial#	Description	TSO	Total Time
PA28R-201	2844039	AIRFRAME (ARROW)	4,657.6	4,657.6
IO-360-C1C6	L46651A	ENGINE (ARROW)	2,323.2	4,372.9
B2D34C213	993190	PROPELLER	42.0	4,893.3

PD	Problem / Discrepancy (PD)	ATA	CA	Corrective Action (CA)	ATA	ACC	Date	Hrs	OT	Tech	Insp
1	R/H tire flat.	32 40	1	Replaced inner tube. Jumped Pulsar A+ PS0264 1606	32 40	N	3 5	.7		JEB	

INSPECTION SUPPLEMENT AND WORK ORDER

Odegard School of Aerospace Sci.
University of North Dakota
Grand Forks Intl. Airport
Mark Andrews Field
Grand Forks, ND 58202

WKO#: 1059122
Tech: CES
Shop Code: F
Equip Code: A
Opened: 3/5/2007 22:25

OBTAIN ALL INITIALS BEFORE FILING

R/A
Parts (optl) WRJ
Date closed: 3/5/07

Customer: UND Acct#: 205922230 Preliminary Insp MSB In Progress Insp MSB

N#: N289ND AcftType: ARRO Model: PA28R-201 Bill Meter: 8,014.0 A/F Tach: 4,489.5 Init

Part#	Serial#	Description	TSO	Total Time
PA28R-201	2844039	AIRFRAME (ARROW)	4,661.9	4,661.9
IO-360-C1C6	L46651A	ENGINE (ARROW)	2,327.5	4,377.2
B2D34C213	993190	PROPELLER	46.3	4,897.6

PD	Problem / Discrepancy (PD)	ATA	CA	Corrective Action (CA)	ATA	ACC	Date	Hrs	DT	Tech	Insp
1	During entire flight, RPM fluctuated ± 100 RPM, ammeter fluctuated + right fuel tank fluctuated. AT times A/C felt like it was being jerked through the air with the fluctuations, on recovery from a stall, engine hesitated for a prolonged time	71 00	1	Ran up A/C to normal operating temps. Ran engine through various power settings and could not duplicate any flactuations no defects noted at this time	71 00	N	3/5	.8		CES	MSB

I certify the aircraft airframe, aircraft engine, propeller, or appliance identified above was repaired and inspected in accordance with current regulations of the Federal Aviation Administration with respect to the work performed and found to be airworthy and is approved for return to service. Certified Repair Station OG5R092N.

Authorized Signature Mike Buckley
Date 3-5-07

INSPECTION SUPPLEMENT AND WORK ORDER

Odegard School of Aerospace Sci.
University of North Dakota
Grand Forks Intl. Airport
Mark Andrews Field
Grand Forks, ND 58202

WKO#: 1059123
Tech: CES
Shop Code: F
Equip Code: A
Opened: 3/5/2007 22:58

OBTAIN ALL INITIALS BEFORE FILING

R/A _____
Parts (opt'l) JWG
Date closed: 3-6-07

Customer: UND Acct#: 205922230 Preliminary Insp _____ In Progress Insp _____

N#: N289ND AcftType: ARRO Model: PA28R-201 Bill Meter: 6,014.0 A/F Tach: 4,489.5 Init _____

Part#	Serial#	Description	TSO	Total Time
PA28R-201	2844039	AIRFRAME (ARROW)	4,661.9	4,661.9
IO-360-C1C6	L46651A	ENGINE (ARROW)	2,327.5	4,377.2
B2D34C213	993190	PROPELLER	46.3	4,897.6

PD	Problem / Discrepancy (PD)	ATA	CA	Corrective Action (CA)	ATA	ACC	Date	Hrs	DT	Tech	Insp
1	flight test required for fluctuations of RPM, Ammeter, and R/H fuel gauge	0580	1	ALL SYSTEMS OPERATE NORMALLY. COULD NOT DUPLICATE PROBLEM 27744179CF15/68 MICHAEL LENTS	0580 05 80	N	3/6	1.0		RWS	

INSPECTION SUPPLEMENT AND WORK ORDER

Page 1 of 1

Odegard School of Aerospace Sci
University of North Dakota
Grand Forks Intl. Airport
Mark Andrews Field
Grand Forks ND 58203

WO# 10666218
Tech: S.R.
Shop Code: F
Equip Code: A
Opened 3/6/2007 18:45

OBTAIN ALL INITIALS BEFORE FILING

R/A
Parts (opt'l)

Date closed 3-9-07

Customer UND Acct# 205922230 Preliminary Insp MSB In Progress Insp MSB

N# N299ND AcftType: ARRO Model: PA28R-201 Bill Meter: 6,024.9 A/F Tach: 4,498.6 Init:

Part#	Serial#	Description	TSO	Total Time
PA28R-201	2844039	AIRFRAME (ARROW)	4,671.3	4,671.3
IO-360-C1C6	L466514	ENGINE (ARROW)	2,336.9	4,336.6
B2D34C213	993190	PROPELLER	55.7	4,907.0

PD	Problem / Discrepancy (PD)	ATA	CA	Corrective Action (CA)	ATA	ACC	Date	Hrs	DT	Tech	Insp
1	Oil check	5271 10 MSB	1	Removed & Replaced	5271 10 MSB	N	3/9	.5			MSB
	Door opened			Oil Door latch							
	in flight			Ops ck Good							

I certify the aircraft airframe, aircraft engine, propeller, or appliance identified above was repaired and inspected in accordance with current regulations of the Federal Aviation Administration with respect to the work performed and found to be airworthy and is approved for return to service. Certified Repair Station OG5R092N.

Authorized Signature
Date 3-9-07

INSPECTION SUPPLEMENT AND WORK ORDER

Odegard School of Aerospace Sci
University of North Dakota
Grand Forks Intl. Airport
Mark Andrews Field
Grand Forks, ND 58202

WKO#: 1059264
Tech: MDK
Shop Code: W
Equip Code: A
Opened: 3/12/2007 11:21

OBTAIN ALL INITIALS BEFORE FILING

R/A: SH
Parts (opt'l): MES

SH

Date closed: 3/12/07

Customer: UND Acct#: 205922230 Preliminary Insp _____ In Progress Insp _____

N#: N289ND AcftType: ARRO Model: PA28R-201 Bill Meter: 6,038.8 A/F Tech: 4,608.9 Init: MDK

Part#	Serial#	Description	TSO	Total Time
PA28R-201	2844039	AIRFRAME (ARROW)	4,681.3	4,681.3
IO-360-C1C6	L46651A	ENGINE (ARROW)	2,346.9	4,396.8
B2D34C213	993190	PROPELLER	65.7	4,917.0

PD	Problem / Discrepancy (PD)	ATA	CA	Corrective Action (CA)	ATA	ACC	Date	Hrs	DT	Tech	Insp
1	A/C needs clean	12 20	1	Washed A/C	12 20	N	3/12	1.0		MDK	

Integra Bureau of Aerospace Svs
Integral, South Dakota
Brand Regional Airport
Any Anywhere Plate
Here Here, ND 55555

A/C# [redacted]
Test CSD
Shop Case #
Sales Case #
Opened 3/12/2007 15:07

RA
Participant MES

SETup AC
ATTACH BEFORE PLUGS

Date Closed 3-15-07

Customer LMO Acct# [redacted] Preliminary Insp MRS In Progress Insp

SN 1234567 Ref Type ARROW Model PA28R-201 Eng Meter 8,035.6 A/F Tach 4,503.9 Init CR

Type	Serial	Description	TSN	Date Ins
PA28R-201	2844039	AIRFRAME (ARROW)	4,881.6	4,881.3
O-360-C1D6	L46581-36	ENGINE (ARROW)	2,548.2	4,328.8
9D34C216	889160	PROPELLER	857	4,617.3

ID	Problem / Discrepancy (PD)	ATA	CA	Corrective Action (CA)	ATA	ACD	Date	Hrs	DT Tech	Insp
1	Phase 2 insp due	05 20	1	Started Phase 2 insp	05 20	N	3/12	1.0	156	
			2	Continued Phase 2 insp	05 20	N	3/13	.5	156	
			3	Continued Phase 2 insp	05 20	N	3/14	.5	156	
			4	finished Phase 2 insp	05 20	N	3/15	1.3	156	

I certify that this aircraft has been inspected in accordance with Phase 2 inspection, including, as applicable a routine inspection of Cabin, fuselage, empennage, wings & landing gear and detailed inspection of engines & propeller and was determined to be in airworthy condition, and is approved for return service

Certified Repair Station 0G5R092N

Authorized Signature [signature]

Date 03-15-07

INSPECTION SUPPLEMENT AND WORK ORDER

Reg#: (N) 259ND

Work Order #: 059270

PD	Problem Description (PD)	GAMA	CA	Corrective Action (CA)	GAMA	ACC	Date	Hrs	OT	Mech	Inspection
2	engine due time change	05 10	1	Removed engine, prop, control	71 10	✓	3-12	6.5		CSG	
	PN: IO-360-C1C6			cables, electrical harness, oil &		✓	3-12	4.0		MSB	
	SN: L4665 1A			fuel lines, prop gov, engine driven							
				vac pump, carb, & alternator/mufflers		✓	3-13	4.0		MSB	
			2	Began installation of engine	71 10	✓					
				PN: IO-360-C1C6		✓	3/13	5.5		CSG	
				SN: L-27184-51A							
			3	finished installation of engine, prop,	71 10	✓	3-14	5.0		CSG	
				control cables, electrical harness, oil		✓	3-14	.7		MSB	
				& fuel lines, prop governor, engine							
				driven vacume pump, ~~carb~~ CSG carb, &							
				alternator, & mufflers							
			4	Continued on page 3							

INSPECTION SUPPLEMENT AND WORK ORDER Page 3 of 8

Reg#: (N) 284ND Work Order #: 1059270

PD	Problem Description (PD)	GAMA	CA	Corrective Action (CA)	GAMA	ACC	Date	Hrs	OT	Mech	Ins
2	continued	05/10	4C	Pre oiled engine, purged preservation oil from fuel system, OPS checked & leak checked good, updated AD list, made apropriate log book ~~entries~~ entries,	7/10	~~JD~~	3/15	2.0		CSG	

INSPECTION SUPPLEMENT AND WORK ORDER

Reg#: (N) 289 ND

Work Order #: 1059270

PD	Problem Description (PD)	GAMA	CA	Corrective Action (CA)	GAMA	ACC	Date	Hrs	OT	Mech	Insp
3	AD 2002-26-01 fuel injection	04 00	1	complied IAW AD 2002-26-01	04 00	N	3/14	.2		CSG	
	line insp due			no defects noted							
	dated ~~4577.6~~ mmh 1/31/03			next due 4577.6							
4	Induction air filter due time	05 20	1	Removed & Replaced induction	71 40	N	3/14	.2		CSG	
	change			air filter, Next due: 47089							
5	oil cooler due time change	05 10	1	Removed & Replaced oil cooler	~~05~~ 72 50	T N	3/13	.6		CSG	
	PN: 20017A SN: 699-3539-6			PN: 20017A							
				SN: L01-1188-7							
6	engine driven vacume pump	~~0504~~ 36 00	1	Removed & Replaced engine	~~36~~ 00	T N	3/13	.5		CSG	
	is weak PN: RA215CC	37 00		driven vacume pump	37 00						
	SN: A14598			PN: 215CC SN: 49521							

INSPECTION SUPPLEMENT AND WORK ORDER Page 3 of 8

Reg#: (N) 259ND Work Order #: 105 9270

PD	Problem Description (PD)	GAMA	CA	Corrective Action (CA)	GAMA	ACC	Date	Hrs	OT	Mech	Insp
7	Bottom fwd latch pin bushings are worn	71 10	1	Installed new bushings	71 10	N	3-14	.2		MSB	
8	NLG L/H ~~CSG Door~~ & R/H Door forward rivits are loose	52 80	1	Removed & Replaced NLG L/H & R/H gear door forward outboard rivits riveted IAW AC 43.13-1b Chapt 4 Sect 1-37	52 80	N	3/14	.2		CG	
9	prop has nicks	61 00	1	Filed prop nicks.	61 00	N	3-14	.4		MSB	
10	L/H cabin defroster seat tube is worn through	21 40	1	Removed & Replaced L/H cabin defroster seat tube	21 40	N	3/13	.4		CG	

INSPECTION SUPPLEMENT AND WORK ORDER

Reg#: (N) 289ND

Page 6 of 5

Work Order #: 1059270

PD	Problem Description (PD)	GAMA	CA	Corrective Action (CA)	GAMA	ACC	Date	Hrs	OT	Mech	Ins
11	NLG gear up rubber stop is broken	32 30	1	Removed & Replaced NLG up rubber stop	32 30	N	3/13	.2		CS6	
12	Cyl #1 forward baffle is cracked	72 30	1	Removed & Replaced Cyl #1 forward baffle	72 30	N	3/13	.2		CS6	
13	L/H MLG tire is worn	3240	1	Replaced tire	3240	N	3/14	.5		SB	

INSPECTION SUPPLEMENT AND WORK ORDER

Reg#: (N) 289ND

Work Order #: 1059270

PD	Problem Description (PD)	GAMA	CA	Corrective Action (CA)	GAMA	ACC	Date	Hrs	OT	Mech	Inst
14	overhead fresh air intake	21 50	1	Replaced intake plenum	21 50	N	3/14	.5		56	
	is broken			assy		N	3/14	.5		68	
15	Co-Pilot seat back lever	25 10	1	Reset Co-Pilot seat back lever	25 10	N	3/14	.2		56	
	will not turn			cam roll pins, ops checked							
				good							
16	AD 2006-20-09 Crankshaft	04 00	1	NA, AD 2005-19-11 already	04 00	N	3/15	.2		52	
	replacement EFF date: 11-03-06			complied with							

INSPECTION SUPPLEMENT AND WORK ORDER

Reg#: (N) 284ND **Work Order #:** 1059270

PD	Problem Description (PD)	GAMA	CA	Corrective Action (CA)	GAMA	ACC	Date	Hrs	OT	Mech	Insp
17	Inspector Time	05 60	1	Time	05 60	N	3/14	3.0			
							3/15	1.0			

I certify the aircraft airframe, aircraft engine, propeller, or appliance identified above was repaired and inspected in accordance with current regulations of the Federal Aviation Administration with respect to the work performed and found to be airworthy and is approved for return to service. Certified Repair Station OG5R092N.

Authorized Signature

Date 3-15-07

API Technologies

Certificate of Conformance

Customer UNIV. OF N DAKOTA Sales Order # 145432 Date 11/17/06

Part#	Qty
111F417-4S-0130	1
124F001-3CR-0380	1
124F001-4CR-0342	2
124F003-6CR-0164	1
124F001-8CR-0320	1
124F003-8CR-0270	1
111F502-6S-0134	1
193000-2D-0246	1

We hereby certify that all the above parts, including all materials, have been manufactured, tested, inspected and packed in conformance with all of the requirements of your order and the applicable government specifications & standards. Records of tests, inspection and certification indicating the above conformance are on file at Aerospace Products International and are available for your examination. It is further certified that (a) the TSO'd parts and/or materials reflected herein were produced under Federal Aviation Administration approved manufacturing quality control systems/methods as set forth in the FAA issued technical standard order authorized (TSOA) issued to Stratoflex and (b) such parts and/or material are new and are in condition for safe operation.

For API _____ API 30 INSP

901-259-4551/4554 FAX 901-259-4552
3778 DISTRIPLEX DR NORTH - MEMPHIS TN 38118

06-21-05
Wo# A05060194

E: UNIVERSITY OF NORTH DAKO
BOX 9007
GRAND FORKS ND 58202-9007

P.O.: DOUG

Ph: 701-777-7884

1	1	111F504-4S0170
2	1	111F417-4S0080
3	1	111F417-6S0107
4	1	111F417-6S0184
5	1	124F001-3CR0182
6	1	124F003-8CR0090
7	1	124F001-8CR0210
8	1	193000-3D0072

WE HEREBY CERTIFY THAT THE ABOVE PARTS, INCLUDING All MATERIALS, HAVE BEEN MANUFACTURED, TESTED, INSPECTED AND PACKED IN CONFORMANCE WITH ALL OF THE REQUIREMENTS OF YOUR ORDER AND THE APPLICABLE GOVERNMENT SPECIFICATIONS & STANDARDS. RECORDS OF TESTS, INSPECTION AND CERTIFICATION INDICATING THE ABOVE CONFORMANCE ARE ON FILE AT AEROSPACE PRODUCTS INT'L AND ARE AVAILABLE FOR YOUR EXAMINATION. IT IS FURTHER CERTIFIED THAT (A) THE TSO'D PARTS AND/OR MATERIALS REFFLECTED HEREIN WERE PRODUCED UNDER FEDERAL AVIATION ADMINISTRATION APPROVED MANUFACTURING AND QUALITY CONTROL SYSTEMS/METHODS AS SET FORTH IN THE FAA ISSUED TECHNICAL STANDARD ORDER AUTHORIZATIONS (TSOA) ISSUED TO STRATOFLEX AND (B) SUCH PARTS AND/OR MATERIAL ARE NEW AND ARE IN CONDITION FOR SAFE OPERATION.

API 17 INSP

FOR API _____

P/N 124F001-8CR0230

API Technologies

Certificate of Conformance

Customer UNIV. OF N DAKOTA Sales Order # 145432 Date 11/17/06

Part#	Qty
111F417-4S-0130	1
124F001-3CR-0380	1
124F001-4CR-0342	2
124F003-6CR-0164	1
124F001-8CR-0320	1
124F003-8CR-0270	1
111F502-6S-0134	1
193000-2D-0246	1

We hereby certify that all the above parts, including all materials, have been manufactured, tested, inspected and packed in conformance with all of the requirements of your order and the applicable government specifications & standards. Records of tests, inspection and certification indicating the above conformance are on file at Aerospace Products International and are available for your examination. It is further certified that (a) the TSO'd parts and/or materials reflected herein were produced under Federal Aviation Administration approved manufacturing quality control systems/methods as set forth in the FAA issued technical standard order authorized (TSOA) issued to Stratoflex and (b) such parts and/or material are new and are in condition for safe operation.

For API _____ API 30 INSP

API Technologies

Certificate of Conformance

Customer UNIV. OF N DAKOTA Sales Order # 145432 Date 11/17/06

Part#	Qty
111F417-4S-0130	1
124F001-3CR-0380	1
124F001-4CR-0342	2
124F003-6CR-0164	1
124F001-8CR-0320	1
124F003-8CR-0270	1
111F502-6S-0134	1
193000-2D-0246	1

We hereby certify that all the above parts, including all materials, have been manufactured, tested, inspected and packed in conformance with all of the requirements of your order and the applicable government specifications & standards. Records of tests, inspection and certification indicating the above conformance are on file at Aerospace Products International and are available for your examination. It is further certified that (a) the TSO'd parts and/or materials reflected herein were produced under Federal Aviation Administration approved manufacturing quality control systems/methods as set forth in the FAA issued technical standard order authorized (TSOA) issued to Stratoflex and (b) such parts and/or material are new and are in condition for safe operation.

For API  

1. Approving National Aviation Authority/Country: FAA/UNITED STATES	2. **AUTHORIZED RELEASE CERTIFICATE** FAA Form 8130-3, AIRWORTHINESS APPROVAL TAG	3. Form Tr... **10558**

4. Organization Name and Address: **Repair Station# OC8R986J** **AMERICAN COOLER SERVICE, INC** **921 W. MAYFIELD RD., SUITE 136, ARLINGTON,TX 76015 USA, FAX: 817-419**	5. Work Order/Contract/Invoice Nu... **24704 / OR#1021883**

6.Item:	7. Description:	8. Part Number:	9. Eligibility:*	10Quantity:	11.Serial/Batch Number:	12. Status/Work:
1	**OIL COOLER**	**20017A**	**N/A**	**1**	**L01-1188-7**	**Overhauled**

13. Remarks: **PERTINENT DETAILS OF THE ABOVE WORK ORDER ARE ON FILE AT THIS REPAIR STATION UNDER W/O# 24704**
WORK INDICATED IN BLOCK 12 WAS PERFORMED I.A.W. PROCESS SPEC#19541, REV#0, APRIL 15, 1995

Certifies the work performed specified in block 12/13 was carried out in accordance with Part-145 and in respect to that work the aircraft component is considered ready for release to service under EASA Approval certificate number EASA.145.4151

14. Certifies the items identified above were manufactured in conformity to: ☐ Approved design data and are in condition for safe operation. ☐ Non-approved design data specified in Block 13.		19. ☒ 14 CFR 43.9 Return to Service ☒ Other regulation specified in Block 13. Certifies that unless otherwise specified in Block 13, the work identified in Block 12 and described in Block 13 was accomplished in accordance with Title 14, Code of Federal Regulations, part 43 and in respect to that work, the items are approved for return to service.	
15. Authorized Signature:	16. Approval/Authorization No.:	20. Authorized Signature:	21. Approval/Certificate No.: **OC8R986J**
17. Name (Typed or Printed)	18. Date (m/d/y):	22. Name: (Typed or Printed) **RICHARD MORRIS**	23. Date (m/d/y): **Jan/22/2007**

User/Installer Responsibilities

It is important to understand that the existence of this Document alone does not automatically constitute authority to install the part/component/assembly. Where the user/installer performs work in accordance with the national regulations of an Airworthiness Authority different than the Airworthiness Authority of the country specified in block 1, it is essential that the user/installer ensures that his/her Airworthiness Authority accepts parts/components/assemblies from the Airworthiness Authority of the country specified in block 1.

Statements in block 14 and 19 do not constitute installation certification. In all cases aircraft maintenance records must contain an installation certification issued in accordance with national regulations by the user/installer before the aircraft may be flown.

WORK ORDER FORM 100

OLER SERVICE, INC
LD RD., SUITE 136
TX 76015 USA
-8118
08

FAA CRS No: OC8R986J

WORK ORDER: 24704-06

er: UNIVND / UNIVERSITY OF NORTH DAKOT Dept#:OC Location:

RO#: OR#1021883 Step:COMPLETE & READY TO SH Warranty Code:00 / 0

Work Req:OHC Goodthru AD#:

P/N: 20017A / OIL COOLER S/N: L01-1188-7 Mfg:NDM

Manual#: 18 RevDate: 04/15/1995 Rev#: 0

TIME CHANGE

Date Reqrd: 12/17/2006 Date Estmtd: / /

PRELIMINARY INSPECTION: DATE: 12/11/2006 INSPECTOR: C SHARP

DATA PLATE ATTACHED 1 OF 2

UNIT DIRTY / OILY

PROTECTIVE COATING DAMAGED

PRE TEST (Yes/No): Y DATE: 12/20/2006 INSPECTOR: K. DAVIDSON

LIGHT DEBRIS FOUND DURING FLUSHING

FAILED INCOMING TEST @ 100 PSIG AIR UNDER LIQUID

HIDDEN DAMAGE:

N/A

TEARDOWN FINDINGS:

FINDINGS IN PRELIMINARY INSPECTION VERIFIED

LEAKING FROM RIBS & CORE

HOLE IN PLATE LEAKING BELOW TANK

NO OTHER DEFECTS NOTED

TECHNICIAN:K. DAVIDSON DATE: 01/04/2007 INSPECTOR: D. REAVIS

FINAL INSPECTION BEFORE ASSEMBLY: DATE: 01/11/2007 INSPECTOR: R. MORRIS

CORRECTIVE ACTION:

CLEANED UNIT

FLUSHED DEBRIS FROM UNIT

REMOVE & RE-APPLIED PROTECTIVE COATINGS

REPAIRED LEAKAGE AND HOLE IN PLATE

OVERHAULED & PASSED FINAL TEST IAW PS#19541, REV#0

*PERTINENT DETAILS OF THE ABOVE WORK ORDER ARE ON FILE AT THIS REPAIR STATION UNDER W/O# 24704

*WORK INDICATED IN BLOCK 12 WAS PERFORMED I.A.W. PROCESS SPEC#19541, REV#0, APRIL 15, 1995

TECHNICIAN:K. DAVIDSON DATE: 01/11/2007 INSPECTOR: R. MORRIS

MODIFICATION/SERVICE BULLETINS:

N/A

WORK ORDER FORM 100

OOLER SERVICE, INC
LD RD., SUITE 136
,TX 76015 USA
19-8118
008

FAA CRS No: OC8R986J
WORK ORDER: 24704-06

mer: UNIVND / UNIVERSITY OF NORTH DAKOT Dept#:OC Location:
st RO#: OR#1021883 Step:COMPLETE & READY TO SH Warranty Code:00 / 0
Work Req:OHC Goodthru AD#:

P/N: 20017A / OIL COOLER S/N: L01-1188-7 Mfg: NDM

Test Data Used:	PS#19541, REV#0, APRIL 15, 1995	
Test Technician:	R. MORRIS	DATE: 01/11/2007
Inspector:	R. MORRIS	DATE: 01/11/2007
Final Inspection:	R. MORRIS	DATE: 01/22/2007
Technician:	N/A	DATE: / /
Inspector:	N/A	DATE: / /

ADDITIONAL COMMENTS:
(1)
(2)

MAINTENANCE RELEASE RECORD

THE COMPONENT IDENTIFIED ABOVE WAS OVERHAULED IN ACCORDANCE WITH THE CURRENT REGULATIONS OF THE FEDERAL AVIATION ADMINISTRATION, AND IS APPROVED FOR RETURN TO SERVICE. OTHER PERTINENT DETAILS OF THE REPAIR ARE ON FILE AT THIS REPAIR STATION.

Approved return to Service By RICHARD MORRIS Date Jan 22,2007

1. Approving National Aviation Authority/Country:	2.	3. Form Tracking
FAA/United States	**AUTHORIZED RELEASE CERTIFICATE** **FAA Form 8130-3, AIRWORTHINESS APPROVAL TAG**	6321/293

4. Organization	5. Work Order, Contract, Invoice or Pick No:
Michelin Aircraft Tire Corp. 515 Michelin Road, Building 56 Greenville, SC 29602 Michelin Aircraft Tyre – Siam Tyre Industry Co.,Ltd. 57 Moo 6 Nongplakradee Rd., Nongplamore, Nongkhae, Saraburi 18140	**DIDS6321N1** 0 Page Attached

6. Item:	7. Description:	8. Part Number:	9. Eligibility: *	10. Quantity:	11. Serial/Batch Number:	12. Status/Work:
1.	**6.00-6/6/120** Aircraft Tire	**072-314-0**	TSO Article N/A	1	**6268W00230**	New

13. Remarks. :

DIRECT SHIPMENT AUTHORIZATION

Limited life parts must normally be accompanied by maintenance history including total time/total cycle/time since new.

14. Certifies the items identified above were manufactured in conformity to:

☒ Approved design data are in a condition for safe operation.
☐ Non-approved design data specified in Block 13.

19. ☐ 14 CFR 43.9 Return to Service ☐ Other regulation specified in Block

Certifies that unless otherwise specified in Block 13, the work identified in Block 12 and described in Block 13 was accomplished in accordance with Title 14, Code of Federal Regulations, part 43 and in respect to that work, the items are approved for return to service.

15. Authorized Signature:	16. Approval/Authorization No:	20. Authorized Signature:	21. Approval Certificate Number:
	DMIR 511237CE	NA	NA
17. Name (typed or printed):	**18. Date:**	**22. Name (typed or printed):**	**23. Date:**
M.Jittakorn Sukto	**28-Sep-06**	NA	NA

User/Installer Responsibilities

It is important to understand that the existence of this Document alone does not automatically constitute authority to install the part/component/assembly.

Where the user/installer performs work in accordance with the national regulations of an airworthiness authority different than the Airworthiness Authority of the country specified in Block 1, it is essential that the user/installer ensures that his/her airworthiness authority accepts part/components/assemblies from the airworthiness authority of the country specified in Block 1.

Statements in Blocks 14 and 19 do not constitute installation certification. In all cases, aircraft maintenance records must contain an installation certification issued in accordance with the national regulations by the user/installer before the aircraft may be flown.

ING
Company
Williamsport, PA 17701 U.S.A.

RECORD of ACCESSORIES
AND
MAJOR PARTS SHIPPED with ENGINE

IO-360-C1C6 Serial No: **L-27189-51A** Enpl: **HENPL-9325**

No **MT280628** TC No: **1E10** Date: **7/24/06**

Part Name	Part Number	Manufacturer	Serial	Setting
CARBURETOR				
INJECTOR	**LW-10409-85**	**PAM**	**35212**	**2524450-9**
LT ALTERNATOR				
RT ALTERNATOR				
MAGNETO LEFT	**66GC15SFNN**	**SLICK**	**05111050**	
MAGNETO RIGHT	**66GP-0SANN**	**SLICK**	**05121412**	
MAGNETO DUAL				
LASER IGN CONT				
STARTER	**31A22470**	**KELLY**	**G024489**	
FUEL PUMP	**LW-15473**	**LYC**	**1106**	
IGN HARNESS L	**67P20419**	**SLICK**		
IGN HARNESS R	**67P20418**	**SLICK**		
LASER IGN HARNESS				
SPARK PLUG	**1182-S4**	**Unison/Autolite**		
LT TURBOCHARGER				
RT TURBOCHARGER				
BYPASS VALVE				
DENSITY CONTR.				
PRESS. CONTR.				
AB PRESS REL.				
#1 INTERCOOLER				
#2 INTERCOOLER				

CRANKCASE MATCH NO. **1597** CRANKSHAFT SERIAL NO. **V537944301**

All accessories listed are 0 (zero) time since New or 0 (zero) time since Overhaul.
All accessories are new unless part number is succeeded by –85 or –70.

Released: Inspector 5 Date: **7/24/2006** C of A Issued Date: _____

NOTE: Form to be used on all New, Overhauled, Rebuilt Engine Models.

Form ET-001 (REV 03/05)

LYCOMING
A Textron Company

Production Automated Engine Test Log
Std Run-in Data Sheet

Form# T-001

# : L-27189-51A	**Model # :** IO-360-C1C6	**Order # :** MT280628	**Preservation :** LPS 486
tor 1: RON BOOKS	**Accept/Date :** 7-20-06	**Test Mode :** Final	**Part 3.2 Test Sign :** B Boehm
rator 2:	**Accept/Date :** Ron Books	**BOM :** H-9325	
Serial # : 35212	**Ignition Left :** 05111050	**Ignition Right :** 05121412	
Fuel Slave : NO	**Ignit_L Slave :** NO	**Ignit_R Slave :** NO	
Fuel Curve: C-13135-E	**Float Bowl Connected to Fuel Pump Inlet :** YES		**SW Rev :** 300-100195 F
Pre-Oil Temp : 165	**Pre-Oil Pres :** 92	**Setting # :** 2524450-9	**Barometer :** 29.62
ETS # : 634	**ETS Rev :** ECO-26217	**Date/Time :** 7/20/06 07:54	**Read Time :** 7/20/06 07:54
			Test Status : Pass

Comments

Variations

The following minor variations to the applicable engine test specification were observed during this test and determined to be acceptable 'as is'. The acceptance of these variations will not affect air worthiness or performance.

1) 900 A.F. - Nozzle pressure - 1.03" Low
2) 1100 A.F. - Nozzle pressure - 1.40" Low
3)
4)

Engr. _____ Q.C. _____ Date 7/20/06

When / Test	Low Limit	Value	High Limit	Status
11 Runin @ 1500 for 5 min				
Allowable Speed Variation (RPM)	-75	-5.9	75	Pass
Cylinder Head Temperature (DegF)		265.7	475	Pass
Inlet Air Temp (DegF)	0	81.2	110	Pass
13 Runin @ 1800 for 10 min				
Allowable Speed Variation (RPM)	-75	-4.3	75	Pass
Cylinder Head Temperature (DegF)		266.7	475	Pass
Inlet Air Temp (DegF)	0	80.8	110	Pass
15 Runin @ 2200 for 10 min				
Allowable Speed Variation (RPM)	-75	-7.7	75	Pass
Cylinder Head Temperature (DegF)		295.0	475	Pass
Inlet Air Temp (DegF)	0	80.8	110	Pass
17 MagChk @ 2200 for 1 min				
Magneto Dropoff - Each Mag (RPM)		112.9	150	Pass
Magneto Dropoff - Difference (RPM)		23.9	35	Pass
Cylinder Head Temperature (DegF)		292.1	475	Pass
Inlet Air Temp (DegF)	0	79.7	110	Pass
19 Idle @ 0 for 5 min				
Idle Speed (RPM)	600	664.4	700	Pass
Cylinder Head Temperature (DegF)		238.9	475	Pass
Oil Pressure @ Idle (PSI)	35	52.4		Pass
Inlet Air Temp (DegF)	0	81.6	110	Pass

COMING
A Textron Company

Production Automated Engine Test Log
Std Airflow Data Sheet

Form# T-001

	L-27189-51A	**Model # :** IO-360-C1C6	**Order # :** MT280628	**Preservation :** LPS 486	
	: RON BOOKS	**Accept/Date :** 7-20-06	**Test Mode :** Final	**Part 3.2 Test Sign :** B. Bolhman	
	r 2:	**Accept/Date :** Ron Books	**BOM :** H-9325		
	ial # : 35212	**Ignition Left :** 05111050	**Ignition Right :** 05121412		
	l Slave : NO	**Ignit_L Slave :** NO	**Ignit_R Slave :** NO	**SW Rev :** 300-100195 F	
	uel Curve: C-13135-E	**Float Bowl Connected to Fuel Pump Inlet :** YES		**Barometer :** 29.61	
	re-Oil Temp : 165	**Pre-Oil Pres :** 92	**Setting # :** 2524450-9	**Read Time :** 7/20/06 09:45	
	ETS # : 634	**ETS Rev :** ECO-26217	**Date/Time :** 7/20/06 09:45	**Test Status :** Review	

Comments

Variations

The following minor variations to the applicable engine test specification were observed during this test and determined to be acceptable 'as is'. The acceptance of these variations will not affect air worthiness or performance.

1)_____
2)_____
3)_____
4)_____

Engr._____ Q.C._____ Date_____

When / Test	Low Limit	Value	High Limit	Status
29 Airflow @ AF-500 for 5 min				
Fuel Flow Limits (PPH)	38.9	45.50	48.0 @ AF-499	Pass
Fuel Nozzle Limits ("HG)	N/A	2.80	N/A	Pass
Cylinder Head Temperature (DegF)		275.9	475	Pass
Inlet Air Temp (DegF)	0	81.7	110	Pass
32 Airflow @ AF-900 for 5 min				
Fuel Flow Limits (PPH)	70.6	75.06	76.6 @ AF-895	Pass
Fuel Nozzle Limits ("HG)	8.7	7.67	9.5 @ AF-902	Review
Cylinder Head Temperature (DegF)		327.3	475	Pass
Inlet Air Temp (DegF)	0	81.4	110	Pass
35 Airflow @ AF-1100 for 5 min				
Fuel Flow Limits (PPH)	86.4	91.85	94.4 @ AF-1105	Pass
Fuel Nozzle Limits ("HG)	13.5	12.10	14.9 @ AF-1103	Review
Cylinder Head Temperature (DegF)		342.6	475	Pass
Inlet Air Temp (DegF)	0	81.6	110	Pass
38 Rated @ Rated for 15 min				
Rated Speed (RPM)	2650	2728.8	2750	Pass
Manifold Pressure @ Rated ("HG)	26.5	27.37	28.5	Pass
Fuel Pressure @ Rated (PSI)	18	22.5	28	Pass
Oil Pressure @ Rated (PSI)	75	82.0	85	Pass
Cylinder Head Temperature (DegF)		349.1	475	Pass
Oil Gallery Temp @ Rated (DegF)	165	190.5	215	Pass
Inlet Air Temp (DegF)	0	83.0	110	Pass
40 Final_Idle @ 0 for 5 min				
Idle Speed (RPM)	600	657.3	700	Pass
Cylinder Head Temperature (DegF)		272.1	475	Pass
Oil Gallery Temp @ Final_Idle (DegF)	140	184.1	215	Pass
Oil Pressure @ Idle (PSI)	35	50.3		Pass
Manifold Pressure @ Final Idle (In Hg)	8	9.2	17	Pass
Inlet Air Temp (DegF)	0	84.1	110	Pass
41 Manual @ N/A for 0 min				
Acceleration Check (sec)	0	4.0	5	Pass
Idle Cut-off Time (sec)	0	4.0	5	Pass

Odegard School of Aerospace Sci.
University of North Dakota
Grand Forks Intl. Airport
Mark Andrews Field
Grand Forks, ND 58202

WKO#: 1059320
Tech: CSG
Shop Code: F
Equip Code: A
Opened: 3/15/2007 21:10

OBTAIN ALL INITIALS BEFORE FILING

R/A _____
Parts (optl) SWG
Date closed: 3/16/07

Customer: UND Acct#: 205922230 Preliminary Insp _____ In Progress Insp _____

N#: N289ND AcftType: ARRO Model: PA28R-201 Bill Meter: 6,038.6 A/F Tach: 4,508.9 Init CSG

Part#	Serial#	Description	TSO	Total Time
PA28R-201	2844039	AIRFRAME (ARROW)	4,681.3	4,681.3
IO-360-C1C6	L2718951A	ENGINE (ARROW)	0.0	1,547.7
B2D34C213	993190	PROPELLER	65.7	4,917.0

PD	Problem / Discrepancy (PD)	ATA	CA	Corrective Action (CA)	ATA	ACC	Date	Hrs	OT	Tech	Insp
1	Engine break in flight required IAW Service Instruction No. 1427B	05 80	1	performed break in flight IAW S.I. No. 1427B A/C checks good Steve Boyer 2717127	05 80	N	3/16	.6		CSG	

INSPECTION SUPPLEMENT AND WORK ORDER

Odegard School of Aerospace Sci.
University of North Dakota
Grand Forks Intl. Airport
Mark Andrews Field
Grand Forks, ND 58202

WKO#: 1059393
Tech: PDH
Shop Code: F
Equip Code: A
Opened: 3/20/2007 8:13

OBTAIN ALL INITIALS BEFORE FILING

R/A 84
Parts (optl) DWG

84

Date closed: 3/20/07

Customer: UND Acct#: 205922230 Preliminary Insp _____ In Progress Insp _____

N#: N289ND AcftType: ARRO Model: PA28R-201 Bill Meter: 6,044.3 A/F Tach: 4,513.2 Init PDH

Part#	Serial#	Description	TSO	Total Time
PA28R-201	2844039	AIRFRAME (ARROW)	4,685.6	4,685.6
IO-360-C1C6	L2718951A	ENGINE (ARROW)	4.3	1,552.0
B2D34C213	993190	PROPELLER	70.0	4,921.3

PD	Problem / Discrepancy (PD)	ATA	CA	Corrective Action (CA)	ATA	ACC	Date	Hrs	OT	Tech	Insp
1	Starter would not engage after two attempts. Starter operation verified by assistant and we heard it but it would not engage.	80 00	1	Lubed starter bendix, cranked engine. Ops check good but low battery power. Removed battery & placed on charger (1-20-07 9:30am) Removed battery from charger & installed in A/C. Ops check good. Paul D. Hendricks AP3113331	24 00	N	3/20	.9		PDH	

INSPECTION SUPPLEMENT AND WORK ORDER

Odegard School of Aerospace Sci.
University of North Dakota
Grand Forks Intl. Airport
Mark Andrews Field
Grand Forks, ND 58202

WKO#: 1059545
Tech: JEB
Shop Code: F
Equip Code: A
Opened: 3/27/2007 6:36

OBTAIN ALL INITIALS BEFORE FILING

R/A JEB
Parts (optl) SMT
Date closed: 3/27/07

Customer: UND Acct#: 205922230 Preliminary Insp _____ In Progress Insp _____

N#: N289ND AcftType: ARRO Model: PA28R-201 Bill Meter: 6,070.7 A/F Tach: 4,533.5 Init JEB

Part#	Serial#	Description	TSO	Total Time
PA28R-201	2844039	AIRFRAME (ARROW)	4,705.9	4,705.9
IO-360-C1C6	L2718951A	ENGINE (ARROW)	24.6	1,572.3
B2D34C213	993190	PROPELLER	90.3	4,941.6

PD	Problem / Discrepancy (PD)	ATA	CA	Corrective Action (CA)	ATA	ACC	Date	Hrs	OT	Tech	Insp
1	Landing lt inop.	33 40	1	Replaced lamp, [signature] A+P 2641606	33 40	W	3 27	.5		JEB	

INSPECTION SUPPLEMENT AND WORK ORDER

Odegard School of Aerospace Sci.
~~University~~ of North Dakota
Grand Forks Intl. Airport
Mark Andrews Field
Grand Forks, ND 58202

WKO#: 1059754
Tech: CEC
Shop Code: F
Equip Code: A
Opened: 4/6/2007 14:51

OBTAIN ALL INITIALS BEFORE FILING

R/A
Parts (optl)

Date closed: 4/6/07

Customer: UND Acct#: 205922230

Preliminary Insp

In Progress Insp

N#: N289ND AcftType: ARRO Model: PA28R-201 Bill Meter: 6,085.7 A/F Tach: 4,544.7 Init

Part#	Serial#	Description	TSO	Total Time
PA28R-201	2844039	AIRFRAME (ARROW)	4,717.1	4,717.1
IO-360-C1C6	L2718951A	ENGINE (ARROW)	35.8	1,583.5
B2D34C213	993190	PROPELLER	101.5	4,952.8

PD	Problem / Discrepancy (PD)	ATA	CA	Corrective Action (CA)	ATA	ACC	Date	Hrs	OT	Tech	Insp
1	Right Main Landing gear indicator DID not used the oil light which worked.	33 10	1	Removed and replaced light main landing gear indicator light bulb ops check good.	33 10	N	4/6	.1		DJ	
						N	4/6	.1		PDM	
2.	Nose gear indicate did not illuminate. Gear unsafe light was on and horn sounded. Used emergency gear extension and pitching and yawing the A/C but nothing worked. Landed safely. Gear was locked	32/60	1	Removed & Replaced micro switch bracket Cycled gear, ops check good 3 Green landing gear indicator lights	32/60	N	4/6	.7		CAB	

INSPECTION SUPPLEMENT AND WORK ORDER

Reg#: (N) 289

Work Order #: 1059754

PD	Problem Description (PD)	GAMA	CA	Corrective Action (CA)	GAMA	ACC	Date	Hrs	OT	Mech	Insp
3	Lower ~~Cont~~ CAB baffle Rod is broken for cyl #1 + #3.	72/30	1	Installed new lower ~~Cont~~ CAB baffle Rod between #1 + #3 cyl.	72/30	W	4/6	.5		CAB	
4	Winter plate needs to be taken off Engine oil Cooler	71/70	1	Removed winter plate from Engine oil Cooler	71/70	W	4/6	.2		CAB	
5	RH Fwd top cowl latch broken	71/10	1	Removed + Replaced RH fwd cowl latch	71/10	W	4/6	.3		MB	

I certify the aircraft airframe, aircraft engine, propeller, or appliance identified above was repaired and inspected in accordance with current regulations of the Federal Aviation Administration with respect to the work performed and found to be airworthy and is approved for return to service. Certified Repair Station OG5R092N.

Authorized Signature

Date 5-6-07

INSPECTION SUPPLEMENT AND WORK ORDER

Odegard School of Aerospace Sci.
University of North Dakota
Grand Forks Intl. Airport
Mark Andrews Field
Grand Forks, ND 58202

WKO#: 1059763
Tech: CEC
Shop Code: F
Equip Code: A
Opened: 4/7/2007 11:33

OBTAIN ALL INITIALS BEFORE FILING

R/A
Parts (optl) JWG
Date closed: 4-7-07

Customer: UND Acct#: 205922230 Preliminary Insp ____ In Progress Insp ____

N#: N288ND AcftType: ARRO Model: PA28R-201 Bill Meter: 6,085.9 A/F Tach: 4,544.7 Init

Part#	Serial#	Description	TSO	Total Time
PA28R-201	2844039	AIRFRAME (ARROW)	4,717.1	4,717.1
IO-360-C1C6	L2718951A	ENGINE (ARROW)	35.8	1,583.5
B2D34C213	993190	PROPELLER	101.5	4,952.8

PD	Problem / Discrepancy (PD)	ATA	CA	Corrective Action (CA)	ATA	ACC	Date	Hrs	OT	Tech	Insp
1	Oil pressure in yellow at 1000 RPMS went into the red at 2000 RPM and height at full power	79/30	1	Ran A/C till oil temp was warmed and found oil pressure checked good at all RPMS. Aap 3021728	79/30	N	4/7	.5			

INSPECTION SUPPLEMENT AND WORK ORDER

Odegard School of Aerospace Sci.
University of North Dakota
Grand Forks Intl. Airport
Mark Andrews Field
Grand Forks, ND 58202

WKO#: 1059766
Tech: CEC
Shop Code: F
Equip Code: A
Opened: 4/7/2007 15:32

OBTAIN ALL INITIALS BEFORE FILING

R/A 84
Parts (optl) SW6
Date closed: 4-7-07

Customer: UND Acct#: 205922230 Preliminary Insp ____ In Progress Insp ____

N#: N289ND AcftType: ARRO Model: PA28R-201 Bill Meter: 6,085.9 A/F Tach: 4,544.7 Init

Part#	Serial#	Description	TSO	Total Time
PA28R-201	2844039	AIRFRAME (ARROW)	4,717.1	4,717.1
IO-360-C1C6	L2718951A	ENGINE (ARROW)	35.8	1,583.5
B2D34C213	993190	PROPELLER	101.5	4,952.8

PD	Problem / Discrepancy (PD)	ATA	CA	Corrective Action (CA)	ATA	ACC	Date	Hrs	OT	Tech	Insp
1	After takeoff gear was retracted and gear unsafe light remained on. Flaps were cycled, throttle was cycled and gear was also cycled with flaps 0° full power and gear selected up the light remained on	32/60	1	inspected and found nose up limit switch out of adjustment adjusted microswitch and ops check good. Hyd operation ops checked good also [signature] Insp 3021720	32/60	N	4/7	1.0			

INSPECTION SUPPLEMENT AND WORK ORDER

Odegard School of Aerospace Sci.
University of North Dakota
Grand Forks Intl. Airport
Mark Andrews Field
Grand Forks, ND 58202

WKO#: 1059823
Tech: RMK
Shop Code: F
Equip Code: A
Opened: 4/9/2007 21:45

OBTAIN ALL INITIALS BEFORE FILING

R/A ORT
Parts (optl) _____
Date closed: 4.9.07

Customer: UND Acct#: 205922230 Preliminary Insp _____ In Progress Insp _____

N#: N289ND AcftType: ARRO Model: PA28R-201 Bill Meter: 8,092.5 A/F Tach: 4,549.7 Init

Part#	Serial#	Description	TSO	Total Time
PA28R-201	2844039	AIRFRAME (ARROW)	4,722.1	4,722.1
IO-360-C1C6	L2718951A	ENGINE (ARROW)	40.8	1,588.5
B2D34C213	993190	PROPELLER	106.5	4,957.8

PD	Problem / Discrepancy (PD)	ATA	CA	Corrective Action (CA)	ATA	ACC	Date	Hrs	OT	Tech	Insp
1.	STARTER HILL NOT ENGAGE	6010	1	LOBED STARTER OPS OK GOOD A&P 501866985 Richard M Kmy	6010	N	4/9	.5			

INSPECTION SUPPLEMENT AND WORK ORDER

Page 1 of 1

Odegard School of Aerospace Sci.
University of North Dakota
Grand Forks Intl. Airport
Mark Andrews Field
Grand Forks, ND 58202

WKO#: 1059857
Tech: SFB
Shop Code: F
Equip Code: A
Opened: 4/10/2007 20:19

OBTAIN ALL INITIALS BEFORE FILING

R/A SB
Parts (optl) JJVG
Date closed: 4/10/07

Customer: UND Acct#: 205922230

Preliminary Insp MS
In Progress Insp MS

N#: N289ND AcftType: ARRO Model: PA28R-201 Bill Meter: 6,094.7 A/F Tach: 4,551.3 Init SB

Part#	Serial#	Description	TSO	Total Time
PA28R-201	2844039	AIRFRAME (ARROW)	4,723.7	4,723.7
IO-360-C1C6	L2718951A	ENGINE (ARROW)	42.4	1,590.1
B2D34C213	993190	PROPELLER	108.1	4,959.4

PD	Problem / Discrepancy (PD)	ATA	CA	Corrective Action (CA)	ATA	ACC	Date	Hrs	OT	Tech	Insp
1	Starter would not engage	8000	1	Removed starter P/N MZ6222 S/N G024489 and replaced with new P/N MZ6222 S/N G024518. Ops check OK on MX run.	8000	W	4/10	1.5		SB	MS

I certify the aircraft airframe, aircraft engine, propeller, or appliance identified above was repaired and inspected in accordance with current regulations of the Federal Aviation Administration with respect to the work performed and found to be airworthy and is approved for return to service.
Certified Repair Station OG5R092N.

Authorized Signature
Date 4/10/07

1. Approving National Aviation Authority/Country: FAA/UNITED STATES	2. **AUTHORIZED RELEASE CERTIFICATE** FAA Form 8130-3, AIRWORTHINESS APPROVAL TAG	3. Form Tracking Number: G024518

4. Organization Name and Address: KELLY AEROSPACE POWER SYSTEMS, AIRPORT COMPLEX, FORT DEPOSIT, AL. 36032	CHECK THE APPROPRIATE BOX	5. Work Order/Contract/Invoice Number: M134530
	X PMA-PQ1034CE-D TSO-PT1034CE-D	

6.Item:	7. Description:	8. Part Number:	9. Eligibility: *	10. Quantity:	11. Serial/Batch Number:	12. Status/Work:
1	LIGHTWEIGHT STARTER **** END ****	MZ-6222	Lyc O-235 Srs	1	G024518	NEW

13. Remarks:

AIRWORTHINESS APPROVAL- PARTS. THIS FORM IS NOT AN EXPORT APPROVAL.

14. Certifies the items identified above were manufactured in conformity to:

☒ Approved design data and are in a condition for safe operation.

☐ Non-approved design data specified in Block 13.

19. ☐ 14 CFR 43.9 Return to Service ☐ Other regulation specified in Block 13

Certifies that unless otherwise specified in Block 13, the work identified in Block 12 and described in Block 13 was accomplished in accordance with Title 14, Code of Federal Regulations, part 43 and in respect to that work, the items are approved for return to service.

15. Authorized Signature:	16. Approval/Authorization No.:	20 Authorized Signature:	21. Approval/Certificate No:
	OMIR501212CF		
17. Name (Typed or Printed): STANLEY K. TINSON	18. Date (m/d/y): MAR 15 2006	22. Name (Typed or Printed):	23. Date (m/d/y):

User/Installer Responsibilities

It is important to understand that the existence of this document alone does not automatically constitute authority to install the part/component/assembly.

Where the user/installer performs work in accordance with the national regulations of an airworthiness authority different than the airworthiness authority of the country specified in Block 1, it is essential that the user/installer ensures that his/her airworthiness authority accepts parts/components/assemblies from the airworthiness authority of the country specified in Block 1.

Statements in Block 14 and 19 do not constitute installation certification. In all cases, aircraft maintenance records must contain an installation certification issued in accordance with the national regulations by the user/installer before the aircraft may be flown.

FAA Form 8130-3 (6-01) *Installer must cross-check eligibility with applicable technical data. NSN: 0052-00-012-9005

ESICODE: 72544

INSPECTION SUPPLEMENT AND WORK ORDER

Odegard School of Aerospace Sci.
University of North Dakota
Grand Forks Intl. Airport
Mark Andrews Field
Grand Forks, ND 58202

WKO#: 1059882
Tech: PDH
Shop Code: F
Equip Code: A
Opened: 4/11/2007 11:45

OBTAIN ALL INITIALS BEFORE FILING

R/A
Parts (optl)

Date closed: 4-11-07

Customer: UND Acct#: 205922230 Preliminary Insp ____ In Progress Insp ____

N#: N289ND AcftType: ARRO Model: PA28R-201 Bill Meter: 6,094.7 A/F Tach: 4,551.3 Init

Part#	Serial#	Description	TSO	Total Time
PA28R-201	2844039	AIRFRAME (ARROW)	4,723.7	4,723.7
IO-360-C1C6	L2718951A	ENGINE (ARROW)	42.4	1,590.1
B2D34C213	993190	PROPELLER	108.1	4,959.4

PD	Problem / Discrepancy (PD)	ATA	CA	Corrective Action (CA)	ATA	ACC	Date	Hrs	OT	Tech	Insp
1	During runup, oil pressure needle sat at 100+. When throttle was reduced to taxi position, needle returned to green range	79 30	1	Ran engine & observed Oil temp. & pressure indications. Oil pressure remained in green arc after brief warm-up. Normal occurrance for seasonal changes + winter plate removal. Ops check good. Paul D Hawkins A&P3113331	79 30	N	4/11	.5		PDH	

INSPECTION SUPPLEMENT AND WORK ORDER

Odegard School of Aerospace Sci.
University of North Dakota
Grand Forks Intl. Airport
Mark Andrews Field
Grand Forks, ND 58202

WKO#: 1059909
Tech: JEB
Shop Code: F
Equip Code: A
Opened: 4/12/2007 8:50

OBTAIN ALL INITIALS BEFORE FILING

R/A JWG
Parts (opt'l) JWG

Date closed: 4/12/07

Customer: UND Acct#: 205922230 Preliminary Insp MSB In Progress Insp MSB

N#: N289ND AcftType: ARRO Model: PA28R-201 Bill Meter: 6,098.9 A/F Tach: 4,553.9 Init JEB

Part#	Serial#	Description	TSO	Total Time
PA28R-201	2844039	AIRFRAME (ARROW)	4,726.3	4,726.3
IO-360-C1C6	L2718951A	ENGINE (ARROW)	45.0	1,592.7
B2D34C213	993190	PROPELLER	110.7	4,962.0

PD	Problem / Discrepancy (PD)	ATA	CA	Corrective Action (CA)	ATA	ACC	Date	Hrs	OT	Tech	Insp
1	Prop rpm went beyond redline on T.O.	61 20	1	Ran A/C, rpm w/in limits. Checked tach RPM w/in tolerance.	61 20	N	4 12	.5		JEB	MSB
2	Oil pressure high	79 00	1	Adjosted oil pressure reg. Oil pressure w/in limits.	79 00	N	4 12	.3		JEB	MSB

I certify the aircraft airframe, aircraft engine, propeller, or appliance identified above was repaired and inspected in accordance with current regulations of the Federal Aviation Administration with respect to the work performed and found to be airworthy and is approved for return to service. Certified Repair Station OG5R092N.

Authorized Signature Mark Bidgood
Date 4-12-07

INSPECTION SUPPLEMENT AND WORK ORDER

legard School of Aerospace Sci.
iversity of North Dakota
and Forks Intl. Airport
ark Andrews Field
and Forks, ND 58202

WKO#: 1059912
Tech: JEB
Shop Code: F
Equip Code: A
Opened: 4/12/2007 10:25

OBTAIN ALL INITIALS BEFORE FILING

R/A
Parts (opt): JWG
Date closed: 4/12/07

stomer: UND Acct#: 205922230 Preliminary Insp ____ In Progress Insp ____

#: N289ND AcftType: ARRO Model: PA28R-201 Bill Meter: 6,098.9 A/F Tach: 4,563.9 Init

nt#	Serial#	Description	TSO	Total Time
A28R-201	2844039	AIRFRAME (ARROW)	4,726.3	4,726.3
-360-C1C6	L2718951A	ENGINE (ARROW)	45.0	1,592.7
D34C213	993190	PROPELLER	110.7	4,962.0

Problem / Discrepancy (PD)	ATA	CA	Corrective Action (CA)	ATA	ACC	Date	Hrs	OT	Tech	Insp
Mx flt required for prop overspeed discrep.	05 80	1	Flight test satisfactory Patrick Stromberg 2781457 exp 10/07	05 80	N	4/12	Ø		JEB	

INSPECTION SUPPLEMENT AND WORK ORDER

Odegard School of Aerospace Sci.
University of North Dakota
Grand Forks Intl. Airport
Mark Andrews Field
Grand Forks, ND 58202

WKO#: 1059949
Tech: JEB
Shop Code: F
Equip Code: A
Opened: 4/13/2007 9:48

OBTAIN ALL INITIALS BEFORE FILING

R/A _____
Parts (optl) ~~DWG~~
Date closed: 4/13/07

Customer: UND Acct#: 205922230 Preliminary Insp _____ In Progress Insp _____

N#: N289ND AcftType: ARRO Model: PA28R-201 Bill Meter: 6,104.9 A/F Tach: 4,559.5 Init JEB

Part#	Serial#	Description	TSO	Total Time
PA28R-201	2844039	AIRFRAME (ARROW)	4,731.9	4,731.9
IO-360-C1C6	L2718951A	ENGINE (ARROW)	50.6	1,598.3
B2D34C213	993190	PROPELLER	116.3	4,967.6

PD	Problem / Discrepancy (PD)	ATA	CA	Corrective Action (CA)	ATA	ACC	Date	Hrs	OT	Tech	Insp
1	Storm window latch fell off	56/10	1	Reinstalled latch.	56/10	N	4/13	.2		JEB	
2	RPM 100 over limit.	61/10	1	Adjosted prop gov, ops normal. A+P 5022641606	61/10	N	4/13	.3		JEB	

INSPECTION SUPPLEMENT AND WORK ORDER

Odegard School of Aerospace Sci.
University of North Dakota
Grand Forks Intl. Airport
Mark Andrews Field
Grand Forks, ND 58202

WKO#: 1060014
Tech: JDL
Shop Code: F
Equip Code: A
Opened: 4/16/2007 9:47

OBTAIN ALL INITIALS BEFORE FILING

R/A
Parts (optl)
Date closed: 4-16-07

Customer: UND Acct#: 205922230 Preliminary Insp In Progress Insp

N#: N289ND AcftType: ARRO Model: PA28R-201 Bill Meter: 6,117.9 A/F Tach: 4,568.3 Init

Part#	Serial#	Description	TSO	Total Time
PA28R-201	2844039	AIRFRAME (ARROW)	4,740.7	4,740.7
IO-360-C1C6	L2718951A	ENGINE (ARROW)	59.4	1,607.1
B2D34C213	993190	PROPELLER	125.1	4,976.4

PD	Problem / Discrepancy (PD)	ATA	CA	Corrective Action (CA)	ATA	ACC	Date	Hrs	OT	Tech	Insp
1	On downwind, after putting the gear down the gear indicator lights did not come on. The tower reported gear was down. upon emergency gear extension checklist the gear indication lights came on.	32 60	1	Jacked airplane, insp landing gear found right main down lock switch missing spring, replaced switch. Found nose gear actuator forward rod end jam nut loose, tightened jam nut. Cycled gear several times checks good at this time. Removed jacks from Aircraft.	32 60	N	4/16	2.0			

I certify the aircraft airframe, aircraft engine, propeller, or appliance identified above was repaired and inspected in accordance with current regulations of the Federal Aviation Administration with respect to the work performed and found to be airworthy and is approved for return to service.
Certified Repair Station OG5R092N

Authorized Signature
Date 4-16-07

INSPECTION SUPPLEMENT AND WORK ORDER

Odegard School of Aerospace Sci.
University of North Dakota
Grand Forks Intl. Airport
Mark Andrews Field
Grand Forks, ND 58202

WKO#: 1060048
Tech: CME
Shop Code: F
Equip Code: A
Opened: 4/16/2007 20:28

OBTAIN ALL INITIALS BEFORE FILING

R/A
Parts (optl)
Date closed: 4/16/07

Customer: UND Acct#: 205922230 Preliminary Insp In Progress Insp

N#: N289ND AcftType: ARRO Model: PA28R-201 Bill Meter: 6,119.1 A/F Tach: 4,569.1 Init

Part#	Serial#	Description	TSO	Total Time
PA28R-201	2844039	AIRFRAME (ARROW)	4,741.5	4,741.5
IO-360-C1C6	L2718951A	ENGINE (ARROW)	60.2	1,607.9
B2D34C213	993190	PROPELLER	125.9	4,977.2

PD	Problem / Discrepancy (PD)	ATA	CA	Corrective Action (CA)	ATA	ACC	Date	Hrs	OT	Tech	Insp
1	Engine Hesitated when at full power on takeoff roll	71 00	1	Could not duplicate discrep. ops check good	71 00	N	4/16	.7		ME	

I certify the aircraft airframe, aircraft engine, propeller, or appliance identified above was repaired and inspected in accordance with current regulations of the Federal Aviation Administration with respect to the work performed and found to be airworthy and is approved for return to service. Certified Repair Station OG5R092N.

Authorized Signature
Date 4-16-07

INSPECTION SUPPLEMENT AND WORK ORDER

Odegard School of Aerospace Sci.
University of North Dakota
Grand Forks Intl. Airport
Mark Andrews Field
Grand Forks, ND 58202

WKO#: 1060102
Tech: KLH
Shop Code: W
Equip Code: A
Opened: 4/18/2007 11:59

OBTAIN ALL INITIALS BEFORE FILING

R/A KLH
Parts (opt'l) SWT
Date closed: 4/18/07

Customer: UND Acct#: 205922230 Preliminary Insp ____ In Progress Insp ____

N#: N289ND AcftType: ARRO Model: PA28R-201 Bill Meter: 6,123.7 A/F Tach: 4,572.5 Init ____

Part#	Serial#	Description	TSO	Total Time
PA28R-201	2844039	AIRFRAME (ARROW)	4,744.9	4,744.9
IO-360-C1C6	L2718951A	ENGINE (ARROW)	63.6	1,611.3
B2D34C213	993190	PROPELLER	129.3	4,980.6

PD	Problem / Discrepancy (PD)	ATA	CA	Corrective Action (CA)	ATA	ACC	Date	Hrs	OT	Tech	Insp
1	Aircraft required WASH	1220	1	Washed aircraft	1220	N	4/18/07	1.5		KLH	

INSPECTION SUPPLEMENT AND WORK ORDER

Odegard School of Aerospace Sci.
University of North Dakota
Grand Forks Intl. Airport
Mark Andrews Field
Grand Forks, ND 58202

WKO#: 1060109
Tech: JRK
Shop Code: F
Equip Code: A
Opened: 4/18/2007 14:42

OBTAIN ALL INITIALS BEFORE FILING

R/A
Parts (optl)
Date closed: 4/18/07

Customer: UND Acct#: 205922230 Preliminary Insp In Progress Insp

N#: N289ND AcftType: ARRO Model: PA28R-201 Bill Meter: 6,123.7 A/F Tach: 4,572.5 Init: JRK

Part#	Serial#	Description	TSO	Total Time
PA28R-201	2844039	AIRFRAME (ARROW)	4,744.9	4,744.9
IO-360-C1C6	L2718951A	ENGINE (ARROW)	63.6	1,611.3
B2D34C213	993190	PROPELLER	129.3	4,980.6

PD	Problem / Discrepancy (PD)	ATA	CA	Corrective Action (CA)	ATA	ACC	Date	Hrs	OT	Tech	Insp
1	Phase 3 insp	05 20	1	phase 3 insp.	05 20	N	4/18	4.8		CS	
	due			complete		N	4/18	4.0		JRK	
				I certify that this aircraft has been inspected in accordance with phase 3 inspection, including, as applicable a routine inspection of engine, propeller, cabin, fuselage and empennage and detailed inspection of wings and landing gear and was determined to be in airworthy condition, and is approved for return service. Certified Repair Station 0G5R092N. Authorized Signature Chad Seymour Date 4/18/07						
2	SB UND8 Wing Spar Chafing	04 00	1	inspected IAW SB UND8 no defects noted at this time	04 00	N	4/18	.2		CS	

INSPECTION SUPPLEMENT AND WORK ORDER Page 2 of 8

Reg#: (N) 289ND Work Order #: 1060109

PD	Problem Description (PD)	GAMA	CA	Corrective Action (CA)	GAMA	ACC	Date	Hrs	OT	Mech	Insp
3	SL 1087 Wing Aft	04 00	1	Performed SL 1087 wing	04 00	N	4/16	.1		Rec	
	spar bolt torque			aft spar bolt torque							
	check			check torque decks							
				good at this time							
4	AD 2002-26-01 fuel	04 00	1	complied with AD 2002-26-01	04 00	N	4/18	.1		Rec	
	injection lines insp.			fuel injection lines insp. no	next due: 4637.6						
				defects noted at this time	Eff. date: 1/31/03						
5	prop has nicks	61 00	1	dressed prop	61 00	N	4/18	.2		JRK	

INSPECTION SUPPLEMENT AND WORK ORDER Page 3 of 8

Reg#: (N) 289ND Work Order #: 060109

PD	Problem Description (PD)	GAMA	CA	Corrective Action (CA)	GAMA	ACC	Date	Hrs	OT	Mech	Insp
6	Lower inside door release lever attach screw is loose	52 10	1	tightened release lever attach screw	52 10	N	4/18	.5		JRC	
7	L/H brake pads are worn	32 40	1	Removed & replaced LH brake pads	32 40	N	4/18	.2		JRC	
8	R/H fuel cap bottom is worn	28 10	1	Removed & replaced RH fuel cap bottom.	28 10	N	4/18	.4		JRC	

INSPECTION SUPPLEMENT AND WORK ORDER Page 4 of 8

Reg#: (N) 789ND **Work Order #:** 1060109

PD	Problem Description (PD)	GAMA	CA	Corrective Action (CA)	GAMA	ACC	Date	Hrs	OT	Mech	Insp
9	Static wick on	23 60	1	Removed & replaced	23 60	N	4/18	.1		JRC	
	R/H flap is broken			static wick on RH flap							
10	R/H brake pads	32 40	1	Removed & replaced	32 40	N	4/18	.2		JRC	
	are worn			RH brake pads							
11	spit window	56 10	1	Tightened spit	56 10	N	4/18	.1		JRC	
	latch is loose			window latch							

INSPECTION SUPPLEMENT AND WORK ORDER Page 5 of 8

Reg#: (N) 289NP Work Order #: 1060169

PD	Problem Description (PD)	GAMA	CA	Corrective Action (CA)	GAMA	ACC	Date	Hrs	OT	Mech	Insp
12	L/H brake disc	32 40	1	Removed & replaced	32 40	N	4/18	.3		JRK	
	is worn			LH brake disc							
13	R/H brake disc	32 40	1	Removed & replaced	32 40	N	4/18	.3		JRK	
	is worn			RH brake disc							
14	static wick on	23 60	1	Removed & replaced	23 60	N	4/18	.1		JRK	
	rudder is broken			Static wick on rudder							

INSPECTION SUPPLEMENT AND WORK ORDER

Reg#: (N) 289ND

Work Order #: 1060109

PD	Problem Description (PD)	GAMA	CA	Corrective Action (CA)	GAMA	ACC	Date	Hrs	OT	Mech	Insp
15	Horizontal stab.	55 20	1	removed and	55 20	N	4/18	3.0		[illegible]	[illegible]
	has excessive			replaced both			4/18	1.0		[illegible]	[illegible]
	fore and aft play			Stab. bushings							
16	Bonding strappon	55 10	1	Removed + Replaced	55 10	N	4/18	.2		Rewire	
	L/H aileron is			bonding strap on							
	frayed			L/H aileron							

INSPECTION SUPPLEMENT AND WORK ORDER Page 2 of 3

Reg#: (N) 289NP Work Order #: 1060109

PD	Problem Description (PD)	GAMA	CA	Corrective Action (CA)	GAMA	ACC	Date	Hrs	OT	Mech	Insp
17	#2 cyl. fwd. baffle	72 30	1	stop drilled crack	72 30	N	4/16	.1		RL	
	is cracked		.	at #2 cyl fwd baffle							
18	Nose wheel Left	32 40	1	Removed & replaced	32 40	N	4/18	.6		JRL	
	hand bearing & race			bearing & race							
	worn.										
19	upper torque link	32 10	1	REMOVED & REPLACED	32 10	N	4/18	.5		RL	
	on L/H MLG has			L/H COPPER-MIG							
	excessive play			TORQUE LINK							

INSPECTION SUPPLEMENT AND WORK ORDER

Reg#: (N) 289 ND

Work Order #: 1060109

PD	Problem Description (PD)	GAMA	CA	Corrective Action (CA)	GAMA	ACC	Date	Hrs	OT	Mech	Insp
20	Lower bushings on R/H MLG torque link has excessive play	32 10	1	REMOVED & REPLACED R/H MLG TORQUE LINK LOWER & PIVOT POINT BUSHINGS	32 10	N	4/18	1.0			
21	inspector time	05 60	1	time	05 60	N	4/18	1.5			

I certify the aircraft airframe, aircraft engine, propeller, or appliance identified above was repaired and inspected in accordance with current regulations of the Federal Aviation Administration with respect to the work performed and found to be airworthy and is approved for return to service. Certified Repair Station OG5R092N.

Authorized Signature

Date 4-18-07

INSPECTION SUPPLEMENT AND WORK ORDER

Odegard School of Aerospace Sci.
University of North Dakota
Grand Forks Intl. Airport
Mark Andrews Field
Grand Forks, ND 58202

WKO#: 1060192
Tech: JEB
Shop Code: F
Equip Code: A
Opened: 4/22/2007 8:27

OBTAIN ALL INITIALS BEFORE FILING

R/A
Parts (optl) JWG

Date closed: 4/22/07

Customer: UND Acct#: 205922230 Preliminary Insp ____ In Progress Insp ____

N#: N289ND AcftType: ARRO Model: PA28R-201 Bill Meter: 6,135.5 A/F Tach: 4,581.6 Init JEB

Part#	Serial#	Description	TSO	Total Time
PA28R-201	2844039	AIRFRAME (ARROW)	4,754.0	4,754.0
IO-360-C1C6	L2718951A	ENGINE (ARROW)	72.7	1,620.4
B2D34C213	993190	PROPELLER	138.4	4,989.7

PD	Problem / Discrepancy (PD)	ATA	CA	Corrective Action (CA)	ATA	ACC	Date	Hrs	OT	Tech	Insp
1	Engine hesitated w/throttle increased to 2000RPM on run up.	71 00	1	Insp + ran engine, no faults noted. Jumped Ruhnke A+P 502641606	71 00	N	4 22	.5		JEB	

INSPECTION SUPPLEMENT AND WORK ORDER

Odegard School of Aerospace Sci.
University of North Dakota
Grand Forks Intl. Airport
Mark Andrews Field
Grand Forks, ND 58202

WKO#: 1060205
Tech: JEB
Shop Code: F
Equip Code: A
Opened: 4/23/2007 7:08

OBTAIN ALL INITIALS BEFORE FILING

R/A _____
Parts (optl) N/A
Date closed: 4/23/07

Customer: UND Acct#: 205922230 Preliminary Insp _____ In Progress Insp _____

N#: N289ND AcftType: ARRO Model: PA28R-201 Bill Meter: 6,139.8 A/F Tach: 4,584.0 Init _____

Part#	Serial#	Description	TSO	Total Time
PA28R-201	2844039	AIRFRAME (ARROW)	4,756.4	4,756.4
IO-360-C1C6	L2718951A	ENGINE (ARROW)	75.1	1,622.8
B2D34C213	993190	PROPELLER	140.8	4,992.1

PD	Problem / Discrepancy (PD)	ATA	CA	Corrective Action (CA)	ATA	ACC	Date	Hrs	OT	Tech	Insp
1	Engine rough + died on start.	71 00	1	Set idle speed, ops normal.	71 00	N	4 23	.7		JEB	
				A+P 5026416 06							

INSPECTION SUPPLEMENT AND WORK ORDER

Odegard School of Aerospace Sci.
University of North Dakota
Grand Forks Intl. Airport
Mark Andrews Field
Grand Forks, ND 58202

WKO#: 1060357
Tech: CSG
Shop Code: F
Equip Code: A
Opened: 4/27/2007 16:25

OBTAIN ALL INITIALS BEFORE FILING

R/A
Parts (opt'l) JWG
Date closed: 4/27/07

Customer: UND Acct#: 205922230 Preliminary Insp Inspection In Progress Insp

N#: N289ND AcftType: ARRO Model: PA28R-201 Bill Meter: 6,164.6 A/F Tach: 4,603.6 Init SB

Part#	Serial#	Description	TSO	Total Time
PA28R-201	2844039	AIRFRAME (ARROW)	4,776.0	4,776.0
IO-360-C1C6	L2718951A	ENGINE (ARROW)	94.7	1,642.4
B2D34C213	993190	PROPELLER	160.4	5,011.7

PD	Problem / Discrepancy (PD)	ATA	CA	Corrective Action (CA)	ATA	ACC	Date	Hrs	OT	Tech	Insp
1	fuel ~~flow~~ Flow ind. gauge showed 15 gal/hr during prime, & engine ran rough after start, leaned mix. & the engine smoothed out, while taxing the engine ran rough again	7310	1	Visual insp of fuel supply and induction system revealed nothing unusual. Ground MX run-up showed normal engine operation and indications all power settings. Could not duplicate	7310	N	4/27	.6		SB	

I certify the aircraft airframe, aircraft engine, propeller, or appliance identified above was repaired and inspected in accordance with current regulations of the Federal Aviation Administration with respect to the work performed and found to be airworthy and is approved for return to service.
Certified Repair Station OG5R092N.

Authorized Signature
Date 4-22-07

INSPECTION SUPPLEMENT AND WORK ORDER

Odegard School of Aerospace Sci.
University of North Dakota
Grand Forks Intl. Airport
Mark Andrews Field
Grand Forks, ND 58202

WKO#: 1060540
Tech: SFB
Shop Code: F
Equip Code: A
Opened: 5/7/2007 15:05

OBTAIN ALL INITIALS BEFORE FILING

R/A SB
Parts (optl) [illegible]
Date closed: 5/07/07

Customer: UND Acct#: 205922230

Preliminary Insp MES
In Progress Insp MES

N#: N289ND AcftType: ARRO Model: PA28R-201 Bill Meter: 6,187.2 A/F Tach: 4,621.3 Init GB

Part#	Serial#	Description	TSO	Total Time
PA28R-201	2844039	AIRFRAME (ARROW)	4,793.7	4,793.7
IO-360-C1C6	L2718951A	ENGINE (ARROW)	112.4	1,660.1
B2D34C213	993190	PROPELLER	178.1	5,029.4

PD	Problem / Discrepancy (PD)	ATA	CA	Corrective Action (CA)	ATA	ACC	Date	Hrs	OT	Tech	Insp
1	Lt gear lite failed to illuminate after take-off.	3260	1	Repaired broken wires G2AA and G2CA on left gear well. Ops check OK	3260	N	5/07	2.5		GB	MES

I certify the aircraft airframe, aircraft engine, propeller, or appliance identified above was repaired and inspected in ~~accordance with current regulations of the Federal Aviation~~ Administration with respect to the work performed and found to be airworthy and is approved for return to service.
Certified Repair Station OG5R093N

Authorized Signature [signature]
Date 5/07/07

INSPECTION SUPPLEMENT AND WORK ORDER

Odegard School of Aerospace Sci.
~~University of~~ North Dakota
Grand Forks Intl. Airport
Mark Andrews Field
Grand Forks, ND 58202

WKO#: 1060568
Tech: SFB
Shop Code: F
Equip Code: A
Opened: 5/8/2007 15:08

OBTAIN ALL INITIALS BEFORE FILING

R/A
Parts (opti)
Date closed: 5/08/07

Customer: UND Acct#: 205922230 Preliminary Insp Insp In Progress Insp

N#: N289ND AcftType: ARRO Model: PA28R-201 Bill Meter: 6,188.6 A/F Tach: 4,622.5 Init SB

Part#	Serial#	Description	TSO	Total Time
PA28R-201	2844039	AIRFRAME (ARROW)	4,794.9	4,794.9
IO-360-C1C6	L2718951A	ENGINE (ARROW)	113.6	1,661.3
B2D34C213	993190	PROPELLER	179.3	5,030.6

PD	Problem / Discrepancy (PD)	ATA	CA	Corrective Action (CA)	ATA	ACC	Date	Hrs	OT	Tech	Insp
1	Left gear down light didn't come on	3260	1	Replaced wire 61BA, 2nd socket and lamp assy, ops check good	3260	N	5/08	5.0		SB	
2	left gear truss support loose	3200	1	Torqued as required	3200	N	5/08	.6		SB	

I certify the aircraft airframe, aircraft engine, propeller, or appliance identified above was repaired and inspected in ~~accordance with current regulations of the Federal Aviation~~ Administration with respect to the work performed and found to be airworthy and is approved for return to service. Certified Repair Station OG5R092N.

Authorized Signature
Date 5/08/07

INSPECTION SUPPLEMENT AND WORK ORDER

Odegard School of Aerospace Sci.
University of North Dakota
Grand Forks Intl. Airport
Mark Andrews Field
Grand Forks, ND 58202

WKO#: 1060622
Tech: KLH
Shop Code: W
Equip Code: A
Opened: 5/10/2007 12:51

OBTAIN ALL INITIALS BEFORE FILING

R/A No
Parts (opt) SM

Date closed: 5/10/07

Customer: UND Acct#: 205922230 Preliminary Insp _____ In Progress Insp _____

N#: N289ND AcftType: ARRO Model: PA28R-201 Bill Meter: 6,199.6 A/F Tach: 4,630.9 Init _____

Part#	Serial#	Description	TSO	Total Time
PA28R-201	2844039	AIRFRAME (ARROW)	4,803.3	4,803.3
IO-360-C1C6	L2718951A	ENGINE (ARROW)	122.0	1,669.7
B2D34C213	993190	PROPELLER	187.7	5,039.0

PD	Problem / Discrepancy (PD)	ATA	CA	Corrective Action (CA)	ATA	ACC	Date	Hrs	OT	Tech	Insp
1	Aircraft needed to be washed	1220	1	Washed aircraft	1220	N	5/10/07	1.5		KLH	

INSPECTION SUPPLEMENT AND WORK ORDER

Odegard School of Aerospace Sci.
University of North Dakota
Grand Forks Intl. Airport
Mark Andrews Field
Grand Forks, ND 58202

WKO#: 1060624
Tech: REW
Shop Code: F
Equip Code: A
Opened: 5/10/2007 14:54

OBTAIN ALL INITIALS BEFORE FILING

R/A
Parts (opt'l)
Date closed: 5-11-07

Customer: UND Acct#: 205922230 Preliminary Insp MES In Progress Insp MES

N#: N289ND AcftType: ARRO Model: PA28R-201 Bill Meter: 6,199.6 A/F Tach: 4,630.9 Init

Part#	Serial#	Description	TSO	Total Time
PA28R-201	2844039	AIRFRAME (ARROW)	4,803.3	4,803.3
IO-360-C1C6	L2718951A	ENGINE (ARROW)	122.0	1,669.7
B2D34C213	993190	PROPELLER	187.7	5,039.0

PD	Problem / Discrepancy (PD)	ATA	CA	Corrective Action (CA)	ATA	ACC	Date	Hrs	OT	Tech	Insp
1	phase 4 inspection	05 20	1	Started Phase 4 insp	05 20	N	5/10	4.7		ISC	MES
						N	5/10	4.0			MES
						N	5/10	6.0			MES
			2	Finished Phase 4 insp	05 20	N	5/11	2.0		ISC	MES
		I certify that this aircraft has been inspected in accordance with Phase 4 inspection, including, as applicable a routine inspection of Cabin, fuselage, empennage, wing & landing gear and detailed inspection of engine & propeller and was determined to be in airworthy condition, and is approved for return service Certified Repair Station 0G5R092N Authorized Signature Date 5-11-07									
2	AD2002-26-01 fuel injection lines insp Eff date: 1-31-03	04 00	1	complied IAW AD2002-26-01, no defects noted Next due: 4697.6	04 00	N	5/10	.1		ISC	MES
3	SBUND8 wing spar chafting	05 50	1	complied IAW SB UND8, no defects noted	57 00	N	5/10	.1		ISC	MES

INSPECTION SUPPLEMENT AND WORK ORDER Page 2 of ~~7~~

Reg#: (N) Z9ND Work Order #: 1060624

PD	Problem Description (PD)	GAMA	CA	Corrective Action (CA)	GAMA	ACC	Date	Hrs	OT	Mech	Insp
4	muffler tined out	05/10	1	Removed & Replaced muffler	78/10	T	5/10	.6		CSG	MES
	PN 67517-00R			PN: 67517-00R							
	SN 88692			SN: 3434							
5	~~Prop has sticky~~ CSG control yokes	27/30	1	Cleaned control yokes	27/30	N	5/10	.1		RW	MES
	are dirty										
6	alternator belt is loose	24/20	1	tightened alternator	24/20	N	05/10	.2		MES	MES
				belt							
7	Safty wire on oil fill tube is broken	79/10	1	Removed + replaced	79/10	N	5/10	.3		RW	MES
				safety wire on oil fille tube							
8	R/H MLG tire is worn	32/40	1	~~Tube~~ Removed + replaced	32/40	N	5/10	.6		RW	MES
				R/H MLG tire							

INSPECTION SUPPLEMENT AND WORK ORDER Page 3 of 7

Reg#: (N) 289ND Work Order #: 106629

PD	Problem Description (PD)	GAMA	CA	Corrective Action (CA)	GAMA	ACC	Date	Hrs	OT	Mech	Insp
9	Prop has nicks on face of prop	61 00	1	Dressed prop IAW McCauley Prop ~~Operation~~ manual MPC-11 Sec 4,	61 00	N	5/10	.4		CSG	MES
10	Starter base is cracked PN MZ-6222 SN GO24516	8010	1	Removed + replaced starter PN MZ-6222 SN HO25886, ops checked good	8010	N	5/10	1.0		Rem	MES
11	Prop governor rod end is worn	61 20	1	Replaced Rod end	61 20	N	09/10	.1		MES	MES
12	Cyl #3 aft baffle blast tube rivets are loose	72 30	1	Removed + Replaced loose rivets	72 30	N	05/10	.2		CSC	MES

INSPECTION SUPPLEMENT AND WORK ORDER Page 21 of 27

Reg#: (N) 289ND Work Order #: 1060624

PD	Problem Description (PD)	GAMA	CA	Corrective Action (CA)	GAMA	ACC	Date	Hrs	OT	Mech	Insp
13	Cyl #1 exhaust stack is	78 10	1	Removed & replaced	78 10	N	5/10	.5		RE	MES
	cracked			#1 cyl exhaust stack		N	5/10	.5		RE	MES
14	R/H Stab hinge is loose	55 20	1	tightened bolt	55 20	N	05/10	.2		HES	MES
15	Prop governor would not	C1 20	1	Replaced prop governor	C1 20	N	05/10	1.1		HES	MES
	articulate prop properly			P# F-2-7A							
				old S# D515WJ							
				new S# D595WJ							
				ops checked & leak checked							
				good							

INSPECTION SUPPLEMENT AND WORK ORDER

Reg#: (N) 284ND

Work Order #: 1060624

PD	Problem Description (PD)	GAMA	CA	Corrective Action (CA)	GAMA	ACC	Date	Hrs	OT	Mech	Insp
16	hydraulic pump fluid level is	32 30	1	Removed & Replaced Rigged flaire	32 30	N	5/10	.5		CSG	MES
	not on dipstick & evidence of			hydraulic tube due to cracked							
	leakage found underneath pump			flair, serviced resivor, swung							
				gear, leak checked good							
17	Static wich is broken on	23 60	1	Removed & replaced	23 60	N	5/10	.2		Rev	MES
	R/H flap			static wick on R/H							
				flap							

INSPECTION SUPPLEMENT AND WORK ORDER

Reg#: (N) 284ND

Work Order #: 1060624

PD	Problem Description (PD)	GAMA	CA	Corrective Action (CA)	GAMA	ACC	Date	Hrs	OT	Mech	Insp
18	#3 cyl exhaust stack is	78/10	1	Removed & Replaced cyl #3	78/10	N	5/10	.4		156	MES
	bent & worn			exhaust stack							
19	Starter ring gear	80/10	1	Removed defective	80/10	N	5/10	.8		156	MES
	chipped			ring gear from		N	5/10	.3		156	MES
				support assy, removed							
			2	prep							
			2	installed new ring gear on housing, installed	80/10	N	5/11	2.0		156	MES
				ring gear assy & prep, ops'd unit checked good							
20	Bottom bowl bushings are worn	71/10	1	Removed & Replaced bushings	71/10	N	5/10	.1		156	MES

INSPECTION SUPPLEMENT AND WORK ORDER

Reg#: (N) 284ND

Work Order #: 1060624

PD	Problem Description (PD)	GAMA	CA	Corrective Action (CA)	GAMA	ACC	Date	Hrs	OT	Mech	Insp
21	NLG actuator aft attach bracket	53 40	1	Removed & Replaced rivit IAW	53 40	N	5/11	.2		SG	MES
	rivit head is popped off			AC 43.13-1b Chapt 4 Sec 9-57							
22	Inspector time	05 60	1	Time	05 60	N	5/11	3.0		MES	MES

I certify the aircraft airframe, aircraft engine, propeller, or appliance identified above was repaired and inspected in accordance with current regulations of the Federal Aviation Administration with respect to the work performed and found to be airworthy and is approved for return to service.
Certified Repair Station OG5R092N

Authorized Signature

Date 5/11/07

1. Approving National Aviation Authority/Country:	2.	3. Form Tracking Number:
FAA/UNITED STATES	**AUTHORIZED RELEASE CERTIFICATE** FAA Form 8130-3, AIRWORTHINESS APPROVAL TAG	H025886
4. Organization Name and Address: KELLY AEROSPACE POWER SYSTEMS, 2900 SELMA HWY., MONTGOMERY, AL. 36108 PQ1383CE-D		**5. Work Order/Contract/Invoice Number:** M459820

6. Item:	7. Description:	8. Part Number:	9. Eligibility: *	10. Quantity:	11. Serial/Batch Number:	12. Status/Work:
1	LW STARTER **** END ****	MZ-6222	Lyc O-235 Srs	1	H025886	NEW

13. Remarks:

AIRWORTHINESS APPROVAL- PARTS. THIS FORM IS NOT AN EXPORT APPROVAL.

14. Certifies the items identified above were manufactured in conformity to:

☒ **Approved design data and are in a condition for safe operation.**

☐ **Non-approved design data specified in Block 13.**

19. ☐ **14 CFR 43.9 Return to Service** ☐ **Other regulation specified in Block 13**

Certifies that unless otherwise specified in Block 13, the work identified in Block 12 and described in Block 13 was accomplished in accordance with Title 14, Code of Federal Regulations, part 43 and in respect to that work, the items are approved for return to service.

15. Authorized Signature:	16. Approval/Authorization No.:	20. Authorized Signature:	21. Approval/Certificate No:
Stanley K. Tindal	DMIR501212CE		
17. Name (Typed or Printed):	**18. Date (m/d/y):**	**22. Name (Typed or Printed):**	**23. Date (m/d/y):**
STANLEY K TINDAL	FEB 28 2007		

User/Installer Responsibilities

It is important to understand that the existence of this document alone does not automatically constitute authority to install the part/component/assembly.

Where the user/installer performs work in accordance with the national regulations of an airworthiness authority different than the airworthiness authority of the country specified in Block 1, it is essential that the user/installer ensures that his/her airworthiness authority accepts parts/components/assemblies from the airworthiness authority of the country specified in Block 1.

Statements in Block 14 and 19 do not constitute installation certification. In all cases, aircraft maintenance records must contain an installation certification issued in accordance with the national regulations by the user/installer before the aircraft may be flown.

FAA Form 8130-3 (6-01) *Installer must cross-check eligibility with applicable technical data. NSN: 0052-00-012-9005

ESICODE: 72544

1. Approving National Aviation Authority/Country:	2.	3. Form
FAA/UNITED STATES	**AUTHORIZED RELEASE CERTIFICATE** FAA Form 8130–3, AIRWORTHINESS APPROVAL TAG	104338

4. Organization Name and Address:	5. Work Order/Contract/Invoice Number
Aerospace Welding Minneapolis, Inc. 12124 12th Avenue South Burnsville MN 55337	104338

6. Item:	7. Description:	8. Part Number:	9. Eligibility:*	10. Quantity:	11. Serial/Batch Number:	12. Status/Work:
1	STACK	67809-00	N/A	1 each	104338	OVERHAULED

13. Remarks:

REF: WORK ORDER #104338.

14. Certifies the items identified above were manufactured in conformity to:

☐ Approved design data and are in a condition for safe operation.

☐ Non-approved design data specified in Block 13.

19. ☒ **14 CFR 43.9 Return to Service** ☐ **Other regulation specified in Block 13**

Certifies that unless otherwise specified in Block 13, the work identified in Block 12 and described in Block 13 was accomplished in accordance with Title 14, Code of Federal Regulations, part 43 and in respect to that work, the items are approved for return to service.

15. Authorized Signature:	16. Approval/Authorization No.:	20. Authorized Signature	21. Approval/Certificate No.:
			UWDR792L
17. Name (Typed or Printed):	18. Date:	22. Name (Typed or Printed):	23. Date (m/d/y):
		Tom Knaresboro	3/29/2007

User/Installer Responsibilities

It is important to understand that the existence of this document alone does not automatically constitute authority to install the part/component/assembly.

Where the user/installer performs work in accordance with the national regulations of an airworthiness authority different than the airworthiness authority of the country specified in Block 1, it is essential that the user/installer ensures that his/her airworthiness authority accepts parts/components/assemblies from the airworthiness authority of the country specified in Block 1.

Statements in Blocks 14 and 19 do not constitute installation certification. In all cases, aircraft maintenance records must contain an installation certification issued in accordance with the national regulations by the user/installer before the aircraft may be flown.

FAA Form 8130–3 (6–01) *Installer must cross-check eligibility with applicable technical data. NSN: 0052-00-012-9005

AEROSPACE WELDING MINNEAPOLIS, INC.

12124 12th Ave. South, Burnsville, MN 55337 952-890-1511

FAA Repair Station #UWDR792L

NAME: UND-AEROSPACE FISCAL AFFAIRS	S/N AWI: 104338	Job:
ADDRESS: ODEGARD HALL ROOM 200	CITY: GRAND FORKS ND 58202-9007	
Make & Model: PIPER PA 44-180	Part Number: 67809-00 R 2 W22700	
Unit Description: SEE BELOW		
Registration No.		

INSPECTION

Preliminary Date	3/26/2007 TLK
Hidden Damage Date	3/27/2007 TLK
In Progress Date	3/28/2007 TLK
Final Date	3/29/2007 TLK

CUSTOMER SERVICES REQUESTED

DESCRIPTION: PIPER 28R-200 - RF STACK 200

Discrepancies Noted:

☐ OUTERSHELL	☐ BALL JOINT	☐ BELLOWS
☐ OVERBOARD	☐ BELL JOINT	☐ HEAT FINS
☐ BAFFLE	☐ INLAY	☐ STRAIGHT TUBE
☐ END PLATE	☐ OVERLAY	☐ BRACKET
☐ SHROUD RING	☐ INLET EXTENSION	☐ BOLT FLANGE
☐ BEADED END	☐ RISER TUBE	☐ TOP TUBE
☐ TAB	☐ FLANGE	☐ CRACK WELD
☐ SHAFT	☐ TAILPIPE	☑ SLIP JOINT
☐ BUTTERFLY	☐ FLOW DIVIDER	☑ ELBOW
☐ CLEAN & INSP.	☐ BODY	☐ SKIN
☐ _____	☐ _____	☐ _____

INSPECTOR'S INITIALS TLK

Corrective Action: **ITEMS REPLACED OR REPAIRED**

REPL	REPR		REPL	REPR		REPL	REPR	
☐	☐	OUTERSHELL	☐	☐	BALL JOINT	☐	☐	BELLOWS
☐	☐	OVERBOARD	☐	☐	BELL JOINT	☐	☐	HEAT FINS
☐	☐	BAFFLE	☐	☐	INLAY	☐	☐	STRAIGHT TUBE
☐	☐	END PLATE	☐	☐	OVERLAY	☐	☐	BRACKET
☐	☐	SHROUD RING	☐	☐	INLET EXTENSION	☐	☐	BOLT FLANGE
☐	☐	BEADED END	☐	☐	RISER TUBE	☐	☐	TOP TUBE
☐	☐	TAB	☐	☐	FLANGE	☐	☐	CRACK WELD
☐	☐	SHAFT	☐	☐	TAILPIPE	1	☐	SLIP JOINT
☐	☐	BUTTERFLY	☐	☐	FLOW DIVIDER	1	☐	ELBOW
☐	☐	CLEAN & INSP.	☐	☐	BODY	☐	☐	SKIN
☐	☐	_____	☐	☐	_____	☐	☐	_____

INSPECTOR'S INITIALS TLK

Material Type	***Approved Data***
☑ 347 SS FILLER ROD	☑ 43.13-1B
☑ 321 SS	☐ MANUFACTURER'S MANUAL
☐ 4130 CHROMALLY	☐ AIR CARRIER'S MANUAL
☐ 4130 ROD	
☐ INCONEL	
☐ INCONEL ROD	
☐ _____	☐ _____
☐ _____	

☑ REPAIRS	☑ BOLT FLANGE	☐ _____	☐ _____
☑ A.D. NOTES	☐ DIE PENETRANT	☐ CORROSION PROTECT NEW TUBE	☐ _____
☑ PRESSURE TEST	☐ DEMAGNETIZE	☐ PRIMER COAT	☐ _____

MAINTENANCE RELEASE

The aircraft/component identified hereon was repaired and inspected in accordance with current Federal Aviation Regulations and was found airworthy for Return to Service. Pertinent details of the repair are on file at this agency.

AUTHORIZED AND CONDITIONS AGREED TO AS STATED ABOVE

BY _____ DATE 3/29/2007

1. Approving National Aviation Authority/Country:	2.	3. Fo
FAA/United States	**AUTHORIZED RELEASE CERTIFICATE** **FAA Form 8130-3, AIRWORTHINESS APPROVAL TAG**	6377N/300

4. Organization	5. Work Order, Contract, Invoice or Pick No:
Michelin Aircraft Tire Corp. 515 Michelin Road, Building 56 Greenville, SC 29602 Michelin Aircraft Tyre – Siam Tyre Industry Co.,Ltd. 57 Moo 6 Nongplakradee Rd., Nongplamore, Nongkhae, Saraburi 18140	**DIDS6377N9** 0 Page Attached

6. Item:	7. Description:	8. Part Number:	9. Eligibility: *	10. Quantity:	11. Serial/Batch Number:	12. Status/Work:
1.	**6.00-6/6/120** Aircraft Tire	**072-314-0**	TSO Article N/A	1	**6316W00212**	New

13. Remarks. :

DIRECT SHIPMENT AUTHORIZATION

Limited life parts must normally be accompanied by maintenance history including total time/total cycle/time since new.

14. Certifies the items identified above were manufactured in conformity to:

☒ Approved design data are in a condition for safe operation.
☐ Non-approved design data specified in Block 13.

19. ☐ 14 CFR 43.9 Return to Service ☐ Other regulation specified in Block

Certifies that unless otherwise specified in Block 13, the work identified in Block 12 and described in Block 13 was accomplished in accordance with Title 14, Code of Federal Regulations, part 43 and in respect to that work, the items are approved for return to service.

15. Authorized Signature:	16. Approval/Authorization No:	20. Authorized Signature:	21.Approval Certificate Number:
	DMIR 511237CE	NA	NA
17. Name (typed or printed):	**18. Date:**	**22. Name (typed or printed):**	**23. Date:**
M. Jittakorn Sukto	**14-Nov-06**	NA	NA

User/Installer Responsibilities

It is important to understand that the existence of this Document alone does not automatically constitute authority to install the part/component/assembly.

Where the user/installer performs work in accordance with the national regulations of an airworthiness authority different than the Airworthiness Authority of the country specified in Block 1, it is essential that the user/installer ensures that his/her airworthiness authority accepts part/components/assemblies from the airworthiness authority of the country specified in Block 1.

Statements in Blocks 14 and 19 do not constitute installation certification. In all cases, aircraft maintenance records must contain an installation certification issued in accordance with the national regulations by the user/installer before the aircraft may be flown.

FAA Form 8130-3 (6-01) *Installer must cross check eligibility with applicable technical data. NSN: 0052-00-012-9005

INSPECTION SUPPLEMENT AND WORK ORDER

Odegard School of Aerospace Sci.
University of North Dakota
Grand Forks Intl. Airport
Mark Andrews Field
Grand Forks, ND 58202

WKO#: 1060733
Tech: SFB
Shop Code: F
Equip Code: A
Opened: 5/15/2007 18:33

OBTAIN ALL INITIALS BEFORE FILING

R/A
Parts (optl)
Date closed: 5-15-07

Customer: UND Acct#: 205922230 Preliminary Insp In Progress Insp

N#: N289ND AcftType: ARRO Model: PA28R-201 Bill Meter: 6,206.7 A/F Tach: 4,636.2 Init

Part#	Serial#	Description	TSO	Total Time
PA28R-201	2844039	AIRFRAME (ARROW)	4,808.6	4,808.6
IO-360-C1C6	L2718951A	ENGINE (ARROW)	127.3	1,675.0
B2D34C213	993190	PROPELLER	193.0	5,044.3

PD	Problem / Discrepancy (PD)	ATA	CA	Corrective Action (CA)	ATA	ACC	Date	Hrs	OT	Tech	Insp
1	Attempted 3 starts, engine ran rough for 10 seconds before shut down	7200	1	Ran engine Adjusted IDLE speed + mixture ops Check good.	2200	W	5/15	1.0		CME	

I certify the aircraft airframe, aircraft engine, propeller or appliance identified above was repaired and inspected in accordance with current regulations of the Federal Aviation Administration with respect to the work performed and found to be airworthy and is approved for return to service. Certified Repair Station OG5R092N.

Authorized Signature
Date 5-15-07

INSPECTION SUPPLEMENT AND WORK ORDER

Odegard School of Aerospace Sci.
University of North Dakota
Grand Forks Intl. Airport
Mark Andrews Field
Grand Forks, ND 58202

WKO#: 1060792
Tech: SJC
Shop Code: F
Equip Code: A
Opened: 5/19/2007 10:42

OBTAIN ALL INITIALS BEFORE FILING

R/A SJC
Parts (optl) ____

Date closed: 5/19/07

Customer: UND Acct#: 205922230 Preliminary Insp ____ In Progress Insp ____

N#: N289ND AcftType: ARRO Model: PA28R-201 Bill Meter: 6,221.5 A/F Tach: 4,646.9 Init SJC

Part#	Serial#	Description	TSO	Total Time
PA28R-201	2844039	AIRFRAME (ARROW)	4,819.3	4,819.3
IO-360-C1C6	L2718951A	ENGINE (ARROW)	138.0	1,685.7
B2D34C213	993190	PROPELLER	203.7	5,055.0

PD	Problem / Discrepancy (PD)	ATA	CA	Corrective Action (CA)	ATA	ACC	Date	Hrs	OT	Tech	Insp
1	Rt Rec lt inop	3340		replaced Comp opt OIC Stephen Conte A&P 3197667	3340	N	5/19	.5		SJC	

INSPECTION SUPPLEMENT AND WORK ORDER

Odegard School of Aerospace Sci.
University of North Dakota
Grand Forks Intl. Airport
Mark Andrews Field
Grand Forks, ND 58202

WKO#: 1060877
Tech: MES
Shop Code: F
Equip Code: A
Opened: 5/23/2007 15:26

OBTAIN ALL INITIALS BEFORE FILING

R/A _____
Parts (optl) _____
Date closed: 5/23/07

Customer: UND Acct#: 205922230 Preliminary Insp _____ In Progress Insp _____

N#: N289ND AcftType: ARRO Model: PA28R-201 Bill Meter: 6,231.3 A/F Tach: 4,654.6 Init MES

Part#	Serial#	Description	TSO	Total Time
PA28R-201	2844039	AIRFRAME (ARROW)	4,827.0	4,827.0
IO-360-C1C6	L2718951A	ENGINE (ARROW)	145.7	1,693.4
B2D34C213	993190	PROPELLER	211.4	5,062.7

PD	Problem / Discrepancy (PD)	ATA	CA	Corrective Action (CA)	ATA	ACC	Date	Hrs	OT	Tech	Insp
1	Rlt Fuel Sump leaking	2800	1	Replaced Flush Valve, leak check o.k. Mark Stark Z6593898A	2800	N	5/23	.5		MES	

INSPECTION SUPPLEMENT AND WORK ORDER

Odegard School of Aerospace Sci.
University of North Dakota
Grand Forks Intl. Airport
Mark Andrews Field
Grand Forks, ND 58202

WKO#: 1060901
Tech: CSG
Shop Code: F
Equip Code: A
Opened: 5/24/2007 17:36

OBTAIN ALL INITIALS BEFORE FILING

R/A
Parts (optl)
Date closed: 5-24-07

Customer: UND Acct#: 205922230 Preliminary Insp MES In Progress Insp MES

N#: N289ND AcftType: ARRO Model: PA28R-201 Bill Meter: 6,232.5 A/F Tach: 4,655.5 Init

Part#	Serial#	Description	TSO	Total Time
PA28R-201	2844039	AIRFRAME (ARROW)	4,827.9	4,827.9
IO-360-C1C6	L2718951A	ENGINE (ARROW)	146.6	1,694.3
B2D34C213	993190	PROPELLER	212.3	5,063.6

PD	Problem / Discrepancy (PD)	ATA	CA	Corrective Action (CA)	ATA	ACC	Date	Hrs	OT	Tech	Insp
1	left main landing gear light is not working	32 60	1	trouble shot system found bad L/H down lock switch, removed & replaced L/H down lock switch, ops checked good	32 60	N	5/24	5.0		CSG	MES

I certify the aircraft airframe, aircraft engine, propeller, or appliance identified above was repaired and inspected in accordance with current regulations of the Federal Aviation Administration with respect to the work performed and found to be airworthy and is approved for return to service. ~~Certified Repair Station OG3R092N.~~

Authorized Signature
Date 5/24/07

INSPECTION SUPPLEMENT AND WORK ORDER

Odegard School of Aerospace Sci.
University of North Dakota
Grand Forks Intl. Airport
Mark Andrews Field
Grand Forks, ND 58202

WKO#: 1061182
Tech: MOK
Shop Code: W
Equip Code: A
Opened: 6/7/2007 9:39

OBTAIN ALL INITIALS BEFORE FILING

R/A 8p
Parts (opt!) _____

8p
Date closed: 6/7/07

Customer: UND Acct#: 205922230 Preliminary Insp _____ In Progress Insp _____

N#: N289ND AcftType: ARRO Model: PA28R-201 Bill Meter: 6,277.4 A/F Tach: 4,691.8 Init MOK

Part#	Serial#	Description	TSO	Total Time
PA28R-201	2844039	AIRFRAME (ARROW)	4,864.2	4,864.2
IO-360-C1C6	L2718951A	ENGINE (ARROW)	182.9	1,730.6
B2D34C213	993190	PROPELLER	248.6	5,099.9

PD	Problem / Discrepancy (PD)	ATA	CA	Corrective Action (CA)	ATA	ACC	Date	Hrs	OT	Tech	Insp
1	A/C needs clean	12 20	1	Washed A/C	12 20	N	6/7	1.5		MOK	

INSPECTION SUPPLEMENT AND WORK ORDER

Odegard School of Aerospace Sci.
University of North Dakota
Grand Forks Intl. Airport
Mark Andrews Field
Grand Forks, ND 58202

WKO#: 1061190
Tech: CES
Shop Code: F
Equip Code: A
Opened: 6/7/2007 14:46

OBTAIN ALL INITIALS BEFORE FILING

R/A
Parts (optl)
Date closed: 06/07/07

Customer: UND Acct#: 205922230 Preliminary Insp MSB In Progress Insp MSB

N#: N289ND AcftType: ARRO Model: PA28R-201 Bill Meter: 6,277.4 A/F Tech: 4,691.8 Init

Part#	Serial#	Description	TSO	Total Time
PA28R-201	2844039	AIRFRAME (ARROW)	4,864.2	4,864.2
IO-360-C1C6	L2718951A	ENGINE (ARROW)	182.9	1,730.6
B2D34C213	993190	PROPELLER	248.6	5,099.9

PD	Problem / Discrepancy (PD)	ATA	CA	Corrective Action (CA)	ATA	ACC	Date	Hrs	OT	Tech	Insp
1	phase 1 insp. is due	0520	1		0520	N	6/07	5.0		SB	MSB
						N	6/7	3.5		CS	MSB
						N	6/7	3.0		RR	MSB

I certify that this aircraft has been inspected in accordance with Phase 1 inspection, including, as applicable a routine inspection of Engine, Propeller, Wings, Landing Gears and detailed inspection of Cabin, Fuselage, Empennage and was determined to be in airworthy condition, and is approved for return service

Certified Repair Station 0G5R092N

Authorized Signature: David F Baker

Date: 6/07/07

2	SB und 4 ELT "6" switch test is due	0400	1	performed "6" switch test no defects noted at this time	2560	W	6/7	.2		CS	MSB

INSPECTION SUPPLEMENT AND WORK ORDER

Reg#: (N) 289MD

Work Order #: 106190

PD	Problem Description (PD)	GAMA	CA	Corrective Action (CA)	GAMA	ACC	Date	Hrs	OT	Mech	Insp
3	SB uno 8 wing spar chafing is due	0400	1	No evidence of chafing noted upon visual insp	5700	N	6/07	.1		SB	MSB
4	AD 2002-26-01 fuel injection line insp. is due Date 1/31/03	0400	1	Inspected per MSB342E, no defects noted Next due: 4757.6	7310	N	6/07	.2		SB	MSB
5	SL1087 wing aft spar bolt torque ck. is due	0400	1	completed torque ck IAW SL1087 no defects noted at this time	5700	N	6/7	.2		e	MSB

INSPECTION SUPPLEMENT AND WORK ORDER Page 3 of 8

Reg#: (N) 289NV Work Order #: 1061148

PD	Problem Description (PD)	GAMA	CA	Corrective Action (CA)	GAMA	ACC	Date	Hrs	OT	Mech	Insp
6	induction air filters	0570	1	removed and replaced	7160	N	6/7	.2		[illegible]	MSB
	are due time			filter							
	change										
7	Prop bearings	61/00	1	filed prop	61/00	N	6/7	.4		[illegible]	MSB
8	Oil door hinge worn	7110	1	removed and	7110	N	6/7	.3		[illegible]	MSB
				replaced hinge							
				assy							

INSPECTION SUPPLEMENT AND WORK ORDER

Reg#: (N) 289ND

Work Order #: 1061190

PD	Problem Description (PD)	GAMA	CA	Corrective Action (CA)	GAMA	ACC	Date	Hrs	OT	Mech	Insp
9	Nose gear up stop cracked	3220	1	removed and replaced stop	3220	N	6/7	.2		[signature]	MSB
10	Rt fuel tank sump leaking	2810	1	removed and replaced sump	2810	N	6/7	.3		[signature]	MSB
11	Stab bushings have excessive play	2730	1	tighten R/H stab attach bolt. No play noticed	2730	N	6/7	.1		[signature]	MSB

INSPECTION SUPPLEMENT AND WORK ORDER Page 5 of 8

Reg#: (N) 289ND Work Order #: 1061190

PD	Problem Description (PD)	GAMA	CA	Corrective Action (CA)	GAMA	ACC	Date	Hrs	OT	Mech	Insp
12	Lt gear truss support has loose screws	3210	1	tightened screws	3210	N	6/7	.2		[signature]	MSB
13	Nose tire pressure low	3240	1	inflated tire to proper psi	1210	N	6/7	.1		[signature]	MSB
14	Battery box cover fastener corroded	2570	1	Replaced hardware	2570	N	6/7	.2		[signature]	MSB

INSPECTION SUPPLEMENT AND WORK ORDER

Reg#: (N) 289ND

Work Order #: 1061190

PD	Problem Description (PD)	GAMA	CA	Corrective Action (CA)	GAMA	ACC	Date	Hrs	OT	Mech	Insp
15	Flap handle dust cover broken	2510	1	Repaired w/duramix	2510	N	6/07	.1		SB	MSB
16	Pilots floor heat knob broken	2140	1	removed and replaced knob	2140	N	6/7	.2		CS	MSB
17	Stab cables both pulleys in aft spar cluster flat spotted	2730	1	Replaced both pulleys. Cleaned and lubed bushings upon reassembly	2730	N	6/07	.6		SB	MSB

INSPECTION SUPPLEMENT AND WORK ORDER Page 7 of 8

Reg#: (N) 208ND Work Order #: 1061190

PD	Problem Description (PD)	GAMA	CA	Corrective Action (CA)	GAMA	ACC	Date	Hrs	OT	Mech	Insp
18	Control columns dirty	2730	1	cleaned columns	2730	N	4/7	.1		CS	MSB
19	Co pilots seat back	2510	1	found roll pin	2510	N	4/7	.1		CS	MSB
	adjust rod won't move			rubbing re-positioned							
	full travel			pin							
20	Co-pilots seat back	2510	1	removed and	2510	N	4/7	.4		CS	MSB
	adjust spring broken			replaced spring							

INSPECTION SUPPLEMENT AND WORK ORDER

Reg#: (N) 289ND

Work Order #: 1061190

PD	Problem Description (PD)	GAMA	CA	Corrective Action (CA)	GAMA	ACC	Date	Hrs	OT	Mech	Insp
21	Insp Time	05 60	1	Inspected	05 60	N	6-7	1.0		MSB	MSB
				I certify the aircraft airframe, aircraft engine, propeller, or ~~appliance identified above was repaired and inspected~~ in accordance with current regulations of the Federal Aviation Administration with respect to the work performed and ~~found to be airworthy and is approved for return to service.~~ Certified Repair Station OG5R092N. Authorized Signature [signature] Date 6-7-07						

INSPECTION SUPPLEMENT AND WORK ORDER

Odegard School of Aerospace Sci
University of North Dakota
Grand Forks Intl. Airport
Mark Andrews Field
Grand Forks, ND 58202

WKO#: 1081347
Tech: SFB
Shop Code: F
Equip Code: A
Opened: 6/15/2007 21:16

OBTAIN ALL INITIALS BEFORE FILING

R/A ALS
Parts (opt!) _____
Date closed: 6/15/07

Customer: UND Acct#: 205922230 Preliminary Insp _____ In Progress Insp _____

N#: N289ND AcftType: ARRO Model: PA28R-201 Bill Meter: 5,298.9 A/F Tach: 4,710.0 Init SFB

Part#	Serial#	Description	TSO	Total Time
PA28R-201	2844039	AIRFRAME (ARROW)	4,882.4	4,882.4
IO-360-C1C6	L2718951A	ENGINE (ARROW)	201.1	1,748.8
B2D34C213	993190	PROPELLER	266.8	5,118.1

PD	Problem / Discrepancy (PD)	ATA	CA	Corrective Action (CA)	ATA	ACC	Date	Hrs	DT	Tech	Insp
1	ELT Antenna broken	2580	1	Replaced antenna. Scott F Baker A&P 2856702	2580	N	6/15	.5		SB	

INSPECTION SUPPLEMENT AND WORK ORDER

Odegard School of Aerospace Sci.
University of North Dakota
Grand Forks Intl. Airport
Mark Andrews Field
Grand Forks, ND 58202

WKO#: 1061415
Tech: SFB
Shop Code: F
Equip Code: A
Opened: 6/19/2007 19:45

OBTAIN ALL INITIALS BEFORE FILING

R/A 84
Parts (opt'l) 8mt

Date closed: 6/19/07

Customer: UND Acct#: 205922230 Preliminary Insp [initials] In Progress Insp [initials]

N#: N289ND AcftType: ARRO Model: PA28R-201 Bill Meter: 6,309.7 A/F Tach: 4,717.5 Init [initials]

Part#	Serial#	Description	TSO	Total Time
PA28R-201	2844039	AIRFRAME (ARROW)	4,889.9	4,889.9
IO-360-C1C6	L2718951A	ENGINE (ARROW)	206.6	1,756.3
B2D34C213	993190	PROPELLER	274.3	5,125.6

PD	Problem / Discrepancy (PD)	ATA	CA	Corrective Action (CA)	ATA	ACC	Date	Hrs	DT	Tech	Insp
1	Alternator failed	2400	1	Replaced brushes, checks OK on MX run-up	2400	N	6/19	1.0		[initials]	[initials]

I certify the aircraft airframe, aircraft engine, propeller, or appliance identified above was repaired and inspected in accordance with current regulations of the Federal Aviation Administration with respect to the work performed and found to be airworthy and is approved for return to service. Certified Repair Station OG5R092N.

Authorized Signature [signature]
Date 6/19/07

INSPECTION SUPPLEMENT AND WORK ORDER

Odegard School of Aerospace Sci.
University of North Dakota
Grand Forks Intl. Airport
Mark Andrews Field
Grand Forks, ND 58202

WKO# 1061454
Tech: MES
Shop Code: F
Equip Code: A
Opened: 6/21/2007 7:25

OBTAIN ALL INITIALS BEFORE FILING

R/A ALS
Parts (opt!) 8m1
Date closed: 6/21

Customer: UND Acct# 205922230 Preliminary Insp [signature] In Progress Insp [signature]

N#: N289ND AcftType: ARRO Model: PA28R-201 Bill Meter: 6,312.7 A/F Tach: 4,719.8 Init MES

Part#	Serial#	Description	TSO	Total Time
PA28R-201	2844039	AIRFRAME (ARROW)	4,892.2	4,892.2
IO-360-C1C6	L2718951A	ENGINE (ARROW)	210.9	1,758.6
B2D34C213	993190	PROPELLER	276.6	5,127.9

PD	Problem / Discrepancy (PD)	ATA	CA	Corrective Action (CA)	ATA	ACC	Date	Hrs	DT	Tech	Insp
1	Alternator inop	2430	1	Repaired broken wire, ops checks good	2480	M	6/21	1.2		MES	[signature]

I certify the aircraft airframe, aircraft engine, propeller, or appliance identified above was repaired and inspected in accordance with current regulations of the Federal Aviation Administration with respect to the work performed and found to be airworthy and is approved for return to service. Certified Repair Station OG5R092K.

Authorized Signature [signature]
Date 6/24/07

INSPECTION SUPPLEMENT AND WORK ORDER

Odegard School of Aerospace Sci.
University of North Dakota
Grand Forks Intl. Airport
Mark Andrews Field
Grand Forks, ND 58202

WKO#: 1061729
Tech: RMK
Shop Code: F
Equip Code: A
Opened: 7/3/2007 20:06

OBTAIN ALL INITIALS BEFORE FILING

R/A ALS
Parts (optl) _____
Date closed: 7-3-07

Customer: UND Acct#: 205922230 Preliminary Insp CLL In Progress Insp CLL

N#: N289ND AcftType: ARRO Model: PA28R-201 Bill Meter: 6,351.1 A/F Tach: 4,749.8 Init

Part#	Serial#	Description	TSO	Total Time
PA28R-201	2844039	AIRFRAME (ARROW)	4,922.2	4,922.2
IO-360-C1C6	L2718951A	ENGINE (ARROW)	240.9	1,788.6
B2D34C213	993190	PROPELLER	306.6	5,157.9

PD	Problem / Discrepancy (PD)	ATA	CA	Corrective Action (CA)	ATA	ACC	Date	Hrs	OT	Tech	Insp
1.	THROTTLE QUAD COVER BROKEN	76/10	1	REMOVED & REPLACED QUADRANT COVER	76/10	N	7/3	.8		RMK	CLL

I certify the aircraft airframe, aircraft engine, propeller, or appliance identified above was repaired and inspected in accordance with current regulations of the Federal Aviation Administration with respect to the work performed and found to be airworthy and is approved for return to service.
Certified Repair Station OG5R092N

Authorized Signature
Date 7-3-07

INSPECTION SUPPLEMENT AND WORK ORDER

Page 1 of 1

ool of Aerospace Sci.
f North Dakota
rks Intl. Airport
ndrews Field
d Forks, ND 58202

WKO#: 1055886
Tech: CEC
Shop Code: F
Equip Code: I
Opened: 10/3/2006 20:47

OBTAIN ALL INITIALS BEFORE FILING

R/A _____
Parts (opt'l) _____
Date closed: 10-3-06

Customer: UND Acct#: 224142235 Preliminary Insp [initials] In Progress Insp [initials]

N#: AcftType: Bill Meter: A/F Tach: Init _____

PD	Problem / Discrepancy (PD)	ATA	CA	Corrective Action (CA)	ATA	ACC	Date	Hrs	OT	Tech	Insp
1	Quadrant cover cracked. P/N 67232-046R SR# 1020586	25/10	1	Installed new face plate and placard	25/10	W	10/3	.3		[initials]	[initials]

I certify the aircraft airframe, aircraft engine, propeller, or appliance identified above was repaired and inspected in accordance with current regulations of the Federal Aviation Administration with respect to the work performed and found to be airworthy and is approved for return to service.
Certified Repair Station OG5R092N.

Authorized Signature [signature]
Date 10-3-06

INSPECTION SUPPLEMENT AND WORK ORDER

Odegard School of Aerospace Sci.
University of North Dakota
Grand Forks Intl. Airport
Mark Andrews Field
Grand Forks, ND 58202

WKO#: 1061750
Tech: ADC
Shop Code: F
Equip Code: A
Opened: 7/6/2007 8:30

OBTAIN ALL INITIALS BEFORE FILING

R/A
Parts (opt'l)
Date closed: 7-6-07

Customer: UND Acct#: 205922230 Preliminary Insp In Progress Insp

N#: N289ND AcftType: ARRO Model: PA28R-201 Bill Meter: 6,359.5 A/F Tach: 4,754.9 Init

Part#	Serial#	Description	TSO	Total Time
PA28R-201	2844039	AIRFRAME (ARROW)	4,927.3	4,927.3
IO-360-C1C6	L2718951A	ENGINE (ARROW)	246.0	1,793.7
B2D34C213	993190	PROPELLER	311.7	5,163.0

PD	Problem / Discrepancy (PD)	ATA	CA	Corrective Action (CA)	ATA	ACC	Date	Hrs	OT	Tech	Insp
1	Phase 2 Insp	05/50	1	Completed Phase 2 Insp.	05/50	N	7/6	4.5			
							7/6	4.5		DHJ	

I certify that this aircraft has been inspected in accordance with Phase 2 inspection, including, as applicable a routine inspection of Cabin, Fuselage, Empennage, Wings, Landing gr and detailed inspection of Engine, Propeller and was determined to be in airworthy condition, and is approved for return service.
Certified Repair Station 0G5R092N
Authorized Signature
Date 7-6-07

2	SB UND8 Wing Spar Checking	05/10	1	Inspected Tape no checking noted	05/10	N	7/6	.2			

INSPECTION SUPPLEMENT AND WORK ORDER Page 2 of 5

Reg#: (N) 289WD Work Order #: 1061730

PD	Problem Description (PD)	GAMA	CA	Corrective Action (CA)	GAMA	ACC	Date	Hrs	OT	Mech	Insp
3	AD 2002-26-01 Fuel Injection lines Insp. 1/31/03	04/00	1	Inspected Fuel Inj. lines No Defects noted at this time Next Due @ 487.6	04/00	N	7/6	.3			
4	SB 577 Sky-Tec Starters	05/10	1	N/A Sky-Tec Starter not installed	05/10	N	7/6	.1			

INSPECTION SUPPLEMENT AND WORK ORDER

Reg#: (N) 289WD

Work Order #: 1061752

PD	Problem Description (PD)	GAMA	CA	Corrective Action (CA)	GAMA	ACC	Date	Hrs	OT	Mech	Insp
5	Elec. Boost Pump Seal Leaking P/N 8120-G S/N 60903	73/10	1	Removed & Replaced Elec. Boost pump. Leak check and Ops check good P/N 8120-G S/N 66130	73/10	N	7/6	1.0		[illegible]	[illegible]
6	Both Fwd latches on Top Cowl Cracked	71/10	1	Removed & Replaced Both latches	71/10	N	7/6	.8		[illegible]	[illegible]
7	Prop Nicked	6/00	1	Filed Prop	6/00	N	7/6	.2		[illegible]	[illegible]

INSPECTION SUPPLEMENT AND WORK ORDER Page 4 of 5

Reg#: (N) 289ND Work Order #: 106750

PD	Problem Description (PD)	GAMA	CA	Corrective Action (CA)	GAMA	ACC	Date	Hrs	OT	Mech	Insp
8	Nose Gear Up Stop Bumper Torn	32/20	1	Removed & Replaced Upstop bumper & Adjusted	32/20	N	7/6	.5			
9	Heater Shroud Intake Tube Torn	71/20	1	Removed & Replaced Tube	71/20	N	7/6	.3			
10	Radiant Cover Mixture Stop broken	76/20	1	Removed & Replaced Cover	76/20	N	7/6	.3			

INSPECTION SUPPLEMENT AND WORK ORDER

Reg#: (N) 29ND

Work Order #: 106750

PD	Problem Description (PD)	GAMA	CA	Corrective Action (CA)	GAMA	ACC	Date	Hrs	OT	Mech	Insp
11	Inspection Time	05/60	1	Time	05/60	N	7/6	2.0		[illegible]	[illegible]

I certify the aircraft airframe, aircraft engine, propeller, or appliance identified above was repaired and inspected in accordance with current regulations of the Federal Aviation Administration with respect to the work performed and found to be airworthy and is approved for return to service.
Certified Repair Station OG5R092N

Authorized Signature [signature]
Date 7-6-07

1. Approving National Aviation Authority/Country: FAA/UNITED STATES	**AUTHORIZED RELEASE CERTIFICATE** FAA Form 8130-3, AIRWORTHINESS APPROVAL TAG	3. Form Tracking: R07-03
4. Organization Name and Address: B&S Aircraft Parts & Accessories, Inc., 1414 South Mosley, Wichita, KS 67211-3398, USA, Certificate Number NE2R028L		5. Work Order/Contract/Invoice Number: R07-03227

6. Item:	7. Description:	8. Part Number:	9. Eligibility:*	10. Quantity:	11. Serial/Batch Number:	12. Status/Work:
1	BOOST PUMP	8120-G	N/A	1	66130	OVERHAULED

13. Remarks:

Approval for Return to Service. Overhauled, reference Weldon manual #J-800096, Rev G, 2/16/04. B&S Aircraft Parts & Accessories, Inc. certifies that the work specified in Blocks 12 and 13 was carried out in accordance with EASA Part-145 and in respect to that work, the component is considered ready for release to service under EASA Part-145 Approval Number: EASA.145.4228. Full details held on work order R07-03227.

14. Certifies the items identified above were manufactured in conformity to: ☐ Approved design data and are in condition for safe operation ☐ Non-approved design data specified in Block 13		19. ☒ 14 CFR 43.9 Return to Service ☒ Other regulation specified in Block 13 Certifies that unless otherwise specified in Block 13, the work identified in Block 12 and described in Block 13 was accomplished in accordance with Title 14, Code of Federal Regulations, part 43 and in respect to that work, the items are approved for return to service.	
15. Authorized Signature:	16. Approval/Authorization Number:	20. Authorized Signature: Bryson L Voth	21. Approval/Certificate Number: **NE2R028L**
17. Name (Typed or Printed):	18. Date (m/d/y):	22. Name (Typed or Printed): Bryson L. Voth	23. Date (m/d/y): May/22/2007

User/Installer Responsibilities

It is important to understand that the existence of this document alone does not automatically constitute authority to install the part/component/assembly. Where the user/installer performs work in accordance with the national regulations of an airworthiness authority different than the airworthiness authority of the country specified in Block 1, it is essential that the user/installer ensures that his/her airworthiness authority accepts parts/components/assemblies from the airworthiness authority of the country specified in Block 1. Statements in Blocks 14 and 19 do not constitute installation certification. In all cases, aircraft maintenance records must contain an installation certification issued in accordance with the national regulations by the user/installer before the aircraft may be flown.

B&S Aircraft Parts & Accessories Inc.
1414 S. Mosley • Wichita, Kansas 67211-3387
(316) 264-2397 • FAX (316) 264-7898
FAA Certificate No. NE2R028L - Accessory Overhaul

Work Order No.

COMPLETED

Issued.: 5/14/2007
By.....: Bill Pitz
Request: 05/29/07

Invoice No:
Shipped...:
Sales Ord#:
Sales Amt.:

UNIVERSITY OF NORTH DAKOTA

Customer Number: UNI002
Ship Code: GRAN

Received Via	Purchase Order Number	Req	Packing Slip/Shipping Authorization No.	Itm	Customer's Part Number	Manufacturer's Part Number	Serial Number
UPS GROUND [X] Prepaid [ ] Collect	LETTER	2				8120-G	66130

Description	Qty	Prod Code	Itm	Manufacturer	Mfg Date	Cycles	Time Since Overhaul
BOOST PUMP	1	3181	2	WELDON PUMP		2939	

Description of Reason for Return
LEAKING FFROM DRAIN

Work Instructions
OHC'd, Reference Weldon Manual No. J-800096, Rev. G, 2-16-04,

Overhaul & Certify [X] Functional Test Only [ ] Repair and Certify [X] Accident Unit [ ]
Third Party Proc.. [ ] Merchandise Return.. [ ] Non-Certified Work [ ] Eval Only.... [ ]
Repair Cost Estimate Required? Yes [X] No [ ] OK I/A Modify [ ] Warr Request? [ ]

Special Work Instructions Not Outlined Above

Preliminary Inspection Record
ASSY. date decal reads 4Q05,
Initials: DWC
Date: 5-17-07

Hidden Damage Inspection Record
Motor + Rotor worn
Insert Checked OK.
Initials: DWC
Date: 5-17-07

Functional Test Results

Volts (D.C.)	Flow (P.P.H.)	Flow (G.P.H.)	Pressure (PSI)	Current (AMPS.)	Vacuum (In.HG.)	Seal Leak
14	365	58.1	14	4.25	26.5	0
	0		29	4.75		

Ran 1/4 hr. No Leaks

Certified Airworthy By: Bryan L Hoag — Certificate Number: 2488689 — Date: 5-22-07

Quality Control — Date: 5-22-07

1100 03/05

INSPECTION SUPPLEMENT AND WORK ORDER

Odegard School of Aerospace Sci.
University of North Dakota
Grand Forks Intl. Airport
Mark Andrews Field
Grand Forks, ND 58202

WKO#: 1062019
Tech: ADC
Shop Code: F
Equip Code: A
Opened: 7/20/2007 7:03

OBTAIN ALL INITIALS BEFORE FILING

R/A
Parts (optl)
Date closed: 7/20/07

Customer: UND Acct#: 205922230 Preliminary Insp In Progress Insp

N#: N289ND AcftType: ARRO Model: PA28R-201 Bill Meter: 6,421.5 A/F Tach: 4,803.4 Init

Part#	Serial#	Description	TSO	Total Time
PA28R-201	2844039	AIRFRAME (ARROW)	4,975.8	4,975.8
IO-360-C1C6	L2718951A	ENGINE (ARROW)	294.5	1,842.2
B2D34C213	993190	PROPELLER	360.2	5,211.5

PD	Problem / Discrepancy (PD)	ATA	CA	Corrective Action (CA)	ATA	ACC	Date	Hrs	OT	Tech	Insp
1	Phase 3 Insp. Due	05/00	1	Completed Phase 3 Insp	05/00	N	7/20	3.0		RWS	
						N	7/20	5.0		RWS	
						N	7/20	.6		RWS	

I certify that this aircraft has been inspected in accordance with Phase 3 Inspection, including, as applicable a routine inspection of Cabin, Fuselage, Empennage Engine, Propeller and detailed inspection of Wings Landing gear and was determined to be in airworthy condition, and is approved for return service.
Certified Repair Station 0G5R092N
Authorized Signature
Date 7/20/07

2	SB UND8 Wing Spar Chassing 7-15-05	05/12 04/00	1	Inspected IAW SB UND 8, no marks found on tapes. next Due: 4877.6	05/12 04/00	N	7/20	.1		RWS	

INSPECTION SUPPLEMENT AND WORK ORDER

Reg#: (N) 2894D

Work Order #: 1062019

PD	Problem Description (PD)	GAMA	CA	Corrective Action (CA)	GAMA	ACC	Date	Hrs	OT	Mech	Insp
3	SL 1087 Wing AFT Spar Bolt Check 3-30-05	05/12 04 00	1	checked torque TAW SL 1087, found o k Mech Rec: 4737.6	05/12 04 00	N	7/20	.2		RWS	
4	AD 2002-26-01 Fuel Inj lines 1/31/03	04/00	1	Inspected fuel Inj lines No Defects Noted Next due 4874.6	04/00	N	7/20	.2			
5	SB 1156 NLG Drag Link bolt Replacement NLG	05/12 04 00	1	Removed & Replaced NLG drag link bolt, no damage noted to bushings	05/12 04 00	N	7/20	.3		SE	

40-940

INSPECTION SUPPLEMENT AND WORK ORDER

Reg#: (N) 28WD

Work Order #: 1062019

PD	Problem Description (PD)	GAMA	CA	Corrective Action (CA)	GAMA	ACC	Date	Hrs	OT	Mech	Insp
6	Landing Lt Insp	37/40	1	Replaced light, ops ck OK	37/40	N	7/20	.2		RWS	
7	Elevator Trim Ind. Insp	55/10	1	Adjusted Indicator	55/10	N	7/20	.1		RWS	
8	Prop Nicked	61/60	1	Dressed Prop	61/60	N	7/20	.3		RWS	

INSPECTION SUPPLEMENT AND WORK ORDER

Reg#: (N) 289ND

Work Order #: 1062019

PD	Problem Description (PD)	GAMA	CA	Corrective Action (CA)	GAMA	ACC	Date	Hrs	OT	Mech	Insp
9	Bottom Cowling Plastic Bushings Worn	71/10	1	Replaced Bushings and Retainers	71/10	N	7/20	.3		Rus	
10	LH MLG Tire Worn	32/40	1	Removed & Replaced Tire	32/40	N	7/20	.5		Rus	
11	LH/RH MLG Brake Linings Worn	32/40	1	Removed & Replaced Linings	32/40	N	7/20	.4		Rus	

INSPECTION SUPPLEMENT AND WORK ORDER Page 5 of 6

Reg#: (N) 28WD Work Order #: 106219

PD	Problem Description (PD)	GAMA	CA	Corrective Action (CA)	GAMA	ACC	Date	Hrs	OT	Mech	Insp
12	RH Outboard Aileron Pulley Flatspotted	27/10	1	Removed; Replaced pulley Ops check good	27/10	N	7/20	.2			
13	LH Outboard Aileron Pulley Flatspotted	27/10	1	Removed; Replaced Pulley Ops check good	27/10	N	7/20	.2			
14	RH Aileron Outboard hinge Worn	55/10	1	Removed; Replaced Hinge Riveted IAW AC43.13-1B Chp 4 Sec 4 para 4-57	55/10	N	7/20	.7			

INSPECTION SUPPLEMENT AND WORK ORDER

Reg#: (N) 28ND

Work Order #: 10.2019

PD	Problem Description (PD)	GAMA	CA	Corrective Action (CA)	GAMA	ACC	Date	Hrs	OT	Mech	Insp
15	Nose Gear Up Stop Bumper Torn	30/30	1	Removed & Replaced Nose Gear Up Stop Ops check good	30/30	N	7/20	.3			
16	Inspection Time	05/60	1	Time	05/60	N	7/20	1.5			

I certify the aircraft airframe, aircraft engine, propeller, or appliance identified above was repaired and inspected in accordance with current regulations of the Federal Aviation Administration with respect to the work performed and found to be airworthy and is approved for return to service.
Certified Repair Station OQ5R092K

Authorized Signature

Date 7-20-20

Approving National Aviation Authority/Country: FAA/United States	2. **AUTHORIZED RELEASE CERTIFICATE** FAA Form 8130-3, AIRWORTHINESS APPROVAL TAG	3. Form Tracking: **7040/321**

Organization

Michelin Aircraft Tire Corp.
1305 Perimeter Road
Greenville, SC 29605

Michelin Siam Co.,Ltd.
57 Moo 6 Nongplakradee Rd.,
Nongplamore, Nongkhae, Saraburi 18140

5. Work Order, Contract, Invoice or Pick No: **DIDS7040N4**
0 Page Attached

Item:	7. Description:	8. Part Number:	9. Eligibility: *	10. Quantity:	11. Serial/Batch Number:	12. Status/Work:
1.	**6.00-6/6/120** Aircraft Tire	**072-314-0**	TSO Article N/A	1	**7028W00215**	New

Remarks. :

DIRECT SHIPMENT AUTHORIZATION

nited life parts must normally be accompanied by maintenance history including total time/total cycle/time since new.

Certifies the items identified above were manufactured in conformity to:

☒ Approved design data are in a condition for safe operation.
☐ Non-approved design data specified in Block 13.

19. ☐ 14 CFR 43.9 Return to Service ☐ Other regulation specified in Block

Certifies that unless otherwise specified in Block 13, the work identified in Block 12 and described in Block 13 was accomplished in accordance with Title 14, Code of Federal Regulations, part 43 and in respect to that work, the items are approved for return to service.

Authorized Signature:	16. Approval/Authorization No:	20. Authorized Signature:	21.Approval Certificate Number:
	DMIR 511237CE	NA	NA
Name (typed or printed): **M.Jittakorn Sukto**	18. Date: **30-Jan-07**	22. Name (typed or printed): NA	23. Date: NA

User/Installer Responsibilities

s important to understand that the existence of this Document alone does not automatically constitute authority to install the part/component/assembly.

here the user/installer performs work in accordance with the national regulations of an airworthiness authority different than the Airworthiness Authority of the country specified in ock 1, it is essential that the user/installer ensures that his/her airworthiness authority accepts part/components/assemblies from the airworthiness authority of the country specified in ock 1.

atements in Blocks 14 and 19 do not constitute installation certification. In all cases, aircraft maintenance records must contain an installation certification issued in accordance with e national regulations by the user/installer before the aircraft may be flown.

INSPECTION SUPPLEMENT AND WORK ORDER

Odegard School of Aerospace Sci.
University of North Dakota
Grand Forks Intl. Airport
Mark Andrews Field
Grand Forks, ND 58202

WKO#: 1062288
Tech: MES
Shop Code: F
Equip Code: A
Opened: 8/2/2007 18:22

OBTAIN ALL INITIALS BEFORE FILING

R/A _____
Parts (opt!) _____

Date closed: 8/2/07

Customer: UND Acct#: 205922230 Preliminary Insp _____ In Progress Insp _____

N#: N289ND AcftType: ARRO Model: PA28R-201 Bill Meter: 6,476.5 A/F Tach: 4,849.0 Init MES

Part#	Serial#	Description	TSO	Total Time
PA28R-201	2844039	AIRFRAME (ARROW)	5,021.4	5,021.4
IO-360-C1C6	L2716951A	ENGINE (ARROW)	340.1	1,887.8
B2D34C213	983190	PROPELLER	405.8	5,257.1

PD	Problem / Discrepancy (PD)	ATA	CA	Corrective Action (CA)	ATA	ACC	Date	Hrs	DT	Tech	Insp
1	Pilots left brake Pedal Spongy	3240	1	Bled brakes, ok checks good MES 265938AP	3240	N	8/2	.5		MES	

UNIVERSITY OF NORTH DAKOTA

Page 1 of 1

Odegard School of Aerospace Sc
University of North Dakota
Grand Forks Intl. Airport
Mark Andreas Field
Grand Forks, ND 58203

WO# 106251
Tech JEB
Shop Code F
Equip Code 3
Opened 8/14/2007 7:00

OBTAIN ALL INITIALS BEFORE FILING

RIA SM
Parts (opt) SM
Date closed 8/14/07

Customer UND Acct# 205922230 Preliminary Insp _____ In Progress Insp _____

N# N289ND AcftType ARRO Model PA28R-201 Bill Meter 8,487.8 A/F Tach. 4,568.8 Init JEB

Part#	Serial#	Description	TSO	Total Time
PA28R-201	2844090	AIRFRAME (ARROW)	5,029.2	5,029.2
IO-360-C1C6	L27169514	ENGINE (ARROW)	347.9	1,995.6
B2D34C213	993180	PROPELLER	413.6	5,264.9

PD	Problem / Discrepancy (PD)	ATA	CA	Corrective Action (CA)	ATA	ACC	Date	Hrs	DT	Tech	Insp
1	Oil door unlatched in flt.	71/10	1	Replaced door latch + hinge.	71/10	N	8/14	1.0		JEB	

A+P 5026471606

INSPECTION SUPPLEMENT AND WORK ORDER

Odegard School of Aerospace Sci.
University of North Dakota
Grand Forks Intl. Airport
Mark Andrews Field
Grand Forks, ND 58202

WKO#: 1062553
Tech: JWG
Shop Code: W
Equip Code: A
Opened: 8/22/2007 18:04

OBTAIN ALL INITIALS BEFORE FILING

R/A JWG
Parts (optl) JWG
Date closed: 8-22-07

Customer: UND Acct#: 205922230 Preliminary Insp _____ In Progress Insp _____

N#: N289ND AcftType: ARRO Model: PA28R-201 Bill Meter: 6,508.6 A/F Tach: 4,872.8 Init JWG

Part#	Serial#	Description	TSO	Total Time
PA28R-201	2844039	AIRFRAME (ARROW)	5,045.2	5,045.2
IO-360-C1C6	L2718951A	ENGINE (ARROW)	363.9	1,911.6
B2D34C213	993190	PROPELLER	429.6	5,280.9

PD	Problem / Discrepancy (PD)	ATA	CA	Corrective Action (CA)	ATA	ACC	Date	Hrs	OT	Tech	Insp
1	A/C ~~was~~ dirty	12 20	1	cleared A/C	12 20	N	8-22	1.0		JWG	
2	~~A/C needed to be~~ vacuumed	12 20	2	vacuumed A/C	12 20	N	8-22	.3		JWG	

INSPECTION SUPPLEMENT AND WORK ORDER

Odegard School of Aerospace Sci.
University of North Dakota
Grand Forks Intl. Airport
Mark Andrews Field
Grand Forks, ND 58202

WKO#: 1082563
Tech: SFB
Shop Code: F
Equip Code: A
Opened: 8/23/2007 14:40

OBTAIN ALL INITIALS BEFORE FILING

R/A
Parts (optl)

Date closed: 8/23/07

Customer: UND Acct#: 205922230 Preliminary Insp In Progress Insp

N#: N289ND AcftType: ARRO Model: PA28R-201 Bill Meter: 6,508.6 A/F Tach: 4,872.8 Init SB

Part#	Serial#	Description	TSO	Total Time
PA28R-201	2844039	AIRFRAME (ARROW)	5,045.2	5,045.2
IO-360-C1C6	L2718951A	ENGINE (ARROW)	363.9	1,911.6
B2D34C213	993190	PROPELLER	429.6	5,280.9

PD	Problem / Discrepancy (PD)	ATA	CA	Corrective Action (CA)	ATA	ACC	Date	Hrs	OT	Tech	Insp
1	Phase 4 insp due	0520	1		0520	N	8/23	2.0			
							8/23	4.0		SB	
	Compressions						8/23	2.0			
	#1 70/80			I certify that this aircraft has been inspected in accordance with Phase 4 inspection, including, as applicable a routine inspection of Cabin, Fuselage, Empennage, Wings, Landing Gears and detailed inspection of Engine and Propeller and was determined to be in airworthy condition, and is approved for return service							
	#2 70/80										
	#3 70/80										
	#4 70/80			Certified Repair Station 0G5R092N							
				Authorized Signature Scott E Baker							
				Date 8/23/07							
2	AD 2002-26-01	0400	1	Inspected IAW	7310	N	8/23	.4		SB	
	Fuel inj line AD			MSB 342E, no defects							
	due Date 1/31/03			noted. Next due:							
				4937.6							
3	UND SBB Wing	0400	1	Visual insp revealed	5700	N	8/23	.2		SB	
	Spar chafing insp			no chafing.							
	due										

INSPECTION SUPPLEMENT AND WORK ORDER Page 2 of 6

Reg#: (N) 289ND Work Order #: 1062563

PD	Problem Description (PD)	GAMA	CA	Corrective Action (CA)	GAMA	ACC	Date	Hrs	OT	Mech	Insp
4	Induction air filters due time change	0510	1	Replaced w/ new BA10 filter. Next due 5072.8	7160	N	8/23	.3		SB	
5	Mixture stop stuck inside guadrant cover	7600	1	Repositioned stop	7600	N	8/23	.1		SB	
6	Both magneto external timing set @ 25°	7410	1	Set to engine data plate specs	7410	N	8/23	.3		SB	

INSPECTION SUPPLEMENT AND WORK ORDER

Reg#: (N) 289ND

Work Order #: 102563

PD	Problem Description (PD)	GAMA	CA	Corrective Action (CA)	GAMA	ACC	Date	Hrs	OT	Mech	Insp
7	Lt mag gasket torn	7410	1	Replaced gasket, externally timed to engine, leak check OK	7410	N	8/23	.4		SB	
8	Oil drain won't seat	7910	1	Removed & replaced oil drain, safetied leak check OK	7910	N	8/23	.3			
9	Nose tire worn	3240	1	REMOVED & REPLACED NOSE TIRE	3240	N	8/23	.4			

INSPECTION SUPPLEMENT AND WORK ORDER

Reg#: (N) 289ND

Work Order #: 1062563

PD	Problem Description (PD)	GAMA	CA	Corrective Action (CA)	GAMA	ACC	Date	Hrs	OT	Mech	Insp
10	Nose strut damaged	3220	1	Removed N/G assy	3220	N	8/23	1.0		GB	
				from acft, disassembled,			8/23	1.0		GB	
				removed defective shim,							
				reassembled, checked							
				alignment, reinstalled							
				assy, retraction checked.							
11	Rt main tire worn	3240	1	REMOVED & REPLACED	3240	N	8/23	.5			
				RT TIRE							

INSPECTION SUPPLEMENT AND WORK ORDER

Reg#: (N) 289ND

Work Order #: 1062883

	PD	Problem Description (PD)	GAMA	CA	Corrective Action (CA)	GAMA	ACC	Date	Hrs	OT	Mech	Insp
12	~~13~~	Alternator belt tension too low	2400	1	tightened tension to within specs. and re-satetied	2400	N	8/23	.3		[signature]	[signature]
13	~~14~~	#2 fwd baffle cracked	7230	1	stop drilled crack	7230	N	8/23	.1		[signature]	[signature]
14	~~15~~	Prop nicked	6100	1	dressed prop	6100	N	8/23	.3		[signature]	[signature]

INSPECTION SUPPLEMENT AND WORK ORDER

Page 6 of 6

Reg#: (N) 289ND

Work Order #: 106263

	PD	Problem Description (PD)	GAMA	CA	Corrective Action (CA)	GAMA	ACC	Date	Hrs	OT	Mech	Insp
15	16	Battery box brackets corroded	2570	1	Cleaned and neutralized battery box brackets.	2570	N	8/23	.2		SB	
16	17	Lt MLG assist spring bracket worn	3210	1	Removed and replaced bracket	3210	N	8/23	.6		SB	
17	18	Insp time	05/60	1	Time	05/60	N	8/23	1.8			

I certify the aircraft airframe, aircraft engine, propeller, or appliance identified above was repaired and inspected in accordance with current regulations of the Federal Aviation Administration with respect to the work performed and found to be airworthy and is approved for return to service.
Certified Repair Station ~~OG5R092N~~.

Authorized Signature

Date 8-23-07

1. Approving National Aviation Authority/Country:	2.	3. Form Tracki
FAA/United States	**AUTHORIZED RELEASE CERTIFICATE** **FAA Form 8130-3, AIRWORTHINESS APPROVAL TAG**	7122/253

4. Organization	5. Work Order, Contract, Invoice or Pick No:
Michelin Aircraft Tire Corp. 1305 Perimeter Road Greenville, SC 29605 Michelin Siam Co.,Ltd. 57 Moo 6 Nongplakradee Rd., Nongplamore, Nongkhae, Saraburi 18140	**DIDS7122N4** 0 Page Attached

6. Item:	7. Description:	8. Part Number:	9. Eligibility: *	10. Quantity:	11. Serial/Batch Number:	12. Status/Work:
1.	**6.00-6/6/120** Aircraft Tire	**072-314-0**	TSO Article N/A	1	**7084W00229**	New

13. Remarks. :

DIRECT SHIPMENT AUTHORIZATION

Limited life parts must normally be accompanied by maintenance history including total time/total cycle/time since new.

14. Certifies the items identified above were manufactured in conformity to:	19 ☐ 14 CFR 43.9 Return to Service ☐ Other regulation specified in Block Certifies that unless otherwise specified in Block 13, the work identified in Block 12 and described in Block 13 was accomplished in accordance with Title 14, Code of Federal Regulations, part 43 and in respect to that work, the items are approved for return to service.
☒ Approved design data are in a condition for safe operation. ☐ Non-approved design data specified in Block 13.	

15. Authorized Signature:	16. Approval/Authorization No:	20. Authorized Signature:	21.Approval Certificate Number:
	DMIR 511237CE	NA	NA
17. Name (typed or printed):	18. Date:	22. Name (typed or printed):	23. Date:
M.Jittakorn Sukto	**27-Mar-07**	NA	NA

User/Installer Responsibilities

It is important to understand that the existence of this Document alone does not automatically constitute authority to install the part/component/assembly.

Where the user/installer performs work in accordance with the national regulations of an airworthiness authority different than the Airworthiness Authority of the country specified in Block 1, it is essential that the user/installer ensures that his/her airworthiness authority accepts part/components/assemblies from the airworthiness authority of the country specified in Block 1.

Statements in Blocks 14 and 19 do not constitute installation certification. In all cases, aircraft maintenance records must contain an installation certification issued in accordance with the national regulations by the user/installer before the aircraft may be flown.

AUTHORIZED RELEASE CERTIFICATE

FAA Form 8130-3, AIRWORTHINESS APPROVAL TAG

1. Approving National Aviation Authority/Country:	2.	3. Form Tracking
FAA/United States		7064/184

4. Organization		5. Work Order, Contract, Invoice or Pick No:
Michelin Aircraft Tire Corp. 1305 Perimeter Road Greenville, SC 29605	Michelin Siam Co.,Ltd. 57 Moo 6 Nongplakradee Rd., Nongplamore, Nongkhae, Saraburi 18140	**DIDS7064N4** 0 Page Attached

6. Item:	7. Description:	8. Part Number:	9. Eligibility: *	10. Quantity:	11. Serial/Batch Number:	12. Status/Work:
1.	**5.00-5/6/120** Aircraft Tire	**072-312-0**	TSO Article N/A	1	**7041W00161**	New

13. Remarks. : **DIRECT SHIPMENT AUTHORIZATION**

Limited life parts must normally be accompanied by maintenance history including total time/total cycle/time since new.

14. Certifies the items identified above were manufactured in conformity to:

- ☒ Approved design data are in a condition for safe operation.
- ☐ Non-approved design data specified in Block 13.

19. ☐ 14 CFR 43.9 Return to Service ☐ Other regulation specified in Block

Certifies that unless otherwise specified in Block 13, the work identified in Block 12 and described in Block 13 was accomplished in accordance with Title 14, Code of Federal Regulations, part 43 and in respect to that work, the items are approved for return to service.

15. Authorized Signature:	16. Approval/Authorization No:	20. Authorized Signature:	21. Approval Certificate Number:
	DMIR 511237CE	NA	NA
17. Name (typed or printed):	**18. Date:**	**22. Name (typed or printed):**	**23. Date:**
M.Jittakorn Sukto	**14-Feb-07**	NA	NA

User/Installer Responsibilities

It is important to understand that the existence of this Document alone does not automatically constitute authority to install the part/component/assembly.

Where the user/installer performs work in accordance with the national regulations of an airworthiness authority different than the Airworthiness Authority of the country specified in Block 1, it is essential that the user/installer ensures that his/her airworthiness authority accepts part/components/assemblies from the airworthiness authority of the country specified in Block 1.

Statements in Blocks 14 and 19 do not constitute installation certification. In all cases, aircraft maintenance records must contain an installation certification issued in accordance with the national regulations by the user/installer before the aircraft may be flown.

INSPECTION SUPPLEMENT AND WORK ORDER

Odegard School of Aerospace Sci.
University of North Dakota
Grand Forks Intl. Airport
Mark Andrews Field
Grand Forks, ND 58202

WKO#: 1062863
Tech: CME
Shop Code: F
Equip Code: A
Opened: 8/28/2007 17:55

OBTAIN ALL INITIALS BEFORE FILING

R/A
Parts (optl)
Date closed: 8-28-07

Customer: UND Acct#: 205922230 Preliminary Insp Inspection Progress Insp

N#: N289ND AcftType: ARRO Model: PA28R-201 Bill Meter: 6,525.4 A/F Tach: 4,885.3 Init

Part#	Serial#	Description	TSO	Total Time
PA28R-201	2844039	AIRFRAME (ARROW)	5,057.7	5,057.7
IO-360-C1C6	L2718951A	ENGINE (ARROW)	376.4	1,924.1
B2D34C213	993190	PROPELLER	442.1	5,293.4

PD	Problem / Discrepancy (PD)	ATA	CA	Corrective Action (CA)	ATA	ACC	Date	Hrs	OT	Tech	Insp
1	Right front Cowling latch broken	78 10	1	Replaced Cowling latch	78 10	N	8/28	.5		CME	
2	parking break Stuck on	32 40	1	released parking break	32 40	N	8/28	.3		CME	

I certify the aircraft airframe, aircraft engine, propeller, or appliance identified above was repaired and inspected in accordance with current regulations of the Federal Aviation Administration with respect to the work performed and found to be airworthy and is approved for return to service.
Certified Repair Station OG5R092N.

Authorized Signature
Date 8-28-07

INSPECTION SUPPLEMENT AND WORK ORDER

Odegard School of Aerospace Sci.
University of North Dakota
Grand Forks Intl. Airport
Mark Andrews Field
Grand Forks, ND 58202

WKO#: 1063009
Tech: CME
Shop Code: F
Equip Code: A
Opened: 9/11/2007 15:22

OBTAIN ALL INITIALS BEFORE FILING

R/A BY
Parts (opt) ____
Date closed: 9-11-07

BY

Customer: UND Acct#: 205922230 Preliminary Insp ____ In Progress Insp ____

N#: N289ND AcftType: ARRO Model: PA28R-201 Bill Meter: 6,562.1 A/F Tach: 4,913.2 Init ____

Part#	Serial#	Description	TSO	Total Time
PA28R-201	2844039	AIRFRAME (ARROW)	5,085.6	5,085.6
IO-360-C1C6	L2718951A	ENGINE (ARROW)	404.3	1,952.0
B2D34C213	993190	PROPELLER	470.0	5,321.3

PD	Problem / Discrepancy (PD)	ATA	CA	Corrective Action (CA)	ATA	ACC	Date	Hrs	OT	Tech	Insp
	Brought Up In ERROR						9/11	0.0		MNK	

INSPECTION SUPPLEMENT AND WORK ORDER

Page 1 of 1

Odegard School of Aerospace Sci.
University of North Dakota
Grand Forks Intl. Airport
Mark Andrews Field
Grand Forks, ND 58202

WKO#: 1062759
Tech: JEB
Shop Code: F
Equip Code: A
Opened: 9/2/2007 15:02

OBTAIN ALL INITIALS BEFORE FILING

R/A JEB
Parts (optl) _____
Date closed: 9/2/07

Customer: UND Acct#: 205922230 Preliminary Insp _____ In Progress Insp _____

N#: N289ND AcftType: ARRO Model: PA28R-201 Bill Meter: 6,545.7 A/F Tach: 4,900.4 Init JEB

Part#	Serial#	Description	TSO	Total Time
PA28R-201	2844039	AIRFRAME (ARROW)	5,072.8	5,072.8
IO-360-C1C6	L2718951A	ENGINE (ARROW)	391.5	1,939.2
B2D34C213	993190	PROPELLER	457.2	5,308.5

PD	Problem / Discrepancy (PD)	ATA	CA	Corrective Action (CA)	ATA	ACC	Date	Hrs	OT	Tech	Insp
1	R/H gear down lock spring broken.	32 30	1	Replaced spring. Joseph Richard A+P 502641606	32 30	N	9 2	.5		JEB	

INSPECTION SUPPLEMENT AND WORK ORDER

Odegard School of Aerospace Sci.
University of North Dakota
Grand Forks Intl. Airport
Mark Andrews Field
Grand Forks, ND 58202

WKO#: 1063167
Tech: SFB
Shop Code: F
Equip Code: A
Opened: 9/18/2007 20:59

OBTAIN ALL INITIALS BEFORE FILING

R/A
Parts (opti)
Date closed: 9.18.07

Customer: UND Acct#: 205922230 Preliminary Insp Final Insp

N#: N289ND AcftType: ARRO Model: PA28R-201 Bill Meter: 8,576.2 A/F Tach: 4,923.9 Init

Part#	Serial#	Description	TSO	Total Time
PA28R-201	2844039	AIRFRAME (ARROW)	5,098.3	5,098.3
IO-360-C1C6	L2718951A	ENGINE (ARROW)	415.0	1,962.7
B2D34C213	993190	PROPELLER	480.7	5,332.0

PD	Problem / Discrepancy (PD)	ATA	CA	Corrective Action (CA)	ATA	ACC	Date	Hrs	OT	Tech	Insp
1.	LANDING LIGHT INOP	3346	1	REMOVED & REPLACED LANDING LIGHT OPS CK GOOD	3346	N	9/18	.3			
2.	LT REC LIGHT INOP	3346	1	REMOVED & REPLACED LT REC LIGHT OPS CK GOOD	3346	N	9/18	.3			

I certify the aircraft airframe, aircraft engine, propeller, or appliance identified above was repaired and inspected in accordance with current regulations of the Federal Aviation Administration with respect to the work performed and found to be airworthy and is approved for return to service.
Certified Repair Station OG5R092N.

Authorized Signature
Date 9-18-07

INSPECTION SUPPLEMENT AND WORK ORDER

Odegard School of Aerospace Sci.
University of North Dakota
Grand Forks Intl. Airport
Mark Andrews Field
Grand Forks, ND 58202

WKO#: 1063226
Tech: KLH
Shop Code: W
Equip Code: A
Opened: 9/20/2007 11:30

OBTAIN ALL INITIALS BEFORE FILING

R/A KLH
Parts (opt'l) KLH

Date closed: 9/20/07 KLH

Customer: UND Acct#: 205922230 Preliminary Insp _____ In Progress Insp _____

N#: N288ND AcftType: ARRO Model: PA28R-201 Bill Meter: 6,580.9 A/F Tach: 4,927.5 Init _____

Part#	Serial#	Description	TSO	Total Time
PA28R-201	2844038	AIRFRAME (ARROW)	5,099.9	5,099.9
IO-360-C1C6	L2718951A	ENGINE (ARROW)	418.6	1,966.3
B2D34C213	993190	PROPELLER	484.3	5,335.6

PD	Problem / Discrepancy (PD)	ATA	CA	Corrective Action (CA)	ATA	ACC	Date	Hrs	DT	Tech	Insp
1	Aircraft needs to be washed	1220	1	Washed aircraft	1220	N	9/20	1.5		KLH	

INSPECTION SUPPLEMENT AND WORK ORDER

Odegard School of Aerospace Sc
University of North Dakota
Grand Forks Intl. Airport
Mark Andrews Field
Grand Forks, ND 58202

WKO# 1083233
Tech: SFB
Shop Code: F
Equip Code: A
Opened: 9/20/2007 14:55

OBTAIN ALL INITIALS BEFORE FILING

R/A
Parts (opt)
Date closed: 9/20/07

Customer: UND Acct#: 205922230 Preliminary Insp Inspector In Progress Insp

N#: N289ND AcftType: ARRO Model: PA28R-201 Bill Meter: 6,580.9 A/F Tach: 4,927.5 Init: SB

Part#	Serial#	Description	TSO	Total Time
PA28R-201	2844039	AIRFRAME (ARROW)	5,099.9	5,099.9
IO-360-C1C6	L2718951A	ENGINE (ARROW)	418.8	1,986.3
B2D34C213	983190	PROPELLER	484.3	5,335.6

PD	Problem / Discrepancy (PD)	ATA	CA	Corrective Action (CA)	ATA	ACC	Date	Hrs	DT	Tech	Insp
1	Phase 1 insp due	0520	1		0520	N	9/20	5.3		SB	

I certify that this aircraft has been inspected in accordance with Phase 1 insp inspection, including, as applicable a routine inspection of ~~Engine, Propeller, Wings, Landing~~ Gear and detailed inspection of Cabin, Fuselage, Empennage and was determined to be in airworthy condition, and is approved for return service
Certified Repair Station 0G5R092N
Authorized Signature Scott E Bah
Date 9/20/07

2	AD 2002-26-01 Fuel inj lines due Date: 1/31/03	0400	1	Inspected per MSB 342E. No defects noted. Next due: 4997.6	7310	N	9/20	.2		SB	
3	SB UND 4 ELT 'G' Switch due	0400	1	ELT failed. ~~System~~ (SB) ~~MEL'd, part on order.~~ ~~ELT removed from acft.~~ See PD #10	2560	N	9/20	.1		SB	

INSPECTION SUPPLEMENT AND WORK ORDER Page 2 of 5

Reg#: (N) 289ND Work Order #: 3063233

PD	Problem Description (PD)	GAMA	CA	Corrective Action (CA)	GAMA	ACC	Date	Hrs	OT	Mech	Insp
4	SB UND 8 Wing Spar chafing due	0400	1	Visual insp revealed no chafing.	5700	N	9/20	.2		SB	
5	SL 1087 Wing aft spar bolt torque check due	0400	1	Bolts meet torque specifications	5700	N	9/20	.2		SB	
6	Instrument filters due time change	0510	1	Removed and replaced primary and relief filters	3710	N	9/20	.5		SB	

INSPECTION SUPPLEMENT AND WORK ORDER Page 3 of 5

Reg#: (N) 289ND Work Order #: 1063233

PD	Problem Description (PD)	GAMA	CA	Corrective Action (CA)	GAMA	ACC	Date	Hrs	OT	Mech	Insp
7	Post light over heater controls is missing	3310	1	Installed new cover and bulb, checks OK	3310	N	9/20	.2		SB	
8	Aux vac on light doesn't illuminate when it should	3700	1	Canned pres switch from N384ND WO 1063100 P#2. Inspected for serviceability, installed. Checks OK	3700	Z	9/20	.7		SB	
9	Prop governor lever very stiff	6120	1	Lubed cable, checks OK	6120	N	9/20	.5		SB	

INSPECTION SUPPLEMENT AND WORK ORDER

Reg#: (N) 289ND

Work Order #: 1063233

PD	Problem Description (PD)	GAMA	CA	Corrective Action (CA)	GAMA	ACC	Date	Hrs	OT	Mech	Insp
10	ELT failed 'G' switch	2560	1	Canned ELT 110-4 S/N	2560	~~Z~~ ~~AJ~~	9/20	.7		SB	
	test			70736 from N384ND							
	ELT 110 #4			WO 1063106 PD#3.							
	S/N 63039			Inspected for servicability Battery		Due MNS	2/26/09				
				This ELT was inspected in accordance with applicable manufacturer's instruction of FAA notice A8150-3 and found to meet the requirements of FAR 91.207 (d).							
				ELT Model ELT 110-4 ELT S/N # 70736							
				ELT Test Date Sep 20 07							
				Authorized Signature Scott Baker Certified Repair Station OG5R092N							
11	Prop nicked	6100	1	Dressed prop	6100	N	9/20	.2		DTL	
							9/20	.1		SB	
12	Nose gear torque link	3220	1	Replaced cotter pin	3220	N	9/20	.2		~~DTL~~ DTL	
	cotter pin broken						9/20	.1		SB	

INSPECTION SUPPLEMENT AND WORK ORDER

Reg#: (N) 289ND

Work Order #: 1063233

PD	Problem Description (PD)	GAMA	CA	Corrective Action (CA)	GAMA	ACC	Date	Hrs	OT	Mech	Insp
13	Cabin door lower	2510	1	Tightened Lower Cabin	2510	N	9/20	.5		DTL	
	hinge loose			Door hinge screws		N	9/20	.1		.BB	
14	Co-pilots seat back	2510	1	Repositioned roll pin,	2510	N	9/20	.2		BB	
	recline lever stuck			operates normally							
15	Inspectors time	05/60	1	time	05/60	N	9/20	1.5			

I certify the aircraft airframe aircraft engine, propeller, or ~~appliance identified above~~ was repaired and inspected in accordance with current regulations of the Federal Aviation Administration with respect to the work performed and found to be airworthy and ~~is approved for return to service.~~

Certified Repair Station OG5R092N

Authorized Signature

Date 9-20-07

INSPECTION SUPPLEMENT AND WORK ORDER

Odegard School of Aerospace Sci.
University of North Dakota
Grand Forks Intl. Airport
Mark Andrews Field
Grand Forks, ND 58202

WKO#: 1063277
Tech: MSB
Shop Code: F
Equip Code: A
Opened: 9/23/2007 9:26

OBTAIN ALL INITIALS BEFORE FILING

R/A 84
Parts (opt'l) 4

84

Date closed: 9-23-07

Customer: UND Acct#: 205922230 Preliminary Insp _____ In Progress Insp _____

N#: N289ND AcftType: ARRO Model: PA28R-201 Bill Meter: 6,591.8 A/F Tach: 4,936.6 Init MSB

Part#	Serial#	Description	TSO	Total Time
PA28R-201	2844039	AIRFRAME (ARROW)	5,108.0	5,108.0
IO-360-C1C6	L2718951A	ENGINE (ARROW)	426.7	1,974.4
B2D34C213	993190	PROPELLER	492.4	5,343.7

PD	Problem / Discrepancy (PD)	ATA	CA	Corrective Action (CA)	ATA	ACC	Date	Hrs	DT	Tech	Insp
1	During preflight when batt master switch was turned on a strange/loud grinding came from under cowl	71 00	1	could not duplicate discrep. inspected under cowl no defects noted Mark Bradley A&P 2011709661	71 00	N	9-23	.5		MSB	

INSPECTION SUPPLEMENT AND WORK ORDER

Odegard School of Aerospace Sci
University of North Dakota
Grand Forks Intl. Airport
Mark Andrews Field
Grand Forks, ND 58202

WKO# 1063392
Tech: CME
Shop Code: F
Equip Code: A
Opened: 9/27/2007 16:24

OBTAIN ALL INITIALS BEFORE FILING

R/A 84
Parts (opt'l) 84

Date closed: 9-27-07

Customer: UND Acct# 205922230 Preliminary Insp [initials] In Progress Insp [initials]

N#: N288ND AcftType: ARRO Model: PA28R-201 Bill Meter: 6,605.4 A/F Tach: 4,946.2 Init: ac

Part#	Serial#	Description	TSO	Total Time
PA28R-201	2844038	AIRFRAME (ARROW)	5,118.6	5,118.6
IO-360-C1C6	L2718951A	ENGINE (ARROW)	437.3	1,985.0
B2D34C213	993190	PROPELLER	503.0	5,364.3

PD	Problem / Discrepancy (PD)	ATA	CA	Corrective Action (CA)	ATA	ACC	Date	Hrs	DT	Tech	Insp
1	Starter motor would not engage	80 10	1	Lubed Starter bendix gpr Check good	80 10	N	9/27	.5		CME	

Authorized Signature
Date

I certify the aircraft airframe, aircraft engine, propeller, or appliance identified above was repaired and inspected in accordance with current regulations of the Federal Aviation Administration with respect to the work performed and found to be airworthy and is approved for return to service. Certified Repair Station OG5R092N.

Authorized Signature
Date 9-27-07

INSPECTION SUPPLEMENT AND WORK ORDER

Odegard School of Aerospace Sci.
University of North Dakota
Grand Forks Intl. Airport
Mark Andrews Field
Grand Forks, ND 58202

WKO#: 1063908
Tech: SJS
Shop Code: W
Equip Code: A
Opened: 10/22/2007 9:38

OBTAIN ALL INITIALS BEFORE FILING

R/A _____
Parts (optl) _____
Date closed: 10/22

Customer: UND Acct#: 205922230 Preliminary Insp _____ In Progress Insp _____

N#: N289ND AcftType: ARRO Model: PA28R-201 Bill Meter: 8,664.9 A/F Tach: 4,992.2 Init _____

Part#	Serial#	Description	TSO	Total Time
PA28R-201	2844039	AIRFRAME (ARROW)	5,164.6	5,164.6
IO-360-C1C6	L2718951A	ENGINE (ARROW)	483.3	2,031.0
B2D34C213	993190	PROPELLER	549.0	5,400.3

PD	Problem / Discrepancy (PD)	ATA	CA	Corrective Action (CA)	ATA	ACC	Date	Hrs	OT	Tech	Insp
1	Needs cleaning	1220	1	cleaned	1220	N	10/22	1.5		SJS	

INSPECTION SUPPLEMENT AND WORK ORDER

Odegard School of Aerospace Sci.
University of North Dakota
Grand Forks Intl. Airport
Mark Andrews Field
Grand Forks, ND 58202

WKO#: 1063924
Tech: HCJ
Shop Code: F
Equip Code: A
Opened: 10/22/2007 14:47

OBTAIN ALL INITIALS BEFORE FILING

R/A 84
Parts (optl) 1

84

Date closed: 10-22-07

Customer: UND Acct#: 205922230 Preliminary Insp Ord In Progress Insp Ord

N#: N289ND AcftType: ARRO Model: PA28R-201 Bill Meter: 6,664.9 A/F Tach: 4,992.2 Init HCJ

Part#	Serial#	Description	TSO	Total Time
PA28R-201	2844039	AIRFRAME (ARROW)	5,164.6	5,164.6
IO-360-C1C6	L2718951A	ENGINE (ARROW)	483.3	2,031.0
B2D34C213	993190	PROPELLER	549.0	5,400.3

PD	Problem / Discrepancy (PD)	ATA	CA	Corrective Action (CA)	ATA	ACC	Date	Hrs	OT	Tech	Insp
1	Requires Phase Two (2) Inspection	05 20	1	Completed Phase Two (2) Inspection	05 20	N	10/22	6.5		HCJ	
							10/22	6.0		CLB	
				I certify that this aircraft has been inspected in accordance with Phase Two (2) inspection, including, as applicable a detailed inspection of Fuselage, Spar, Empennage, Wing, Main Landing Gear and detailed inspection of Engine and Propeller and was determined to be in airworthy condition, and is approved for return service. Certified Repair Station 0G6R092N. Authorized Signature [signature] Date October 22, 2007						
2	Requires UND SB 8 Wing Spar Chaffing	04 00	1	Inspected for wing spar chaffing. No damage noted.	04 00	N	10/22	0.2		HCJ	
3	Requires ~~SL108-1~~ HCJ AD 2002-26-01 Fuel Injection Lines Insp. Rev date 1-31-03	04 00	1	Inspected IAW SB 342E. No defects noted.	04 00	N	10/22	0.2		HCJ	

INSPECTION SUPPLEMENT AND WORK ORDER Page 2 of 4

Reg#: (N) N289ND Work Order #: 1063924

PD	Problem Description (PD)	GAMA	CA	Corrective Action (CA)	GAMA	ACC	Date	Hrs	OT	Mech	Insp
4	LEFT MAIN LANDING GEAR	32 40	1	Installed New Brake	32 40	N	10/22	.4		CLB	
	BRAKE PADS WORN			Pads on Left		N	10/22	0.1		HCS	
	BEYOND LIMITS			Main Gear							
5	RIGHT MAIN LANDING GEAR	32 40	1	Installed New Brake	32 40	N	10/22	.4		CLB	
	BRAKE PADS WORN			Pads on Right		N	10/22	0.1		HCS	
	BEYOND LIMITS.			Main Gear							
6	PROPELLER HAS MINOR	61 00	1	DRESSED PROPELLER	61 00	N	10/22	0.2		HCS	
	NICKS AND SCRATCHES.										

INSPECTION SUPPLEMENT AND WORK ORDER

Reg#: (N) N289ND

Work Order #: 1063924

PD	Problem Description (PD)	GAMA	CA	Corrective Action (CA)	GAMA	ACC	Date	Hrs	OT	Mech	Insp
7	CONTROL YOKES ARE	27 00	1	CLEANED CONTROL	27 00	N	10/22	0.2		HCS	
	STICKY.			YOKES							
8	SHOULDER BELT FOR	25 20	1	Removed and Replaced	25 20	N	10/22	.5		CLB	
	RIGHT REAR PASSENGER			Shoulder harness and	25 20	N	10/22	0.2		HCS	
	(Co-PilotsRearSeat)			lap Belt in Right							
	IS FRAYED AND WORN			Rear seat							
9	NOSE LANDING GEAR	32 20	1	Removed & replaced	32 20	N	10/22	.3			
	UP-STOP CUSHION IS			up-stop		N	10/22	0.1		HCS	
	TORN AND WORN.										

INSPECTION SUPPLEMENT AND WORK ORDER

Reg#: (N) N289ND

Work Order #: 1063924

PD	Problem Description (PD)	GAMA	CA	Corrective Action (CA)	GAMA	ACC	Date	Hrs	OT	Mech	Insp
10	Cowl Bushing	71/10	1	Installed New	71/10	N	10/22	.1		CLB	
	is worn			Cowl pin Bushing		N	10/22	0.1		HCS	
11	INSPECTION TIME	05/60	1	INSPECTOR TIME	05/60	N	10/22	2.0			

I certify the aircraft airframe, aircraft engine, propeller, or appliance identified above was repaired and inspected in accordance with current regulations of the Federal Aviation Administration with respect to the work performed and found to be airworthy and is approved for return to service.
Certified Repair Station OG5R092N

Authorized Signature

Date 10-22-07

DAVIS RESTRAINT SYSTEMS, INC.

AT 818 DAVIS

DAVIS AIRCRAFT PRODUCTS CO., INC.

820 South Palm Avenue, Alhambra, CA 91803-1529

TEL: (626) 289-3555 • TWX: (910) 589-1608 • FAX: (818) 289-3587

CERTIFICATE OF CONFORMANCE

DATE 7/19/99

TO: UND JOHN D ODEGARD SCHOOL OF
AEROSPACE SCIENCES.
UNIVERSITY OF NORTH DAKOTA.
GRAND FORKS INTL A/P.
GRAND FORKS, N.D. 58201

REFERENCE: PURCHASE ORDER NO. OR 99/589

SHIPPER NO. 0902397

ITEM NO. 1 PART NUMBER FDC-6400-120-2 (REV H). 60" SCOTT BELT - BLACK.

GENTLEMEN:

WE HEREBY CERTIFY THAT THE ARTICLES SUPPLIED AGAINST ABOVE ORDER CONFORM TO BE REQUIREMENTS OF THE APPLICABLE SPECIFICATIONS AND/OR DRAWINGS. THE REPORTS AND/OR OTHER SUBSTANTIATING DOCUMENTS COVERING THIS MATERIAL ARE ON FILE AT OUR FACILITY.

DAVIS RESTRAINT SYSTEMS, INC.

Charles M. Mibel

QUALITY CONTROL MANAGER

THE SAFETY BELTS IDENTIFIED ABOVE HAVE BEEN REPAIRED IN ACCORDANCE WITH F.A.A. AIRWORTHINESS REGULATIONS AND IN RESPECT TO THE WORK PERFORMED, THE PART(S) IS (ARE) APPROVED FOR RETURN TO SERVICE.

Charles M. Mibel

QUALITY CONTROL MANAGER
REPAIR STATION NO. GK3R530L

1. [redacted]ing National Aviation [redacted]thority/Country:	2.	3. Form Tracking Number.
[redacted]AA/UNITED STATES	**AUTHORIZED RELEASE CERTIFICATE** FAA FORM 8130-3, AIRWORTHINESS APPROVAL TAG	**W243251-318391-2**

4. Organization Name and Address. **Pacific Scientific P94R580N**
AVIATION SERVICES COMPANY
11700 NW 102nd ROAD
SUITE 6
MIAMI, FL 33178

5. Work Order, Contract or Invoice Number: 1023655

6. Item	7. Description:	8. Part Number:	9. Eligibility: *	10. Quantity:	11. Serial/Batch Number:	12. Status/Work:
1	REEL ASSY	1107447-01	N/A	1	N/A	REPAIRED

13. REMARKS

Unit was repaired IAW manufacturers approved data.

1107447 Rev: N Date: 7/2/2001

Pacific Scientific certifies that the work specified in block 12/13 was carried out in accordance with EASA Part-145 and with respect to that work the aircraft component is considered ready for release to service under EASA Part-145 Approval Number: EASA.145.5406.

14. Certifies the items identified above were manufactured in conformity to:

☐ Approved design data and are in a condition for safe operation.

☐ Non-approved design data specified in Block 13

19 ☒ 14 CFR 43.9 Return to Service ☒ Other regulation specified in Block 13

Certifies that unless otherwise specified in Block 13, the work identified in Block 12 and described in Block 13 was accomplished in accordance with Title 14, Code of Federal Regulations, part 43 and in respect to that work, the items are approved for return to service.

15. Authorized Signature:	16. Approval Authorization No:	20. Authorized Signature:	21. Approval/Certifcate No:
			P94R580N
17. Name (Typed or Printed):	18. Date (m/d/y):	22. Name (Typed or Printed):	23. Date (m/d/y):
	7:12 AM	**Duane Stacko**	Sep/4/2007

User/Installer Responsibilities

It is important to understand that the existence of this document alone does not automatically constitute authority to install the part/component/assembly.

Where the user/installer work in accordance with the national regulations of an airworthiness authority different than the airworthiness authority of the country specified in Block 1 it is essential that the user/installer ensures that his/her airworthiness authority accepts parts/components/assemblies from the airworthiness authority of the country specified in Block 1.

Statement in Blocks 14 and 19 do not constitute installation certification. In all cases aircraft maintenance records must contain an installation certification issued in accordance with the national regulations by the user/installer before the aircraft may be flown.

Pacific Scientific P94R580N

11700 NW 102nd Road
Suite 6
Miami, Fl 33178

Work Order
W243251

Part Number: 1107447-01 **Qty:** 1 **Description:** REEL ASSY

SERIAL #:

Customer: UNIVERSITY OF NORTH DAKOTA

Customer P.O.: 1023655

Technical Data: DATA TYPE / NUMBER / REVISION / REV DATE
1107447 Rev: N Date: 7/2/2001

Evaluation

Customers remark:

Customer requests inspect and repair as necessary

Results from evaluation:

Parts were found to be corroded, worn or damaged.

Unit(s) webbing frayed beyond acceptable limits.

Work to be performed:

Unit is to be repaired IAW Mfr technical data.

Initial Evaluation

Work Instructions:

Verify Technical Data

Verify the revision level and date of drawing 1107447 Revision= N Revision Date= 7/2/01

The following Service Bulletins, Engineering Orders, are associated with part number. Verify information below:

SB: A25-1174A EO/ESO: none

Verified by: [Pac Sci 19 Miami] Stamp 8/27/07 mo da yr

Initial inspection

Initial Inspection: The technician shall inspect the unit for damage, unapproved parts and any non-conforming conditions. Verify the customer has correctly identified the unit. Record the following information:

Unit is correctly identified: (YES) NO

1) Webbing condition: Good_____needs replacing ✓ Existing Color. black

Remarks none

Initial Inspection Completed by: [Pac Sci 19 Miami] Stamp 8/27/07 mo da yr

Disassemble and evaluate

Cut the webbing from the existing hardware. Verify that the existing hardware is serviceable. Inspect for hiddend damaged

Remarks none

Work perfomed by: [Pac Sci] Stamp 9/4/07 mo da yr

Released to Shop

Pacific Scientific P94R580N

11700 NW 102nd Road
Suite 6
Miami, Fl 33178

Work Order
W243251

Work Instructions:

Assemble and Sew to drawing requirements

Assemble and sew the webbing in accordance with the manufacturer's drawings.

Re-assemble the reel and strap. Adjust for proper operation.

Work performed by: [Pac Sci 8 Miami] Stamp 9 4 07 mo da yr

Calibrate reel

Test the reel in accordance with IT 575 Perform retraction force test. Pass ✓ Fail ____

Must lock = 175 g No lock = 137 g

Unit calibrated by: [Pac Sci 8 Miami] Stamp 9 4 07 mo da yr

Final assembly

Complete the assembly in accordance with manfucturer's drawings and/or customer's Engineering orders.

SB complied with: ____yes___no PCW A25-1/24A

EO/ESO complied with: ___yes___no ✓

Work performed by: [Pac Sci 8 Miami] Stamp 9 4 07 mo da yr

Cell leader acceptance

Work was performed in accordance with Manufacturer's specifications and/or customer engineering orders.

[Pac Sci 19 Miami]

Verified by: [____] Stamp 9 4 07 mo da yr

Inspection

Work Instructions:

Final Inspection

Inspected the unit IAW manufacturer's drawings, and/or customer's engineering order.

This certifies that the work specified in this work order was carried out in accordance with FAA airworthiness regulations and in respect to the work performed the part is approved for return to service.

Return to service by: [signature] Signature 9 4 07 mo da yr [PAC SCI 70 MIAMI] Stamp

PACIFIC SCIENTIFIC
ATION SERVICES COMPANY

Miami
11700 N.W. 102nd Road
Suite 6, Miami, FL 33178
Phone: (305) 477-4711
Fax: (305) 477-9799
www.pacscimiami.com

Dallas
2156 W. Northwest Highway, Suite 314, Dallas, TX 75220
Phone: (214) 574-4200 Fax: (214) 574-4210
Louisville
6200 Poplar Tree Court, Louisville, KY 40228
Phone: (502) 969-9788 Fax: (502) 961-6037

Packing Slip

Invoice #: M256372
Date: 9/5/2007
Cust. PO#: 1023655
ORIGINAL
Page:1

Sold To:
UNIVERSITY OF NORTH DAKOTA
CENTER FOR AEROSPACE SCIENCES
PO BOX 9007
GRAND FORKS, ND 58202-9007
USA
Ph: 701-777-7917 Fax: 701-777-7929

Ship To:
UNIVERSITY OF NORTH DAKOTA
CENTER FOR AEROSPACE SCIENCES
2798 AIRPORT DRIVE
GRAND FORKS, ND 58203
USA
SITE_CODE ND

Sales Order: S220314
Customer #: 100933
Terms: NET 30
Order Date: 9/5/2007
Ship Date: 9/5/2007

Shipment #: 1
FOB: COLLECT
Ship Via: UPS GROUND
Account No. V60390
AWB:

IMPORTANT: If these commodities, technology, or software are to be EXPORTED from the United States, compliance with the Export Administration Regulations is required. Diversion contrary to U.S. law is prohibited.

Item	Part Number	Description	Shipped	BackOr	CD	Unit Price	Ext Price
1	1107447-01 –	REEL ASSY	1	0	RP	EA	

CERTIFICATE OF CONFORMANCE

This certifies that the unit(s) shipped herewith have been subjected to all necessary tests, and test data showing conformance with the applicable specification, as well as test reports covering the material of these parts showing conformance with the applicable requirements, are enclosed or, are on file at this facility or at the manufacturer's plant.

Authorized Signature: _____ Date: 9/5/2007
Chief Inspector

—

INSPECTION SUPPLEMENT AND WORK ORDER

Odegard School of Aerospace Sci.
University of North Dakota
Grand Forks Intl. Airport
Mark Andrews Field
Grand Forks, ND 58202

WKO#: 1064014
Tech: CEC
Shop Code: F
Equip Code: A
Opened: 10/24/2007 18:53

OBTAIN ALL INITIALS BEFORE FILING

R/A
Parts (opt'l)

Date closed: 10-24-07

Customer: UND Acct#: 205922230 Preliminary Insp ____ In Progress Insp ____

N#: N289ND AcftType: ARRO Model: PA28R-201 Bill Meter: 6,671.7 A/F Tach: 4,998.6 Init

Part#	Serial#	Description	TSO	Total Time
PA28R-201	2844039	AIRFRAME (ARROW)	5,171.0	5,171.0
IO-360-C1C6	L2718951A	ENGINE (ARROW)	489.7	2,037.4
B2D34C213	993190	PROPELLER	555.4	5,406.7

PD	Problem / Discrepancy (PD)	ATA	CA	Corrective Action (CA)	ATA	ACC	Date	Hrs	DT	Tech	Insp
1	Blown R/H Tire	32/40	1	Removed and replace R/H wheel and tire assy.	32/40	N	10/24	.5			
				Part# 3021720							

INSPECTION SUPPLEMENT AND WORK ORDER

Odegard School of Aerospace Sci.
University of North Dakota
Grand Forks Intl. Airport
Mark Andrews Field
Grand Forks, ND 58202

WKO# 1064257
Tech: SJC
Shop Code: F
Equip Code: A
Opened: 11/6/2007 12:53

OBTAIN ALL INITIALS BEFORE FILING

R/A
Parts (opt'l)
Date closed: 11/5/07

Customer: UND Acct#: 205922230 Preliminary Insp In Progress Insp

N# N289ND AcftType: ARRO Model: PA28R-201 Bill Meter: 6,719.8 A/F Tach: 5,035.5 Init

Part#	Serial#	Description	TSO	Total Time
PA28R-201	2844039	AIRFRAME (ARROW)	5,207.9	5,207.9
IO-360-C1C6	L2718951A	ENGINE (ARROW)	526.8	2,074.3
B2D34C213	993180	PROPELLER	592.3	5,443.8

PD	Problem / Discrepancy (PD)	ATA	CA	Corrective Action (CA)	ATA	ACC	Date	Hrs	DT	Tech	Insp
1	Attitude ind erratic in flight PN out 102-0074-03 S/N out 96J1405	3400	1	removed and replaced att ind - ops ck. HSI removed and reinstalled to facilitate MX PN in 102-0074-03 S/N in 27co1636	3900	N	11/5	0.8		SJC	

I certify the aircraft airframe, aircraft engine, propeller, or appliance identified above was repaired and inspected in accordance with current regulations of the Federal Aviation Administration with respect to the work performed and found to be airworthy and is approved for return to service.
Certified Repair Station OG5R992M

Authorized Signature
Date 11-5-07

INSPECTION SUPPLEMENT AND WORK ORDER

Odegard School of Aerospace Sci
University of North Dakota
Grand Forks Intl. Airport
Mark Andrews Field
Grand Forks, ND 58202

WKO#: 1064300
Tech: CME
Shop Code: F
Equip Code: A
Opened: 11/6/2007 15:18

OBTAIN ALL INITIALS BEFORE FILING

R/A 4 8mt
Parts (opt'l)

Date closed: 11-6-07

Customer: UND Acct#: 205922230 Preliminary Insp: Init In Progress Insp: Init

N#: N289ND AcftType: ARRO Model: PA28R-201 Bill Meter: 6,720.9 A/F Tach: 5,036.3 Init: CME

Part#	Serial#	Description	TSO	Total Time
PA28R-201	2844039	AIRFRAME (ARROW)	5,208.7	5,208.7
IO-360-C1C6	L2718951A	ENGINE (ARROW)	527.4	2,075.1
B2D34C213	993190	PROPELLER	593.1	5,444.4

PD	Problem / Discrepancy (PD)	ATA	CA	Corrective Action (CA)	ATA	ACC	Date	Hrs	DT	Tech	Insp
1	Ameter read 80-90 amps during gear retraction	32 00	1	Rec landing gear Checked good. Charged Aircraft battery. Landing gear operation normal	32 00	N	11/6	2.0		CME	

I certify the aircraft airframe, aircraft engine, propeller, or appliance identified above was repaired and inspected in accordance with current regulations of the Federal Aviation Administration with respect to the work performed and found to be airworthy and is approved for return to service.
Certified Repair Station OG5R092N.

Authorized Signature
Date 11-6-07

INSPECTION SUPPLEMENT AND WORK ORDER

egard School of Aerospace Sci.
iversity of North Dakota
and Forks Intl. Airport
rk Andrews Field
and Forks, ND 58202

WKO#: 1084355
Tech: SFB
Shop Code: F
Equip Code: A
Opened: 11/8/2007 14:53

OBTAIN ALL INITIALS BEFORE FILING

R/A 49
Parts (optl) _____
Date closed: 11/13/07

stomer: UND Acct#: 205922230 Preliminary Insp MSB In Progress Insp

: N289ND AcftType: ARRO Model: PA28R-201 Bill Meter: 6,731.0 A/F Tach: 5,043.9 Init SB

t#	Serial#	Description	TSO	Total Time
28R-201	2844039	AIRFRAME (ARROW)	5,216.3	5,216.3
360-C1C6	L2718951A	ENGINE (ARROW)	535.0	2,082.7
D34C213	993190	PROPELLER	600.7	5,452.0

Problem / Discrepancy (PD)	ATA	CA	Corrective Action (CA)	ATA	ACC	Date	Hrs	OT	Tech	Insp
Phase 3 Insp Due	0520	1	Started insp	0520	N	11/08	4.0		SB	
		2	Completed insp	0520	N	11/13	1.0		SB	
				DTL ~~SB~~	DTL ~~AP~~	11/13	1.0		DTL	

I certify that this aircraft has been inspected in accordance with Phase 3 inspection, including, as applicable a routine inspection of ~~Cabin, Fuselage, Empennage, Engine,~~ Propeller and detailed inspection of Wings, Landing Gear and was determined to be in airworthy condition, and is approved for return service

Certified Repair Station 0G5R092N

Authorized Signature David K Thule

Date 11/13/07

AD2002-26-01	0400	1	Inspected IAW MSB 342C	7310	N	11/08	.1		DTL	
Fuel Injection line			no defects at this				.1		SB	
Insp. Due			time Next due:							
rev. date 1/31/03			5117.6							

INSPECTION SUPPLEMENT AND WORK ORDER Page 2 of 12

Reg#: (N) 789ND Work Order #: 1064355

PD	Problem Description (PD)	GAMA	CA	Corrective Action (CA)	GAMA	ACC	Date	Hrs	OT	Mech	Insp
3	SB UND8 Wing Spar	0400	1	Inspected IAW SB UND8	5700	N	11/08	.1		DTL	
	chaffing Due			Wing spar chaffing. None			11/08	.1		SB	
				Noted							
4	SL 1087 Wing aft spar	0400	1	Torque check good	5700	N	11/08	.1		DTL	
	bolt torque check due						11/08	.1		SB	
5	Aircraft Requires washing	1220	1	Washed Aircraft	1220	N	11/08	.5		DTL	
							11/08	.5		DBM	
							11/08	.5		SB	
6	Induction air filter needs	0510	1	Replaced Air Filter	7100	N	11/08	.1		DTL	
	replacement			Next due 5243.9			11/08	.1		SB	

INSPECTION SUPPLEMENT AND WORK ORDER

Reg#: (N) 289ND

Work Order #: 1064355

PD	Problem Description (PD)	GAMA	CA	Corrective Action (CA)	GAMA	ACC	Date	Hrs	OT	Mech	Insp
7	SB 1178 Nose gear inspection	0400	1	N/A by serial #	3220	N	11/08	.1		DSL	
	due						11/08	.1		SB	
8	Oil door worn out	7110	1	Replaced Oil door	7110	N	11/08	.5		DSL	
							11/08	.1		SB	
9	~~Vent~~ DSL Pilots side Vent	2150	1	Tighten Pilots side	2150	N	11/08	.2		DSL	
	Door latch loose (window)			vent door latch (window)				.1		SB	
10	Mic holder missing screw	2510	1	Added screw to Mic	2510	N	11/08	.1		DSL	
				holder				.1		SB	

INSPECTION SUPPLEMENT AND WORK ORDER Page 4 of 10

Reg#: (N) 789ND Work Order #: 1064355

PD	Problem Description (PD)	GAMA	CA	Corrective Action (CA)	GAMA	ACC	Date	Hrs	OT	Mech	Insp
11	Xponder antenna	3450	1	Removed remains and	3450	N	11/08	.5		DTL	
	missing			Installed new antenna			11/08	.3			
				Ops check good							
12	Prop governor rod end	6110	1	Replaced Prop governor	6110	N	11/08	.3		DTL	
	loose			rod end. Ops check good			11/08	.1			
13	Lt main tire worn	3240	1	Replaced Lt main tire	3240	N	11/08	.3		DTL	
							11/08	.1			

INSPECTION SUPPLEMENT AND WORK ORDER

Reg#: (N) 289ND

Work Order #: 1064355

PD	Problem Description (PD)	GAMA	CA	Corrective Action (CA)	GAMA	ACC	Date	Hrs	OT	Mech	Insp
14	Rt brake disc worn	3240	1	Replaced Rt. brake disc	3240	N	11/08	.2		DTL	
	beyond limits						11/08	.1		SB	
15	Lt brake disc worn	3240	1	Replaced Rt brake disc	3240	N	11/08	.2		DTL	
	beyond limits						11/08	.1		SB	
16	Lt brake caliper	3240	1	Replaced Lt brake	3240	N	11/08	.3		DTL	
	leaking			caliper o-ring,			11/08	.1		SB	
				bled, ops check OK							

INSPECTION SUPPLEMENT AND WORK ORDER Page 6 of 10

Reg#: (N) 289 ND Work Order #: 1064355

PD	Problem Description (PD)	GAMA	CA	Corrective Action (CA)	GAMA	ACC	Date	Hrs	OT	Mech	Insp
17	Nose wheel rt side	3240	1	Removed Nose wheel RT	3240	N	11-08	.5		ATW	
	race water spotted			side race and inserted			11/08	.1		SB	
				new race & bearing							
18	Shimmy dampner	3220	1	Removed & Replaced	3220	N	11-08	.3		ATW	
	rod end worn			Shimmy damper rod end				.2		SB	
19	Lt wing - O/B primary	2710	1	Replaced pulleys,	2710	N	11/08	.5		DBM	
	aileron cable and inbd			cleaned inner			11/08	.2		SB	
	balance cable pulleys			bushings upon							
	frozen			reinstallation							
				check OK							

INSPECTION SUPPLEMENT AND WORK ORDER Page 7e of 10

Reg#: (N) 289 ND Work Order #: 10643555

PD	Problem Description (PD)	GAMA	CA	Corrective Action (CA)	GAMA	ACC	Date	Hrs	OT	Mech	Insp
20	Rt wing aileron	2710	1	Replaced pulleys,	2710	11/08	11/08	.1		EB	
	cable c/B primary			cleaned inner bushings,			11/08	.3		DBM	
	cable and inbd balance			check OK			11-08	.4		AHW	
	cable pulleys frozen										
21	Battery box in need	2570	1	REPAIRED BATTERY	2570	11/08 N	11/08	.2		DBM	
	of repair			BOX WITH DORAMIX			11/13	.1		EB	
22	Rib cracked, Lt wing	5710	1	Stop drilled crack and Fabricated and	5710	N	11/13	4.0		CS	
	WS # 36.92			installed patch made of .40"				.5		EB	
				IAW AC43.13-1B	2024	aluminum					
				Par 4-53 and 4-57							

INSPECTION SUPPLEMENT AND WORK ORDER Page 8 of 10

Reg#: (N) 289ND Work Order #: 1064355

PD	Problem Description (PD)	GAMA	CA	Corrective Action (CA)	GAMA	ACC	Date	Hrs	OT	Mech	Insp
23	Lt gear upper torque link bushings worn	3210	1	Replaced bushings	3210	N	11/08	.3		DTL	
							11/08	.1		SB	
24	Rt gear spring attach bracket worn	3210	1	Replaced bracket	3210	N	11/08	.2		SB	
25	Nose gear actuator attach bracket loose	3220	1	Removed bracket, fitted new bracket to acft and began installation	3220	N	11/09	6.0		SB	
			2	Installed bracket to acft, Cherry Maxx	3220	N	11/13	4.7		SB	
							11/13	1.0		DTL	

accomplished per AC43.13-1b para 4-57 (6)

INSPECTION SUPPLEMENT AND WORK ORDER Page 9 of 10

Reg#: (N) 289ND Work Order #: 1064355

PD	Problem Description (PD)	GAMA	CA	Corrective Action (CA)	GAMA	ACC	Date	Hrs	OT	Mech	Insp
26	Nose gear actuator	3220	1	Removed leaking	3230	N	11/09	1.0		SB	
	leaking			actuator and swapped							
				fittings to ~~new~~ repaired							
	P/N 455-997			actuator							
	S/N 608		2	Installed, operational	3230	N	11/13	1.0		SB	
				and leak checked OK							
				P/N 455-997							
				S/N 450							
27	Fwd muffler cracked	7820	1	Removed and replaced	7820	T	11/13	1.3		DSL	
	P/N 67517-000R			Fwd. muffler			11/13	.4		SB	
	S/N 1883			P/N 67517-000							
				S/N 4434							

INSPECTION SUPPLEMENT AND WORK ORDER

Reg#: (N) 289ND

Work Order #: 1064355

PD	Problem Description (PD)	GAMA	CA	Corrective Action (CA)	GAMA	ACC	Date	Hrs	OT	Mech	Insp
28	Nose gear retrats too	3220	1	Adjusted stop per	3220	N	11/13	.5		BB	
	far into gear well			Fig 3, 32-20-00							
				Piper Service Manual							
				checks ok							
29	Insp time	0560	1	Time	60/60	N	11/13	1.5			
							11/13	2.0			

I certify the aircraft airframe, aircraft engine, propeller, or appliance identified above was repaired and inspected in accordance with current regulations of the Federal Aviation Administration with respect to the work performed and found to be airworthy and is approved for return to service. Certified Repair Station OG5R092N.

Authorized Signature

Date 11-13-07

1. Approving National Aviation Authority/Country:	2.	3. Form Tracking No.
FAA/United States	**AUTHORIZED RELEASE CERTIFICATE** **FAA Form 8130-3, AIRWORTHINESS APPROVAL TAG**	**7331/251**

4. Organization Name and Address:	5. Work Order/ Contract/ Invoice Number:
Michelin Aircraft Tire Company, LLC 515 Michelin road Greenville, SC 29605 (TSOA PT 1283 CE) Michelin Siam Co., Ltd 57 Moo 6 Nongplakradee Rd. Nongplamore, NongKhae, Saraburi 18140 (TSOA PT 1283CE-DX)	**DIDS7331N7**

6. Item:	7. Description:	8. Part Number:	9. Eligibility: *	10. Quantity:	11. Serial/Batch Number:	12. Status/Work:
1	**6.00-6/6/120**	**072-314-0**	N/A	1	**7237W00495**	**NEW**

13. Remarks. :

DIRECT SHIPMENT AUTHORIZATION

14. Certifies the items identified above were manufactured in conformity to: ☒ Approved design data are in a condition for safe operation. ☐ Non-approved design data specified in Block 13.		19. ☐ 14 CFR 43.9 Return to Service ☐ Other regulation specified in Block 13 Certifies that unless otherwise specified in Block 13, the work identified in Block 12 and described in Block 13 was accomplished in accordance with Title 14, Code of Federal Regulations, part 43 and in respect to that work, the items are approved for return to service.	
15. Authorized Signature:	16. Approval/Authorization No: **DMIR 511237CE**	20. Authorized Signature: NA	21.Approval/ Certificate Number: NA
17. Name (Typed or Printed): **M.Jittakorn Sukto**	18. Date (m/d/y): **27-Aug-07**	22. Name (Typed or Printed): NA	23. Date (m/d/y): NA

User/Installer Responsibilities

It is important to understand that the existence of this document alone does not automatically constitute authority to install the part/component/assembly.

Where the user/installer performs work in accordance with the national regulations of an airworthiness authority different than the airworthiness authority of the country specified in Block 1, it is essential that the user/installer ensures that his/her airworthiness authority accepts part/components/assemblies from the airworthiness authority of the country specified in Block 1.

Statements in Blocks 14 and 19 do not constitute installation certification. In all cases, aircraft maintenance records must contain an installation certification issued in accordance with the national regulations by the user/installer before the aircraft may be flown.

INSPECTION SUPPLEMENT AND WORK ORDER

School of Aerospace Sci.
ity of North Dakota
d Forks Intl. Airport
ark Andrews Field
Grand Forks, ND 58202
Repair Station# OG5R092N

WKO#: 1041802
Mech: RWS
Shop Code: F
Equip Code: I
Opened: 1/11/2005 19:47

OBTAIN ALL INITIALS BEFORE FILING

R/A _____
Parts (opt) _____
Date closed: 1-11-05

Customer: UND Acct#: 0700-8261-801 Preliminary Insp [initials] In Progress Insp [initials]

N#: AcftType: Bill Meter: A/F Tach: Init ____

PD	Problem / Discrepancy (PD)	ATA	CA	Corrective Action (CA)	ATA	ACC	Date	Hrs	OT	Mech	Insp
1	Repair of nose gear actuator (rotary lock) P/N 455-997 OR# 1015094	32 30	1	Disassembled cleaned, inspected, Replaced all o-rings and seals, assembled cylinder	32 30	N	1/11/05	1.2		RWS	[initials]

I certify the aircraft a. frame, aircraft engine, propeller, or appliance identified above was repaired and inspected in accordance with current regulations of the Federal Aviation Administration with respect to the work performed and found to be airworthy and is approved for return to service. Certified Repair Station OG5R092N

Authorized Signature [signature]
Date 1-11-05

INSPECTION SUPPLEMENT AND WORK ORDER

Odegard School of Aerospace Sci.
University of North Dakota
Grand Forks Intl. Airport
Mark Andrews Field
Grand Forks, ND 58202

WKO#: 1064482
Tech: KHP
Shop Code: A
Equip Code: A
Opened: 11/15/2007 14:52

OBTAIN ALL INITIALS BEFORE FILING

R/A 84
Parts (opt) _____

84

Date closed: 11/15/07

Customer: UND Acct#: 205922230 Preliminary Insp KHP In Progress Insp KHP

N#: N289ND AcftType: ARRO Model: PA28R-201 Bill Meter: 6,734.3 A/F Tach: 5,046.0 Init KHP

Part#	Serial#	Description	TSO	Total Time
PA28R-201	2844039	AIRFRAME (ARROW)	5,218.4	5,218.4
IO-360-C1C6	L2718951A	ENGINE (ARROW)	537.1	2,084.8
B2D34C213	993190	PROPELLER	602.8	5,454.1

PD	Problem / Discrepancy (PD)	ATA	CA	Corrective Action (CA)	ATA	ACC	Date	Hrs	OT	Tech	Insp
1	Hdg to & from practice area accurate. while doing manuvers HSI was off 15-20°	34/00	1	Ran a/c around compass rose. Removed and tested KG102A gyro. System works normally at this time	34/00	N	11/15	1.5		Cme	KHP

I certify the aircraft airframe, aircraft engine, propeller, or appliance identified above was repaired and inspected in accordance with current regulations of the Federal Aviation Administration with respect to the work performed and found to be airworthy and is approved for return to service.
Certified Repair Station OG5R692N

Authorized Signature _____
Date 11/15/07

INSPECTION SUPPLEMENT AND WORK ORDER

Odegard School of Aerospace Sci.
University of North Dakota
Grand Forks Intl. Airport
Mark Andrews Field
Grand Forks, ND 58202

WKO#: 1064592
Tech: HCJ
Shop Code: F
Equip Code: A
Opened: 11/20/2007 18:44

OBTAIN ALL INITIALS BEFORE FILING

R/A HCJ
Parts (optl)
Date closed: 11-20-07

Customer: UND Acct#: 205922230 Preliminary Insp MSB In Progress Insp MSB

N#: N289ND AcftType: ARRO Model: PA28R-201 Bill Meter: 6,755.0 A/F Tach: 5,062.2 Init HCJ

Part#	Serial#	Description	TSO	Total Time
PA28R-201	2844039	AIRFRAME (ARROW)	5,234.6	5,234.6
IO-360-C1C6	L2718951A	ENGINE (ARROW)	553.3	2,101.0
B2D34C213	993190	PROPELLER	619.0	5,470.3

PD	Problem / Discrepancy (PD)	ATA	CA	Corrective Action (CA)	ATA	ACC	Date	Hrs	OT	Tech	Insp
1	REPORT OF ALTERNATE AIR CONTROL IS VERY HARD TO MOVE.	76 00	1	LUBED ALT AIR CONTROL CABLE AT AIR BOX AND AT INSTRUMENT PANEL OPS CHECK GOOD.	76 00	N	11/20	0.5		HCJ	MSB
2	LANDING LIGHT IN-OP.	33 40	1	REMOVED AND REPLACED LANDING LIGHT OPS CHECK GOOD.	33 40	N	11/20	0.5		HCJ	MSB

I certify the aircraft airframe, aircraft engine, propeller, or appliance identified above was repaired and inspected in accordance with current regulations of the Federal Aviation Administration with respect to the work performed and found to be airworthy and is approved for return to service. Certified Repair Station OG5R092N.

Authorized Signature Mark Bushyk
Date 11-20-07

INSPECTION SUPPLEMENT AND WORK ORDER

gard School of Aerospace Sci.
ersity of North Dakota
nd Forks Intl. Airport
k Andrews Field
nd Forks, ND 58202

WKO#: 1064674
Tech: CSG
Shop Code: F
Equip Code: A
Opened: 11/27/2007 13:30

OBTAIN ALL INITIALS BEFORE FILING

R/A MES
Parts (optl)

Date closed: 11-27-07

tomer: UND Acct#: 205922230 Preliminary Insp MES In Progress Insp MES

N289ND AcftType: ARRO Model: PA28R-201 Bill Meter: 6,765.1 A/F Tach: 5,089.8 Init

#	Serial#	Description	TSO	Total Time
8R-201	2844039	AIRFRAME (ARROW)	5,242.3	5,242.3
60-C1C6	L2718951A	ENGINE (ARROW)	561.0	2,108.7
34C213	993190	PROPELLER	626.7	5,478.0

Problem / Discrepancy (PD)	ATA	CA	Corrective Action (CA)	ATA	ACC	Date	Hrs	OT	Tech	Insp
R/H MLG strut is low	~~28~~ 32 10	1	serviced R/H MLG strut	~~32~~ 12 10	N	11/27	1.6		ISG	MES
L/H fuel sump is leaking	28 30	1	Removed & Replaced L/H fuel sump, but checked good	28 30	N	11/27	1.4		ISG	MES

I certify the aircraft airframe, aircraft engine, propeller or appliance identified above was repaired and inspected in accordance with current regulations of the Federal Aviation Administration with respect to the work performed and found to be airworthy and is approved for return to service.
Certified Repair Station QG5R082N

Authorized Signature
Date 11/27/07

INSPECTION SUPPLEMENT AND WORK ORDER

Odegard School of Aerospace Sci.
University of North Dakota
Grand Forks Intl. Airport
Mark Andrews Field
Grand Forks, ND 58202

WKO#: 1084767
Tech: SJC
Shop Code: F
Equip Code: A
Opened: 11/30/2007 10:17

OBTAIN ALL INITIALS BEFORE FILING

R/A SJ
Parts (opt'l) SJ
Date closed: 11/30/07

Customer: UND Acct#: 205922230 Preliminary Insp _____ In Progress Insp _____

N#: N289ND AcftType: ARRO Model: PA28R-201 Bill Meter: 6,773.9 A/F Tach: 5,076.6 Init SJ

Part#	Serial#	Description	TSO	Total Time
PA28R-201	2844039	AIRFRAME (ARROW)	5,249.0	5,249.0
IO-360-C1C6	L2718951A	ENGINE (ARROW)	567.7	2,115.4
B2D34C213	993190	PROPELLER	633.4	5,484.7

PD	Problem / Discrepancy (PD)	ATA	CA	Corrective Action (CA)	ATA	ACC	Date	Hrs	OT	Tech	Insp
1	Turn CO-ovl insp out 1394T100-72 S/N COS-12539	3400	1	replaced turn CO-ovl w/ S/N 9805-257 ops chkd OK Steph Coyle A&P 3197067	3400	N	11/30	1.6		SJC	

1. Approving National Aviation Authority/Country:	2. AUTHORIZED RELEASE CERTIFICATE FAA Form 8130-3, AIRWORTHINESS APPROVAL TAG	3. Form Tracking [redacted] WRK0107624
FAA/UNITED STATES		

4. Organization Name and Address:	5. Work Order/Contract/Invoice Number:
MID-CONTINENT INSTRUMENT CO., INC 9400 E 34th ST. NORTH WICHITA, KS 67226-2615 FAA CRS OL2R061L	WRK0107624

6. Item:	7. Description:	8. Part Number:	9. Eligibility:	10. Quantity:	11. Serial/Batch Number:	12. Status/Work:
1	TURN COORD.	1394T100-7Z 1394T100-7Z	N/A	1	9805-257	OVERHAULED

13. Remarks:

THE WORK ORDER REFERENCED DESCRIBES THE ACTUAL WORK PERFORMED.

ALL WORK WAS PERFORMED REF. MANUAL # 34-20-43 ORIGINAL 12/04

The work specified in block 12/13 except as otherwise specified was carried out in accordance with EASA Part 145 and in respect to that work the aircraft component is considered ready for release to service under EASA Approval Certificate Number EASA.145.4675.

14. Certifies the items identified above were manufactured in conformity to:

- ☐ **Approved design data and are in condition for safe operation.**
- ☐ **Non-approved design data specified in Block 13.**

19. [X] **14 CFR 43.9 Return to Service** [X] **Other regulation specified in Block 13**

Certifies that unless otherwise specified in block 13, the work identified in Block 12 and described in Block 13 was accomplished in accordance with Title 14, Code of Federal Regulations, part 43 and in respect to that work, the items are approved for return to service.

15. Authorized Signature:	16. Approval/Authorization No.:	20. Authorized Signature	21. Approval/Certificate No.:
		[signature]	FAA CRS OL2R061L
17. Name (Typed or Printed):	**18. Date (m/d/y):**	**22. Name (Typed or Printed):**	**23. Date (m/d/y):**
		RANDALL FERGUSON	Sep/13/2007

User/Installer Responsibilities

It is important to understand that the existance of this document alone does not automatically constitute authority to install the part/component/assembly.

Where the user/installer performs work in accordance with the national regulations of an airworthiness authority different than the airworthiness authority of the country specified in Block 1, it is essential that the user/installer ensures that his/her airworthiness accepts parts/components/assemblies from the airworthiness authority of the country specified in Block 1.

Statements in Blocks 14 and 19 do not constitute installation certification. In all cases, aircraft maintenance records must contain an installation certification issued in accordance with the national regulations by the installer/user before the aircraft may be flown.

MID-CONTINENT INSTRUMENTS CO., INC.
9400 E 34TH ST. NORTH
WICHITA, KS 67226-2615
FAA CRS OL2R061L

WRK0107624

ber 4, 2007

Page: 1

Final Work Order

Nomenclature	Serial No	Location	RMA #	AR #
TURN COORD.	9805-257	KS	RMA000000126864	23049
Manufacturer's Part No.	Model No.		Quantity	
1394T100-7Z	1394T100-7Z		1	
Manufacturer	Customer Item Number		Service Period	
EGC				
Customer	Customer PO No.		Customer Reference No.	
UNIVERSITY OF NORTH DAKOTA	4270/1023824			

Reason For Removal

1 OF 8 UNITS
FLAG PULLS BUT NO GYRO OR MOVEMENT FROM MINIATURE AIRPLANE.

Work Instructions

Warranty Repair_____ Overhaul X Return As Is_____

Functional Test_____ Repair_____ Modified _____

Special Instructions

Panel Tilt: 0° Input: 12-32V LTG: NO

Preliminary Inspection

Seals Broken No Cover Damaged No Hidden Damage Inspection Required No Finding

Nameplate Damaged No

Preliminary Inspector BRENDA WILHITE Date September 4, 2007

Failure Analysis

Customer Complaint Verified

BRUSHES ARE WORN, ROTOR BEARINGS ARE NOISY,
FLAG IS STICKY, FRONT END BEARINGS ARE STIFF.

Previous Service Bulletins Installed: N/A

Work Accomplished

DISASSEMBLED, CLEANED, INSPECTED, REPAIRED AS NECESSARY USING PARTS LISTED, REASSEMBLED AND INSPECTED IN ACCORDANCE WITH MANUFACTURERS SPECIFICATIONS. UNIT IS OVERHAULED.

I.A.W Manual # 34-20-43 ORIGINAL 12/04
Outgoing Service Bulletins N/A

Technician NHAT NGUYEN Date September 13, 2007

In-Process Inspector KHA NGUYEN Date September 13, 2007

FINAL INSPECTOR RANDALL FERGUSON Date September 13, 2007

Parts Used

Part Number	Part Description	Quantity
1234172-2	INCLINOMETER	1
1234200-3N	BEARING, FLANGE	2
1234200-5N	BEARING, FLANGE	2
1234225-3	WHEEL ASSY	1
1394288	BRUSH GUIDE	1
1394584-2	INDEX RING ASSY	1
1394585-1	MAGNETIC IND.	1
90-008-10010	SCREW	2

INSPECTION SUPPLEMENT AND WORK ORDER

gard School of Aerospace Sci.
ersity of North Dakota
id Forks Intl. Airport
: Andrews Field
id Forks, ND 58202

WKO#: 1064946
Tech: HCJ
Shop Code: F
Equip Code: A
Opened: 12/9/2007 11:21

OBTAIN ALL INITIALS BEFORE FILING

R/A
Parts (opti)

Date closed: 12/9/07

omer: UND Acct#: 205922230 Preliminary Insp MSB In Progress Insp MSB

N289ND AcftType: ARRO Model: PA28R-201 Bill Meter: 6,797.6 A/F Tach: 5,094.7 Init HCJ

#	Serial#	Description	TSO	Total Time
8R-201	2844039	AIRFRAME (ARROW)	5,267.1	5,267.1
80-C1C6	L2718951A	ENGINE (ARROW)	585.8	2,133.5
34C213	993190	PROPELLER	651.5	5,502.8

Problem / Discrepancy (PD)	ATA	CA	Corrective Action (CA)	ATA	ACC	Date	Hrs	OT	Tech	Insp
REPORT OF OIL LEAKING ONTO PROPELLER.	61 00	1	CLEANED. RAN AND INSPECTED IAW MCCAULEY PROPELLER MANUAL MPC-11. NO LEAKS NOTED.	61 00	N	12/09	0.5		HCJ	MSB

I certify the aircraft airframe, aircraft engine, propeller, or appliance identified above was repaired and inspected in accordance with current regulations of the Federal Aviation Administration with respect to the work performed and found to be airworthy and is approved for return to service. Certified Repair Station OG5R092N.

Authorized Signature
Date 12-9-07

INSPECTION SUPPLEMENT AND WORK ORDER

egard School of Aerospace Sci.
versity of North Dakota
and Forks Intl. Airport
rk Andrews Field
and Forks, ND 58202

WKO#: 1084982
Tech: PDH
Shop Code: F
Equip Code: A
Opened: 12/10/2007 14:42

OBTAIN ALL INITIALS BEFORE FILING

R/A
Parts (opt'l)

Date closed: 12/10/07

stomer: UND Acct#: 205922230 Preliminary Insp ____ In Progress Insp ____

: N289ND AcftType: ARRO Model: PA28R-201 Bill Meter: 6,802.1 A/F Tach: 5,098.1 Init PDH

t#	Serial#	Description	TSO	Total Time
28R-201	2844039	AIRFRAME (ARROW)	5,270.5	5,270.5
360-C1C6	L2718951A	ENGINE (ARROW)	589.2	2,136.9
D34C213	993190	PROPELLER	654.9	5,506.2

Problem / Discrepancy (PD)	ATA	CA	Corrective Action (CA)	ATA	ACC	Date	Hrs	OT	Tech	Insp
Trim wheel requires excessive force to move.	27 30	I	Lubed trim barrel & jackscrew. Ops check good Paul D. Hanlon A&P3113331	27 30	N	12/10	.4		PDH	

INSPECTION SUPPLEMENT AND WORK ORDER

Odegard School of Aerospace Sci.
University of North Dakota
Grand Forks Intl. Airport
Mark Andrews Field
Grand Forks, ND 58202

WKO#: 1065045
Tech: SJC
Shop Code: F
Equip Code: A
Opened: 12/12/2007 10:07

OBTAIN ALL INITIALS BEFORE FILING

R/A SP
Parts (opt'l) _____
Date closed: 12/12/07 SP

Customer: UND Acct#: 205922230 Preliminary Insp _____ In Progress Insp _____

N#: N289ND AcftType: ARRO Model: PA28R-201 Bill Meter: 6,812.8 A/F Tach: 5,106.3 Init EZ

Part#	Serial#	Description	TSO	Total Time
PA28R-201	2844039	AIRFRAME (ARROW)	5,278.7	5,278.7
IO-360-C1C6	L2718951A	ENGINE (ARROW)	597.4	2,145.1
B2D34C213	993190	PROPELLER	663.1	5,514.4

PD	Problem / Discrepancy (PD)	ATA	CA	Corrective Action (CA)	ATA	ACC	Date	Hrs	DT	Tech	Insp
1	Stall warning did not go off after T.O. continued until landing	3100		checked lift detector ok. Ckd ok on Ground EGR Capt PRP 3097067	3100	N	12/12	.5		SJC	

INSPECTION SUPPLEMENT AND WORK ORDER

Odegard School of Aerospace Sci.
University of North Dakota
Grand Forks Intl. Airport
Mark Andrews Field
Grand Forks, ND 58202

WKO#: 1085080
Tech: MES
Shop Code: F
Equip Code: A
Opened: 12/13/2007 18:09

OBTAIN ALL INITIALS BEFORE FILING

R/A: SM
Parts (opt'l): SM

Date closed: 12-13-07

Customer: UND Acct#: 205922230 Preliminary Insp: UND SAS 14 INSP In Progress Insp: UND SAS 14 INSP

N#: N289ND AcftType: ARRO Model: PA28R-201 Bill Meter: 6,816.7 A/F Tach: 5,109.2 Init:

Part#	Serial#	Description	TSO	Total Time
PA28R-201	2844039	AIRFRAME (ARROW)	5,281.6	5,281.6
IO-360-C1C6	L2718951A	ENGINE (ARROW)	600.3	2,148.0
B2D34C213	993190	PROPELLER	666.0	5,517.3

PD	Problem / Discrepancy (PD)	ATA	CA	Corrective Action (CA)	ATA	ACC	Date	Hrs	DT	Tech	Insp
1.	Prop rpm checked hot limit	61/20	1	Adjusted prop gov per rpm Rem & app ob guard	61/20	N	12/13	.5			UND SAS 14 INSP

I certify the aircraft airframe, aircraft engine, propeller, or appliance identified above was repaired and inspected in accordance with current regulations of the Federal Aviation Administration with respect to the work performed and found to be airworthy and is approved for return to service. Certified Repair Station OG5R092N. UND SAS 14 INSP

Authorized Signature

Date 12/13/07

INSPECTION SUPPLEMENT AND WORK ORDER

Odegard School of Aerospace Sci.
University of North Dakota
Grand Forks Intl. Airport
Mark Andrews Field
Grand Forks, ND 58202

WKO#: 1065081
Tech: RMK
Shop Code: F
Equip Code: A
Opened: 12/13/2007 20:21

OBTAIN ALL INITIALS BEFORE FILING

R/A 84
Parts (opt) 84

84

Date closed: 12-14-07

Customer: UND Acct#: 205922230 Preliminary Insp 84 In Progress Insp _____

N#: N289ND AcftType: ARRO Model: PA28R-201 Bill Meter: 6,816.7 A/F Tach: 5,109.2 Init RMK

Part#	Serial#	Description	TSO	Total Time
PA28R-201	2844039	AIRFRAME (ARROW)	5,281.6	5,281.6
IO-360-C1C6	L2718951A	ENGINE (ARROW)	600.3	2,148.0
B2D34C213	993190	PROPELLER	666.0	5,517.3

PD	Problem / Discrepancy (PD)	ATA	CA	Corrective Action (CA)	ATA	ACC	Date	Hrs	DT	Tech	Insp
1	IN-FLIGHT CHECK	05 80	1	Test flight, OPS	05 80	N	12/14	.0		CSG	
	REQ DUE TO			Checked normal.							
	ADJUSTMENT OF			Greg Gilmer							
	PROP GOV High			3155666CFI 05/08							
	RPM Redline										

DEFECT & CORRECTIVE ACTION REPORT

Odegard School of Aerospace Sci.
University of North Dakota
Grand Forks Intl. Airport
Mark Andrews Field
Grand Forks, ND 58201

WO# 1095108
Tech RMK
Shop Code S
Equip Code A
Opened 12/14/2007 17:57

OBTAIN ALL INITIALS BEFORE SIGNING

R/A
Parts (opt)
Date Closed 12.14.07

Customer UND Acct# 205922230

Preliminary Insp UND SAS 14 INSP

In Progress Insp UND SAS 14 INSP

N#: N289ND Acft Type: ARRO Model: PA28R-201 Bill Meter: 6,321.1 A/F Tach: 5,112.4 Init:

Part#	Serial#	Description	TSO	Total Time
PA28R-201	2844039	AIRFRAME (ARROW)	5,284.3	5,284.3
IO-360-C1C6	L27158561A	ENGINE (ARROW)	603.6	2,151.2
82D34C213	993180	PROPELLER	669.2	5,520.5

PD	Problem / Discrepancy (PD)	ATA	CA	Corrective Action (CA)	ATA	ACC	Date	Hrs	DT	Tech	Insp
1.	LH MLG Tire flat	3240	1	Removed & replaced Tire & Tube	3240	N	12/14	.5			UND SAS 14 INSP

I certify the aircraft airframe, aircraft engine, propeller, or appliance identified above was repaired and inspected in accordance with current regulations of the Federal Aviation Administration with respect to the work performed and found to be airworthy and is approved for return to service.
Certified Repair Station OG5R092N UND SAS 14 INSP

Authorized Signature
Date 12/14/07

1. Approving National Aviation Authority/Country:	2.	3. Form Tracking Num
FAA/United States	**AUTHORIZED RELEASE CERTIFICATE** **FAA Form 8130-3, AIRWORTHINESS APPROVAL TAG**	**7368/63**

4. Organization Name and Address:	5. Work Order/ Contract/ Invoice Number:
Michelin Aircraft Tire Company, LLC 515 Michelin road Greenville, SC 29605 (TSOA PT 1283 CE) Michelin Siam Co., Ltd 57 Moo 6 Nongplakradee Rd. Nongplamore, NongKhae, Saraburi 18140 (TSOA PT 1283CE-DX)	**DIDS7368N5**

6. Item:	7. Description:	8. Part Number:	9. Eligibility: *	10. Quantity:	11. Serial/Batch Number:	12. Status/Work:
1	**6.00-6/6/120**	**072-314-0**	N/A	1	**7247W00238**	**NEW**

13. Remarks. :

DIRECT SHIPMENT AUTHORIZATION

14. Certifies the items identified above were manufactured in conformity to:

☒ Approved design data are in a condition for safe operation.
☐ Non-approved design data specified in Block 13.

19. ☐ 14 CFR 43.9 Return to Service ☐ Other regulation specified in Block 13

Certifies that unless otherwise specified in Block 13, the work identified in Block 12 and described in Block 13 was accomplished in accordance with Title 14, Code of Federal Regulations, part 43 and in respect to that work, the items are approved for return to service.

15. Authorized Signature:	16. Approval/Authorization No:	20. Authorized Signature:	21.Approval/ Certificate Number:
	DMIR 511237CE	NA	NA
17. Name (Typed or Printed):	**18. Date (m/d/y):**	**22. Name (Typed or Printed):**	**23. Date (m/d/y):**
M.Jittakorn Sukto	**19-Sep-07**	NA	NA

User/Installer Responsibilities

It is important to understand that the existence of this document alone does not automatically constitute authority to install the part/component/assembly.

Where the user/installer performs work in accordance with the national regulations of an airworthiness authority different than the airworthiness authority of the country specified in Block 1, it is essential that the user/installer ensures that his/her airworthiness authority accepts part/components/assemblies from the airworthiness authority of the country specified in Block 1.

Statements in Blocks 14 and 19 do not constitute installation certification. In all cases, aircraft maintenance records must contain an installation certification issued in accordance with the national regulations by the user/installer before the aircraft may be flown.

FAA Form 8130-3 (6-01) *Installer must cross-check eligibility with applicable technical data. NSN: 0052-00-012-9005

INSPECTION SUPPLEMENT AND WORK ORDER

Odegard School of Aerospace Sci.
University of North Dakota
Grand Forks Intl. Airport
Mark Andrews Field
Grand Forks, ND 58202

WKO#: 1065113
Tech: MAG
Shop Code: W
Equip Code: A
Opened: 12/15/2007 8:34

OBTAIN ALL INITIALS BEFORE FILING

R/A: SH
Parts (opt): _____
Date closed: 12/15/07

SH

Customer: UND Acct#: 205922230 Preliminary Insp _____ In Progress Insp _____

N#: N289ND AcftType: ARRO Model: PA28R-201 Bill Meter: 6,821.1 A/F Tach: 5,112.4 Init _____

Part#	Serial#	Description	TSO	Total Time
PA28R-201	2844039	AIRFRAME (ARROW)	5,284.8	5,284.8
IO-360-C1C6	L2718951A	ENGINE (ARROW)	803.5	2,151.2
B2D34C213	993190	PROPELLER	669.2	5,820.5

PD	Problem / Discrepancy (PD)	ATA	CA	Corrective Action (CA)	ATA	ACC	Date	Hrs	DT	Tech	Insp
1	Aircraft Needed Washed	12 20	1	washed Aircraft	12 20	N	12/15	1.5		MAG	

Odegard School of Aerospace Sc
University of North Dakota
Grand Forks Intl. Airport
Mark Andrews Field
Grand Forks, ND 58202

WO# 1365138
Tech HCS
Stop Code 5
Equip Code 4
Opened 12/17/2007 8:55

GET ALL
INITIALS BEFORE FILING

R/A 84
Parts Appl. 84
Date Closed 12/18/07

Preliminary Insp
In Progress Insp
UND SAS 14 INSP

Customer UND Acct# 205822230

Ser N2288D AcftType ARRO Model PA28R-201 Bill Meter 5,821.1 AFTach 5,112.2 Init HCS

Part#	Serial#	Description	TSO	Total Time
PA28R-201	28410033	AIRFRAME (ARROW)	5,284.6	5,284.6
IO-360-C1C6	L27139651A	ENGINE (ARROW)	603.6	2,151.2
B2D34C213	933190	PROPELLER	885.2	5,620.5

PD	Problem / Discrepancy (PD)	ATA	CA	Corrective Action (CA)	ATA	MDC	Date	Hrs	DT	Tech	Insp
1	Requires Phase Four(4) Inspection	05 20	1	Started Phase Four(4) Inspection	05 20	N	12/17	5.1		HCS	UND SAS 14 INSP
				HCS	05 20	N	12/18	5.0		HCS	UND SAS 14 INSP
			2	Completed Phase Four(4) Inspection							

This aircraft has been inspected in accordance With a(n) PHASE FOUR (4) Inspection, including, as applicable a routine inspection of CABIN, FUSELAGE EMPENNAGE, WINGS, AND LANDING GEAR And a detailed inspection of ENGINE AND PROPELLER Completion Date 12-18-2007

2	Requires SB UND8 Wing Spar Chafing Inspection	04 00	1	Inspected for Wing Spar Chafing IAW SB UND8 No Chafing Noted.	04 00	N	12/18	0.2		HCS	UND SAS 14 INSP
3	Requires AD2002-26-01. Fuel Injection Lines Inspection. Dated 1/23/03	04 00	1	Inspected Fuel Injection Lines IAW AD2002-26-11 No Defects Noted. Next Due at 5177.6	04 00	N	12/18	0.3		HCS	UND SAS 14 INSP

31

INSPECTION SUPPLEMENT AND WORK ORDER Page 2 of 6

Reg#: (N) N289ND Work Order #: 1065126

PD	Problem Description (PD)	GAMA	CA	Corrective Action (CA)	GAMA	ACC	Date	Hrs	OT	Mech	Insp
4	REQUIRES LEFT	74/10	1	REMOVED LEFT MAGNETO	74/10	T	12/17	1.3		HCJ	UND SAS 14 INSP
	MAGNETO REPLACEMENT			P/N: 4372 S/N: 0511 1050							
				INSTALLED LEFT MAGNETO							
				P/N: 4372 S/N: 0710 1917							
				TIMED MAG. OPS CHECK GOOD							
5	BOTH FORWARD COWL	71/10	1	Replaced Retainers	71/10	N	12/18	.2		Rus	UND SAS 14 INSP
	LATCHES MISSING			on cowl latches							
	RETAINING RINGS.										
6	SPARK PLUG, CYLINDER	74/20	1	REMOVED AND REPLACED	74/20	N	12/17	0.3		HCJ	UND SAS 14 INSP
	#4, LOWER IS WORN			SPARK PLUG, CYLINDER #4,							
	BEYOUND LIMITS			LOWER.							

INSPECTION SUPPLEMENT AND WORK ORDER Page 3 of 6

Reg#: (N) N289ND Work Order #: 1065126

PD	Problem Description (PD)	GAMA	CA	Corrective Action (CA)	GAMA	ACC	Date	Hrs	OT	Mech	Insp
7	LEFT HAND LOWER COWL	71/10	1	REMOVED AND REPLACED	71/10	N	12/18	0.3		HCS	UND SAS 14 INSP
	PIN BUSHING WORN.			COWL RING BUSHING ON							
				LEFT SIDE OF LOWER COWL							
8	LOWER COWL, LEFT	71/10	1	Removed & replaced	7/10	N	12/18	2.0		[signature]	UND SAS 14 INSP
	LANDING GEAR DOOR			[illegible]							
	HINGE IS BROKEN										
9	REQUIRES INSTALLATION	71/70	1	Installed winter	71/70	N	12/18	.1		RWS	UND SAS 14 INSP
	OF OIL COOLER			Plate							
	WINTERIZATION PLATE.										

INSPECTION SUPPLEMENT AND WORK ORDER Page 4 of 6

Reg#: (N) N289ND Work Order #: 1065126

PD	Problem Description (PD)	GAMA	CA	Corrective Action (CA)	GAMA	ACC	Date	Hrs	OT	Mech	Insp
10	Induction Air Filter	71 00	1	applied sealant to	71 00	N	12/18	.2		RWS	UND SAS 14 INSP
	Cover is chafing			chaffed areas							
	against inside of										
	upper cowl										
11	Inlet Boot on Exhaust	71 60	1	Removed and Replaced	71 60	N	12/18	0.2		HES	UND SAS 14 INSP
	Shroud is torn.			Boot Assembly on							
				Exhaust Shroud Inlet							
12	Baffle Seal loose at	72 30	1	Repaired with pop	72 30	N	12/18	2		RWS	UND SAS 14 INSP
	#2 cylinder. Outboard			Rivet							

INSPECTION SUPPLEMENT AND WORK ORDER Page 5 of 6

Reg#: (N) N289ND Work Order #: 1065126

PD	Problem Description (PD)	GAMA	CA	Corrective Action (CA)	GAMA	ACC	Date	Hrs	OT	Mech	Insp
13	PROPELLER HAS MINOR NICKS AND SCRATCHES	6100	1	DRESSED PROPELLER	6100	N	12/18	0.3		HCJ	UND SAS 14 INSP
14	POST LIGHT NEAR MAINTENANCE HOBBS IS OUT.	33 10	1	REMOVED AND REPLACED LIGHT BULB IN POST LIGHT	33 10	N	12/18	0.2		HCJ	UND SAS 14 INSP
15	CONTROL YOKES ARE STICKY.	27 00	1	CLEANED CONTROL YOKES	27 00	N	12/18	0.2		HCJ	UND SAS 14 INSP

INSPECTION SUPPLEMENT AND WORK ORDER Page 6 of 6

Reg#: (N) N289ND Work Order #: 106526

PD	Problem Description (PD)	GAMA	CA	Corrective Action (CA)	GAMA	ACC	Date	Hrs	OT	Mech	Insp
16	BATTERY BOX CRACKED AND MOUNTING HARDWARE IS CORRODED.	24 00	1	REMOVED AND REPLACED BATTERY BOX AND ATTACHING HARDWARE. CLEANED CORROSION WHERE NEEDED	24 00	N	12/18	1.8		HCJ	UND SAS 14 INSP
17	STATIC WICK ON RIGHT FLAP IS LOOSE.	23 60	1	Removed & replaced static wick	23 60	N	12/18	.2		[illegible]	UND SAS 14 INSP
18	INSPECTION TIME	05 60	1	INSPECTOR TIME	05 60	N	12/18	2.0		UND SAS 14 INSP	UND SAS 14 INSP

I certify the aircraft airframe, aircraft engine, propeller, or appliance identified above was repaired and inspected in accordance with current regulations of the Federal Aviation Administration with respect to the work performed and found to be airworthy and is approved for return to service.
Certified Repair Station OG5R[illegible]

UND SAS 14 INSP

Authorized Signature

Date 12/18/07

INSPECTION SUPPLEMENT AND WORK ORDER

Page 1 of 1

Odegard School of Aerospace Sci.
University of North Dakota
Grand Forks Intl. Airport
Mark Andrews Field
Grand Forks, ND 58202

WKO#: 1065255
Tech: MRS
Shop Code: F
Equip Code: A
Opened: 12/22/2007 14:55

OBTAIN ALL INITIALS BEFORE FILING

R/A
Parts (opt'l)
Date closed: 12-22-07

Customer: UND Acct#: 205922230 Preliminary Insp MRS In Progress Insp MRS

N#: N289ND AcftType: ARRO Model: PA28R-201 Bill Meter: 6,824.4 A/F Tach: 5,114.7 Init

Part#	Serial#	Description	TSO	Total Time
PA28R-201	2844039	AIRFRAME (ARROW)	5,287.1	5,287.1
IO-360-C1C6	L2718951A	ENGINE (ARROW)	605.8	2,153.5
B2D34C213	993190	PROPELLER	671.5	5,522.8

PD	Problem / Discrepancy (PD)	ATA	CA	Corrective Action (CA)	ATA	ACC	Date	Hrs	OT	Tech	Insp
1	Turn Coordinator Fails to give proper indications in flight. Removed P/N 1394T100-72 S/N 9605-257	34-20	1	Removed and replaced turn coordinator with P/N 1394T100-72 S/N K07-12271	3420	N	12/22	1.0		MRS	MRS

I certify the aircraft airframe, aircraft engine, propeller, or appliance identified above was repaired and inspected in accordance with current regulations of the Federal Aviation Administration with respect to the work performed and found to be airworthy and is approved for return to service. Certified Repair Station OG5R092N.

Authorized Signature Morgan Shaw
Date 12/22/07

INSPECTION SUPPLEMENT AND WORK ORDER

Odegard School of Aerospace Sci.
University of North Dakota
Grand Forks Intl. Airport
Mark Andrews Field
Grand Forks, ND 58202

WKO#: 1065494
Tech: CSG
Shop Code: F
Equip Code: A
Opened: 1/14/2008 8:01

OBTAIN ALL INITIALS BEFORE FILING

R/A _____
Parts (opti) _____
Date closed: 1-14-08

Customer: UND Acct#: 205922230 Preliminary Insp _____ In Progress Insp _____

N#: N289ND AcftType: ARRO Model: PA28R-201 Bill Meter: 6,829.5 A/F Tach: 5,118.2 Init CE

Part#	Serial#	Description	TSO	Total Time
PA28R-201	2844039	AIRFRAME (ARROW)	5,290.6	5,290.6
IO-360-C1C6	L2718951A	ENGINE (ARROW)	609.3	2,157.0
B2D34C213	993190	PROPELLER	675.0	5,526.3

PD	Problem / Discrepancy (PD)	ATA	CA	Corrective Action (CA)	ATA	ACC	Date	Hrs	DT	Tech	Insp
1	After power on stall the stall warning horn remained on and could not be turned off	31 40	1	ops ck'd stall warning horn switch, ops checked good, no defects noted (Clerk Gebhard A&P2769406) Clerk Gebhard	31 40	N	1/14	.5		CSG	

INSPECTION SUPPLEMENT AND WORK ORDER

Odegard School of Aerospace Sci.
University of North Dakota
Grand Forks Intl. Airport
Mark Andrews Field
Grand Forks, ND 58202

WKO#: 1065537
Tech: KHP
Shop Code: A
Equip Code: A
Opened: 1/15/2008 6:37

OBTAIN ALL INITIALS BEFORE FILING

R/A 84
Parts (optl) 84
Date closed: 1/15

Customer: UND Acct#: 205922230 Preliminary Insp KHP In Progress Insp ____

N#: N289ND AcftType: ARRO Model: PA28R-201 Bill Meter: 6,830.7 A/F Tach: 5,119.2 Init ____

Part#	Serial#	Description	TSO	Total Time
PA28R-201	2844039	AIRFRAME (ARROW)	5,291.6	5,291.6
IO-360-C1C6	L2718951A	ENGINE (ARROW)	610.3	2,158.0
B2D34C213	993190	PROPELLER	676.0	5,527.3

PD	Problem / Discrepancy (PD)	ATA	CA	Corrective Action (CA)	ATA	ACC	Date	Hrs	DT	Tech	Insp
1	Biennial Insp due										

error

INSPECTION SUPPLEMENT AND WORK ORDER

Odegard School of Aerospace Sci.
University of North Dakota
Grand Forks Intl. Airport
Mark Andrews Field
Grand Forks, ND 58202

WKO#: 1085570
Tech: SJC
Shop Code: F
Equip Code: A
Opened: 1/16/2008 7:10

OBTAIN ALL INITIALS BEFORE FILING

R/A SJ
Parts (opt) ____

Date closed: 1/16/08

Customer: UND Acct#: 205922230 Preliminary Insp ____ In Progress Insp ____

N#: N289ND AcftType: ARRO Model: PA28R-201 Bill Meter: 6,830.7 A/F Tach: 5,119.2 Init SJ

Part#	Serial#	Description	TSO	Total Time
PA28R-201	2844039	AIRFRAME (ARROW)	5,291.6	5,291.6
IO-360-C1C6	L2718951A	ENGINE (ARROW)	610.3	2,158.0
B2D34C213	993190	PROPELLER	676.0	5,527.3

PD	Problem / Discrepancy (PD)	ATA	CA	Corrective Action (CA)	ATA	ACC	Date	Hrs	OT	Tech	Insp
1	Stall warning stuck on in Flight	3100	1	removed switch bench tested O.K. reinstalled switch with silicone to prevent any moisture reinstalled ops OK - flight ckc requested Capt Lee HP 319 706 7	3100	N	1/16	5		SJ	

INSPECTION SUPPLEMENT AND WORK ORDER

Odegard School of Aerospace Sci.
University of North Dakota
Grand Forks Intl. Airport
Mark Andrews Field
Grand Forks, ND 58202

WKO#: 1065572
Tech: SJC
Shop Code: F
Equip Code: A
Opened: 1/16/2008 7:48

OBTAIN ALL INITIALS BEFORE FILING

R/A
Parts (opt): 1

Date closed: 1/16/08

Customer: UND Acct#: 205922230 Preliminary Insp _____ In Progress Insp _____

N#: N289ND AcftType: ARRO Model: PA28R-201 Bill Meter: 6,830.7 A/F Tach: 5,119.2 Init

Part#	Serial#	Description	TSO	Total Time
PA28R-201	2844039	AIRFRAME (ARROW)	5,291.6	5,291.6
IO-360-C1C6	L2718951A	ENGINE (ARROW)	610.3	2,158.0
B2D34C213	993190	PROPELLER	676.0	5,527.3

PD	Problem / Discrepancy (PD)	ATA	CA	Corrective Action (CA)	ATA	ACC	Date	Hrs	OT	Tech	Insp
1	Flight check stall horn	05 80	1	Flight check okay 2765154 SHELBY BALOUGH	05 80	N	1/16	.1		SJC	

INSPECTION SUPPLEMENT AND WORK ORDER

Odegard School of Aerospace Sci.
University of North Dakota
Grand Forks Intl. Airport
Mark Andrews Field
Grand Forks, ND 58202

WKO#: 1065582
Tech: SFB
Shop Code: F
Equip Code: A
Opened: 1/16/2008 16:50

OBTAIN ALL INITIALS BEFORE FILING

R/A
Parts (opt'l)

Date closed: 1/16/08

Customer: UND Acct#: 205922230

Preliminary Insp MES

In Progress Insp MES

N#: N289ND AcftType: ARRO Model: PA28R-201 Bill Meter: 6,832.6 A/F Tach: 5,120.4 Init

Part#	Serial#	Description	TSO	Total Time
PA28R-201	2844039	AIRFRAME (ARROW)	5,292.8	5,292.8
IO-360-C1C6	L2718951A	ENGINE (ARROW)	611.5	2,159.2
B2D34C213	993190	PROPELLER	677.2	5,528.5

PD	Problem / Discrepancy (PD)	ATA	CA	Corrective Action (CA)	ATA	ACC	Date	Hrs	OT	Tech	Insp
1	IN FLIGHT-STALL	3100	1	REMOVED AND REPLACED	3100	N	1/16	.4		DBA	MES
	HORN WOULDN'T SHUT			LIFT DETECTOR. OP		N	1/16	.2		DBA	MES
	OFF AFTER LEAVING			CHECK GOOD ON GROUND							
	HIGH ANGLE OF ATTACK,			ALSO INSPECTED							
	STAYED ON AT CRUISE.			HORN WIRING / ATTACHING							
				HARD WARE AND WIRING							
				AT LIFT DETECTOR.							

I certify the aircraft airframe, aircraft engine, propeller or appliance identified above was repaired and inspected in accordance with current regulations of the Federal Aviation Administration with respect to the work performed and found to be airworthy and is approved for return to service.
Certified Repair Station OGSR058Z

Authorized Signature

Date 1/16/8

INSPECTION SUPPLEMENT AND WORK ORDER

Odegard School of Aerospace Sci.
University of North Dakota
Grand Forks Intl. Airport
Mark Andrews Field
Grand Forks, ND 58202

WKO#: 1065628
Tech: KHP
Shop Code: A
Equip Code: A
Opened: 1/18/2008 7:41

OBTAIN ALL INITIALS BEFORE FILING

R/A
Parts (optl)
Date closed: 1/31/08

Customer: UND Acct#: 205922230 Preliminary Insp In Progress Insp

N#: N289ND AcftType: ARRO Model: PA28R-201 Bill Meter: 6,833.7 A/F Tach: 5,121.2 Init KHP

Part#	Serial#	Description	TSO	Total Time
PA28R-201	2844039	AIRFRAME (ARROW)	5,293.6	5,293.6
IO-360-C1C6	L2718951A	ENGINE (ARROW)	812.3	2,160.0
B2D34C213	993190	PROPELLER	678.0	5,529.3

PD	Problem / Discrepancy (PD)	ATA	CA	Corrective Action (CA)	ATA	ACC	Date	Hrs	OT	Tech	Insp
1	Install ADS-B	34/00	1	Installed Garmin GMX	34/00	C	1/28	4.0		Cne	
	System			200 MFD per STC		C	1/29	5.0		KHP	
				SA01692SE. Installed		C	1/29	8.0		Jse	
				GDL90 per STC SA02217AR.		C	1/29	8.0		Cne	
	GDL90 SN 29100924			Configured and tested		C	1/30	6.0		KHP	
	GMX200 38300665			per install manual. Revised		C	1/30	4.0		Jse	
				weight and balance and		C	1/31	6.0		KHP	
	UND TAG #			equipment list. Installed	34/00	C	1/31	2.0		Jse	
	105535			FAA Approved Flight							
				Manual Supplement in							
				aircraft. Completed							
				FAA 337 and disposed							
				of properly.							

I certify the aircraft airframe, aircraft engine, propeller, or appliance identified above was repaired and inspected in accordance with current regulations of the Federal Aviation Administration with respect to the work performed and found to be airworthy and is approved for return to service. Certified Repair Station OG5R092N.

Authorized Signature
Date 1-31-08

Department of Transportation
Federal Aviation Administration

MAJOR REPAIR AND ALTERATION
(Airframe, Powerplant, Propeller, or Appliance)

Form Approved OMB No.2120-0020 11/30/2007 | Electronic Tracking Number

For FAA Use Only

INSTRUCTIONS: Print or type all entries. See Title CFR 43.9, Part 43 Appendix B, and AC 43.9-1 (or subsequent revision thereof) for instructions and disposition of this form. This report is required by law (49 U.S.C. 44701). Failure to report can result in a civil penalty for each such violation (49 U.S.C. 46301(a)).

1. Aircraft

Nationality and Registration Mark	Serial No.
N289ND	2844039
Make	**Model** / **Series**
Piper	PA-28R-201

2. Owner

Name (As shown on registration certificate)
University of North Dakota
John D Odegard School of Aerospace Sciences

Address (As shown on registration certificate)
Address: University Avenue and Tulane Drive, PO Box 9007
City: Grand Forks State: ND
Zip: 58202-9007 Country:

3. For FAA Use Only

4. Type / **5. Unit Identification**

Repair	Alteration	Unit	Make	Model	Serial No.
☐	☒	AIRFRAME		*(As described in item 1 above)*	
☐	☐	POWERPLANT			
☐	☐	PROPELLER			
☐	☐	APPLIANCE	Type / Manufacturer		

6. Conformity Statement

A. Agency's Name and Address
Name: University of North Dakota
Address: PO Box 9007 University Station
City: Grand Forks State: ND
Zip: 58202-9023 Country:

B. Kind of Agency
☐ U.S. Certificated Mechanic
☐ Foreign Certificated Mechanic
☒ Certificated Repair Station
☐ Certificated Maintenance Organization
☐ Manufacturer

C. Certificate No.
0G5R092N

D. I certify that the repair and/or alteration made to the unit(s) identified in item 5 above and described on the reverse or attachments hereto have been made in accordance with the requirements of Part 43 of the U.S. Federal Aviation Regulations and that the information furnished herein is true and correct to the best of my knowledge.

Extended range fuel per 14 CFR Part 43 App. B ☐

Signature/Date of Authorized Individual: Kirk Peterson Kirk Peterson 1/31/08

7. Approval for Return To Service

Pursuant to the authority given persons specified below, the unit identified in item 5 was inspected in the manner prescribed by the Administrator of the Federal Aviation Administration and is ☑ APPROVED ☐ REJECTED

BY							
	☐ FAA Flt. Standards Inspector		☐ Manufacturer		☐ Maintenance Organization		☐ Person Appoved by Canadian Department of Transport
	☐ FAA Designee	☒	Repair Station		☐ Inspection Authorization		Other *(Specify)*

Certificate or Designation No.: 0G5R092N

Signature/Date of Authorized Individual: Kirk Peterson Kirk Peterson 1/31/08

FAA Form 337 (10-06)

INSPECTION SUPPLEMENT AND WORK ORDER

Odegard School of Aerospace Sci.
University of North Dakota
Grand Forks Intl. Airport
Mark Andrews Field
Grand Forks, ND 58202

WKO#: ~~1065582~~ 1065634
Tech: SFB
Shop Code: F
Equip Code: A
Opened: 1/16/2008 16:50

OBTAIN ALL INITIALS BEFORE FILING

R/A SF
Parts (opt'l) SF
Date closed: 1/17/08

Customer: UND Acct#: 205922230 Preliminary Insp ____ In Progress Insp ____

N#: N289ND AcftType: ARRO Model: PA28R-201 Bill Meter: 6,832.6 A/F Tach: 5,120.4 Init

Part#	Serial#	Description	TSO	Total Time
PA28R-201	2844039	AIRFRAME (ARROW)	5,292.8	5,292.8
IO-360-C1C6	L2718951A	ENGINE (ARROW)	611.5	2,159.2
B2D34C213	993190	PROPELLER	677.2	5,528.5

PD	Problem / Discrepancy (PD)	ATA	CA	Corrective Action (CA)	ATA	ACC	Date	Hrs	OT	Tech	Insp
1	AIRCRAFT REQUIRES FLIGHT EVALUATION TO ENSURE STALL WARNING ALIGNMENT work done on WKO# 1065582 PD# 1	05 80	1	Test Flight Checked OK 1/17/08 Michael Lents 2714479CFI	05 80	N	1/17/08	.1		SF	

INSPECTION SUPPLEMENT AND WORK ORDER

Odegard School of Aerospace Sci.
University of North Dakota
Grand Forks Intl. Airport
Mark Andrews Field
Grand Forks, ND 58202

WKO#: 1065690
Tech: CLB
Shop Code: F
Equip Code: A
Opened: 1/20/2008 13:39

OBTAIN ALL INITIALS BEFORE FILING

R/A MS
Parts (opt!)
Date closed: 1-20-08

Customer: UND Acct#: 205922230 Preliminary Insp MNS In Progress Insp MNS

N#: N289ND AcftType: ARRO Model: PA28R-201 Bill Meter: 6,843.1 A/F Tach: 5,127.7 Init CLB

Part#	Serial#	Description	TSO	Total Time
PA28R-201	2844039	AIRFRAME (ARROW)	5,300.1	5,300.1
IO-360-C1C6	L2718951A	ENGINE (ARROW)	818.8	2,166.5
B2D34C213	993190	PROPELLER	684.5	5,535.8

PD	Problem / Discrepancy (PD)	ATA	CA	Corrective Action (CA)	ATA	ACC	Date	Hrs	OT	Tech	Insp
1	Right Front Cowl latch Broken	71/10	1	Installed New Right Front Cowl latch	71/10	N	1/20	.5		CLB	MNS

I certify the aircraft airframe, aircraft engine, [illegible] appliance identified above was repaired and i[illegible] accordance with current regulations of the Fed[illegible] Administration with respect to the work perform[illegible] found to be airworthy and is approved for return[illegible] Certified Repair Station OG5R092N.

Authorized Signature Morgan L Stroh
Date 1/20/08

INSPECTION SUPPLEMENT AND WORK ORDER

Odegard School of Aerospace Sci.
University of North Dakota
Grand Forks Intl. Airport
Mark Andrews Field
Grand Forks, ND 58202

WKO#: 1085931
Tech: MES
Shop Code: F
Equip Code: A
Opened: 1/27/2008 9:45

OBTAIN ALL INITIALS BEFORE FILING

R/A 04
Parts (opt) 1

84

Date closed: 2-1-08

Customer: UND Acct#: 205922230 Preliminary Insp MNS In Progress Insp

N#: N289ND AcftType: ARRO Model: PA28R-201 Bill Meter: 6,867.6 A/F Tach: 5,145.4 Init MES

Part#	Serial#	Description	TSO	Total Time
PA28R-201	2844039	AIRFRAME (ARROW)	5,317.8	5,317.8
IO-360-C1C6	L2718951A	ENGINE (ARROW)	636.5	2,184.2
B2D34C213	993190	PROPELLER	702.2	5,553.5

PD	Problem / Discrepancy (PD)	ATA	CA	Corrective Action (CA)	ATA	ACC	Date	Hrs	OT	Tech	Insp
1	In flight noticed grease Accumulating on the windshield, Post flight showed grease on the Prop	6100	1	Verified Prop Slinging grease, cleaned cowland Windscreen, ordered Prop	6100	N	1/27	.5		MES	
			2	Removed prop B2D34C213 S/N 993190 and installed repaired prop B2D34C213 S/N 002282. Safetied. Leak and ops check good	6100	AF	2/01	2.0		SB	
2	Co-Pilots Side, left Rudder Pedal Rubber thing fell off	2510	1	Reinstalled Rudder Pedal Pad	2510	N	1/27	.5		MES	MNS

I certify the aircraft airframe, aircraft engine, propeller, or appliance identified above was repaired and inspected in accordance with current regulations of the Federal Aviation Administration with respect to the work performed and found to be airworthy and is approved for return to service.
Certified Repair Station OG5R092N.

Authorized Signature
Date 2/01/08

INSPECTION SUPPLEMENT AND WORK ORDER

Odegard School of Aerospace Sci.
University of North Dakota
Grand Forks Intl. Airport
Mark Andrews Field
Grand Forks, ND 58202

WKO#: 1066108
Tech: SFB
Shop Code: F
Equip Code: A
Opened: 2/1/2008 16:40

OBTAIN ALL INITIALS BEFORE FILING

R/A SG
Parts (optl) /
Date closed: 2/4 SG

Customer: UND Acct#: 205922230 Preliminary Insp _____ In Progress Insp _____

N#: N288ND AcftType: ARRO Model: PA28R-201 Bill Meter: 6,867.6 A/F Tach: 5,145.4 Init _____

Part#	Serial#	Description	TSO	Total Time
PA28R-201	2844039	AIRFRAME (ARROW)	5,317.8	5,317.8
IO-360-C1C6	L2718951A	ENGINE (ARROW)	636.5	2,184.2
B2D34C213	993190	PROPELLER	702.2	5,553.5

PD	Problem / Discrepancy (PD)	ATA	CA	Corrective Action (CA)	ATA	ACC	Date	Hrs	OT	Tech	Insp

ERROR

INSPECTION SUPPLEMENT AND WORK ORDER

egard School of Aerospace Sci.
iversity of North Dakota
and Forks Intl. Airport
irk Andrews Field
and Forks, ND 58202

WKO#: 1066300
Tech: JRK
Shop Code: F
Equip Code: A
Opened: 2/10/2008 11:35

OBTAIN ALL INITIALS BEFORE FILING

R/A MY
Parts (opt) MY

Date closed: 2/10/2008

stomer: UND Acct#: 205922230 Preliminary Insp MSB In Progress Insp MSB

: N289ND AcftType: ARRO Model: PA28R-201 Bill Meter: 6,884.2 A/F Tach: 5,158.2 Init JRK

rt#	Serial#	Description	TSO	Total Time
28R-201	2844039	AIRFRAME (ARROW)	5,330.6	5,330.6
-360-C1C6	L2718951A	ENGINE (ARROW)	649.3	2,197.0
D34C213	002282	PROPELLER	1,187.2	4,851.5

Problem / Discrepancy (PD)	ATA	CA	Corrective Action (CA)	ATA	ACC	Date	Hrs	DT	Tech	Insp
Pitot heat wasn't working after 2 mins on pre-flight	30 30	1	Could not duplicate, cycled several times.	30 30	N	2/10	.4		JRK	MSB
Right front passenger seat will not stay elevated.	25 10	1	Adjusted RH front seat actuator, ops check good.	25 10	N	2/10	.4		JRK	MSB

I certify the aircraft airframe, aircraft engine, propeller, or appliance identified above was repaired and inspected in accordance with current regulations of the Federal Aviation Administration with respect to the work performed and found to be airworthy and is approved for return to service. Certified Repair Station OG5R092N.

Authorized Signature [signature]
Date 2-10-08

INSPECTION SUPPLEMENT AND WORK ORDER

legard School of Aerospace Sci.
iversity of North Dakota
and Forks Intl. Airport
rk Andrews Field
and Forks, ND 58202

WKO#: 1066134
Tech: KHP
Shop Code: A
Equip Code: A
Opened: 2/4/2008 5:34

OBTAIN ALL INITIALS BEFORE FILING

R/A
Parts (optl)
Date closed: 2-4-2008

stomer: UND Acct#: 205922230 Preliminary Insp KHP In Progress Insp KHP

: N289ND AcftType: ARRO Model: PA28R-201 Bill Meter: 6,869.4 A/F Tach: 5,146.7 Init

rt#	Serial#	Description	TSO	Total Time
28R-201	2844039	AIRFRAME (ARROW)	5,319.1	5,319.1
-360-C1C6	L2718951A	ENGINE (ARROW)	637.8	2,185.5
D34C213	002282	PROPELLER	1,175.7	4,640.0

Problem / Discrepancy (PD)	ATA	CA	Corrective Action (CA)	ATA	ACC	Date	Hrs	OT	Tech	Insp
GMX 200 would come on intermittantly map page would show only white background	34/00	1	Removed GMX 200 P/N ~~011-01271-00~~ GMX200-ADSB S/N 38300665 installed S/N 38300669 Check of configuration Operation tests good	34/00	N	2/4	1.5		DR	KHP

I certify the aircraft airframe, aircraft engine, propeller or appliance identified above was repaired and inspected in accordance with current regulations of the Federal Aviation Administration with respect to the work performed and found to be airworthy and is approved for return to service. Certified Repair Station OG5R092N

Authorized Signature
Date 2/4/08

INSPECTION SUPPLEMENT AND WORK ORDER

egard School of Aerospace Sci.
iversity of North Dakota
and Forks Intl. Airport
irk Andrews Field
and Forks, ND 58202

WKO# 1068366
Tech: CLB
Shop Code: F
Equip Code: A
Opened: 2/13/2008 14:59

OBTAIN ALL INITIALS BEFORE FILING

R/A
Parts (opt'l)

Date closed: 2-13-08

stomer: UND Acct#: 205922230 Preliminary Insp MSB In Progress Insp

: N289ND AcftType: ARRO Model: PA28R-201 Bill Meter: 6,892.3 A/F Tach: 5,164.7 Init CLB

rd#	Serial#	Description	TSO	Total Time
28R-201	2844039	AIRFRAME (ARROW)	5,337.1	5,337.1
-360-C1C6	L2718951A	ENGINE (ARROW)	655.8	2,203.6
D34C213	002282	PROPELLER	1,193.7	4,658.0

Problem / Discrepancy (PD)	ATA	CA	Corrective Action (CA)	ATA	ACC	Date	Hrs	DT	Tech	Insp
Phase 1 Insp.	05 20	1		05 20	N	2-13	3.8		AHW	
Due					N	2/13	2.5		CLB	
					N	2/13	6.0		CLB	
			This aircraft has been inspected in accordance With a(n) Phase 1 Inspection, including, as applicable a routine inspection of Engine, Propeller Wings + Landing gear And a detailed inspection of Fuselage Cabin, and Empennage. Completion Date 2-13-08							
SB UND4 ELT "G" Switch Test	05/20	1	Inspected IAW SB UND 4 ELT "G" switch test ops check Good	25/60	N	2/13	.2		CLB	
Due										
SB UND8 Wing Spar Chaffing	05 20	1	Insp. AHW Inspected IAW SB UND 8 Wing Spar Chaffing; No signs of chaffing	57 10	N	2-13	.1		AHW	
Due							.1		CLB	

INSPECTION SUPPLEMENT AND WORK ORDER Page 2 of 5

Reg#: (N) 289ND Work Order #: 1066365

PD	Problem Description (PD)	GAMA	CA	Corrective Action (CA)	GAMA	ACC	Date	Hrs	OT	Mech	Insp
4	SL 1067 Wing aft	05/20	1	Torque check good	57/10	N	2/13	.2		CLB	
	Spar bolt torque check										
	due										
5	AD2002-26-01	05 20	1	Inspected IAW	73 10	N	2-13	.1		AHW	
	Fuel Injection Lines			AD2002-26-01 Fuel				.1		CLB	
	Insp due			Injection Lines; Fuel Injection							
	Rev 1-31-03			Lines check Good							
				Next due @ 5237.6							
6	Pilots Right Rudder	27 20	1	Secured Pilot side	27 20	N	-2-13	.2		AHW	
	Pedal (Pad) is loose			Right Rudder pedal				.1		CLB	
				pad							

INSPECTION SUPPLEMENT AND WORK ORDER

Reg#: (N) 289RD

Work Order #: 1066385

PD	Problem Description (PD)	GAMA	CA	Corrective Action (CA)	GAMA	ACC	Date	Hrs	OT	Mech	Insp
7	Right Main tire	32/40	1	Removed & replaced	32/40	N	2/13	.5			
	is low			Tire							
8	R/H + L/H Brake pads	32/40	1	Removed & Replaced	32/40	N	2-13	3		AHW	
	are worn			R/H + L/H Brake				.1		CCB	
				Pads							
9	~~Elt~~ CCB ~~Fai~~										
	Cabin Door Slide	56/30	1	Tighten loose screws	56/30	N	2/13	.1		CCB	
	is loose			on Cabin Door							
				slide							

INSPECTION SUPPLEMENT AND WORK ORDER Page 4 of 5

Reg#: (N) 28ND Work Order #: 1066385

PD	Problem Description (PD)	GAMA	CA	Corrective Action (CA)	GAMA	ACC	Date	Hrs	OT	Mech	Insp
10	Compass card holder	34 40	1	Inserted screw on	34 40	N	2-13	.4		AHW	
	is missing a screw			Compass card holder				.1		CLB	
11	Right cowl pin	71 10	1	Removed & Replaced	71 10	N	2/13	.2		CAB	
	Bushing is worn			Rht Cowl pin							
	out			bushing							
12	Prop has Nicks	61 00	1	Filed out Nicks	61 00	N	2/13	.2		CLB	
				in prop							

INSPECTION SUPPLEMENT AND WORK ORDER

Reg#: (N) 289ND

Work Order #: 106385

PD	Problem Description (PD)	GAMA	CA	Corrective Action (CA)	GAMA	ACC	Date	Hrs	OT	Mech	Insp
13	Pilots side Forward	25 10	1	Installed New	25 10	N	2/13	.2		CLB	
	Spar cover is			Cover Assy. on							
	Broken			Pilots Front Spar							
14	ELT Panel Screw	53 30	1	Removed & Replaced	53 30	N	2-13	.1		AMH	
	broken			broken ELT Panel				.1		CLB	
				Screw							
15	Inspection Time	05 60	1	Time	05 60	N	2-13	1.5			
				I certify the aircraft airframe, aircraft engine, propeller, or appliance identified above was repaired and inspected in accordance with current regulations of the Federal Aviation Administration with respect to the work performed and found to be airworthy and is approved for return to service. Certified Repair Station OG5R092N.							
				Authorized Signature [signature]							
				Date 2-13-08							

1. Approving National Aviation Authority/Country:	2.	3. Form Tra
FAA/United States	**AUTHORIZED RELEASE CERTIFICATE** **FAA Form 8130-3, AIRWORTHINESS APPROVAL TAG**	**7435/199**

4. Organization Name and Address:		5. Work Order/ Contract/ Invoice Number:
Michelin Aircraft Tire Company, LLC 515 Michelin road Greenville, SC 29605 (TSOA PT 1283 CE)	Michelin Siam Co., Ltd 57 Moo 6 Nongplakradee Rd. Nongplamore, NongKhae, Saraburi 18140 (TSOA PT 1283CE-DX)	**DIDS7435N5**

6. Item:	7. Description:	8. Part Number:	9. Eligibility: *	10. Quantity:	11. Serial/Batch Number:	12. Status/Work:
1	**6.00-6/6/120**	**072-314-0**	N/A	1	**7303W00366**	**NEW**

13. Remarks. :

DIRECT SHIPMENT AUTHORIZATION

14. Certifies the items identified above were manufactured in conformity to:	19. ☐ 14 CFR 43.9 Return to Service ☐ Other regulation specified in Block 13
☒ Approved design data are in a condition for safe operation. ☐ Non-approved design data specified in Block 13.	Certifies that unless otherwise specified in Block 13, the work identified in Block 12 and described in Block 13 was accomplished in accordance with Title 14, Code of Federal Regulations, part 43 and in respect to that work, the items are approved for return to service.

15. Authorized Signature:	16. Approval/Authorization No:	20. Authorized Signature:	21.Approval/ Certificate Number:
	DMIR 511237CE	NA	NA
17. Name (Typed or Printed):	18. Date (m/d/y):	22. Name (Typed or Printed):	23. Date (m/d/y):
M.Jittakorn Sukto	**01-Nov-07**	NA	NA

User/Installer Responsibilities

It is important to understand that the existence of this document alone does not automatically constitute authority to install the part/component/assembly.

Where the user/installer performs work in accordance with the national regulations of an airworthiness authority different than the airworthiness authority of the country specified in Block 1, it is essential that the user/installer ensures that his/her airworthiness authority accepts part/components/assemblies from the airworthiness authority of the country specified in Block 1.

Statements in Blocks 14 and 19 do not constitute installation certification. In all cases, aircraft maintenance records must contain an installation certification issued in accordance with the national regulations by the user/installer before the aircraft may be flown.

FAA Form 8130-3 (6-01) *Installer must cross-check eligibility with applicable technical data. NSN: 0052-00-012-9005

MICHELIN

Stabilimento di Cuneo
Piazza Robert Daubrèè 12020, Ronchi – Cuneo

CERTIFICATE OF CONFORMANCE
CERTIFICATO DI CONFORMITA'

Tube size **Dimensione camera**	**17.5x6.25+6.00-6**	**Production lot** **Lotto produzione**	**06 07**

**parts supplied and referenced by the production lot, are manufactured
. Substantiating documents regarding the subject parts are on file**

chiamo che i materiali forniti ed identificati col riferimento del lotto di
ente alle specifiche richieste. I documenti previsti, relativi ai materiali in oggetto,
su richiesta.

Name **Nome**	**G.ARIANO**	**Signature \ Firma**	**Date \ Data (d / m / y)** **06/02/2007**

INSPECTION SUPPLEMENT AND WORK ORDER

Odegard School of Aerospace Sci.
University of North Dakota
Grand Forks Intl. Airport
Mark Andrews Field
Grand Forks, ND 58202

WKO#: 1066574
Tech: CAB
Shop Code: F
Equip Code: A
Opened: 2/21/2008 17:24

OBTAIN ALL INITIALS BEFORE FILING

R/A
Parts (optl)

Date closed: 2/21/08

Customer: UND Acct#: 205922230 Preliminary Insp MSB In Progress Insp MSB

N#: N289ND AcftType: ARRO Model: PA28R-201 Bill Meter: 6,904.4 A/F Tach: 5,173.2 Init CAB

Part#	Serial#	Description	TSO	Total Time
PA28R-201	2844039	AIRFRAME (ARROW)	5,345.6	5,345.6
IO-360-C1C6	L2718951A	ENGINE (ARROW)	664.3	2,212.0
B2D34C213	002282	PROPELLER	1,202.2	4,666.5

PD	Problem / Discrepancy (PD)	ATA	CA	Corrective Action (CA)	ATA	ACC	Date	Hrs	OT	Tech	Insp
1	A/C would not start several cold starts attempted	80/10	1	Use starter bendix & started A/C ops check good	80/10	N	2/21	.5		CAB	MSB

I certify the aircraft airframe, aircraft engine, propeller, or appliance identified above was repaired and inspected in accordance with current regulations of the Federal Aviation Administration with respect to the work performed and found to be airworthy and is approved for return to service. Certified Repair Station OG5R092N.

Authorized Signature Mitchell Budgett
Date 2-21-08

INSPECTION SUPPLEMENT AND WORK ORDER

Odegard School of Aerospace Sci.
University of North Dakota
Grand Forks Intl. Airport
Mark Andrews Field
Grand Forks, ND 58202

WKO#: 1066574
Tech: CAB
Shop Code: F
Equip Code: A
Opened: 2/21/2008 17:24

OBTAIN ALL INITIALS BEFORE FILING

R/A
Parts (opt'l)

Date closed: 2/21/08

Customer: UND Acct#: 205922230

Preliminary Insp MSB In Progress Insp MSB

N#: N289ND AcftType: ARRO Model: PA28R-201 Bill Meter: 6,904.4 A/F Tach: 5,173.2 Init CAB

Part#	Serial#	Description	TSO	Total Time
PA28R-201	2844039	AIRFRAME (ARROW)	5,345.6	5,345.6
IO-360-C1C6	L2718951A	ENGINE (ARROW)	664.3	2,212.0
B2D34C213	002282	PROPELLER	1,202.2	4,666.5

PD	Problem / Discrepancy (PD)	ATA	CA	Corrective Action (CA)	ATA	ACC	Date	Hrs	OT	Tech	Insp
1	A/C would not start several cold starts attempted	80/10	1	Insp starter bendix & started A/C ops chk CAS check good	80/10	M	2/21	.5		CAB	MSB

I certify the aircraft airframe, aircraft engine, propeller, or appliance identified above was repaired and inspected in accordance with current regulations of the Federal Aviation Administration with respect to the work performed and found to be airworthy and is approved for return to service. Certified Repair Station OG5R092N.

Authorized Signature Mitchell Bardgett
Date 2-21-08

INSPECTION SUPPLEMENT AND WORK ORDER

Odegard School of Aerospace Sci.
University of North Dakota
Grand Forks Intl. Airport
Mark Andrews Field
Grand Forks, ND 58202

WKO#: 1066574
Tech: CAB
Shop Code: F
Equip Code: A
Opened: 2/21/2008 17:24

OBTAIN ALL INITIALS BEFORE FILING

R/A 84
Parts (optl) 1

84

Date closed: 2/21/08

Customer: UND Acct#: 205922230 Preliminary Insp MSB In Progress Insp MSB

N#: N289ND AcftType: ARRO Model: PA28R-201 Bill Meter: 6,904.4 A/F Tach: 5,173.2 Init CAB

Part#	Serial#	Description	TSO	Total Time
PA28R-201	2844039	AIRFRAME (ARROW)	5,345.6	5,345.6
IO-360-C1C6	L2718951A	ENGINE (ARROW)	664.3	2,212.0
B2D34C213	002282	PROPELLER	1,202.2	4,666.5

PD	Problem / Discrepancy (PD)	ATA	CA	Corrective Action (CA)	ATA	ACC	Date	Hrs	OT	Tech	Insp
1	A/C would not start several cold starts attempted	80/10	1	R&R starter bendix & started A/C ops check good	80/10	N	2/21	.5		CAB	MSB

I certify the aircraft airframe, aircraft engine, propeller, or appliance identified above was repaired and inspected in accordance with current regulations of the Federal Aviation Administration with respect to the work performed and found to be airworthy and is approved for return to service. Certified Repair Station OG5R092N.

Authorized Signature [signature]
Date 2-21-08

MAINTENANCE SQUAWK AND WORK ORDER

Odegard School of Aerospace Sc
University of North Dakota
Grand Forks Intl. Airport
Mark Andrews Field
Grand Forks, ND 58203

WO/OA: 1036512
Tech: SFB
Shop Code: F
Equip Code: A
Opened: 2/19/2003 16:33

DETAIN A/C
INITIALS BEFORE CLOSE

R/A 84
Parts (opt) 84

Date closed 2/19

Customer: UNE Acct#: 2039222250 Preliminary Insp _____ In Progress Insp _____

Ref: N258HC Work Type: ARRC Model: PA28R-201 Bill Meter: 6,898.4 A/F Tach: 5,165.8 Init: SB

Part#	Serial#	Description	TSO	Total Time
PA28R-201	2844038	AIRFRAME (ARROW)	5,341.2	5,341.2
IO-360-C1C6	L2716851A	ENGINE (ARROW)	658.9	2,207.6
S2D34D218	002282	PROPELLER	1,197.9	4,882.1

PD	Problem / Discrepancy (PD)	ATA	CA	Corrective Action (CA)	ATA	ACC	Date	Hrs	DT	Tech	Insp
1	Engine won't start, battery dead	7200	1	Removed battery P/N G35 S/N G 02265537 and replaced with P/N G35 S/N G 02353219. Started normally. Scott F Balu A&P 2856702	7200	N	2/19	.2		SB	

INSPECTION SUPPLEMENT AND WORK ORDER

Odegard School of Aerospace Sci.
University of North Dakota
Grand Forks Intl. Airport
Mark Andrews Field
Grand Forks, ND 58202

WKO#: 1066619
Tech: CSG
Shop Code: F
Equip Code: A
Opened: 2/24/2008 7:28

OBTAIN ALL INITIALS BEFORE FILING

R/A
Parts (optl)
Date closed: 2-24-08

Customer: UND Acct#: 205922230 Preliminary Insp ____ In Progress Insp ____

N#: N289ND AcftType: ARRO Model: PA28R-201 Bill Meter: 6,915.0 A/F Tach: 5,181.1 Init

Part#	Serial#	Description	TSO	Total Time
PA28R-201	2844039	AIRFRAME (ARROW)	5,353.5	5,353.5
IO-360-C1C6	L2718951A	ENGINE (ARROW)	672.2	2,219.9
B2D34C213	002282	PROPELLER	1,210.1	4,674.4

PD	Problem / Discrepancy (PD)	ATA	CA	Corrective Action (CA)	ATA	ACC	Date	Hrs	OT	Tech	Insp
1	during flight the trim wheel did not seem to have any effect on control, the white line did not seem to move from the full FWD position	27 30	1	Removed & Replaced Trim indicator, trim system ops checked good	27 30	N	2/24	.6		CSG	
2	landing light inop	33 40	1	Removed & Replaced landing light ops checked good	33 40	N	2/24	.4		CSG	
				Clark Gebhard A&P 2769466							
				Clark Gebhard							

INSPECTION SUPPLEMENT AND WORK ORDER

Odegard School of Aerospace Sci.
University of North Dakota
Grand Forks Intl. Airport
Mark Andrews Field
Grand Forks, ND 58202

WKO#: 1066766
Tech: SJC
Shop Code: F
Equip Code: A
Opened: 2/28/2008 7:38

OBTAIN ALL INITIALS BEFORE FILING

R/A SJ
Parts (optl) ~~SJ~~
Date closed: 2-28-08

SJ

Customer: UND Acct#: 205922230 Preliminary Insp _____ In Progress Insp _____

N#: N289ND AcftType: ARRO Model: PA28R-201 Bill Meter: 6,930.0 A/F Tach: 5,192.8 Init CSL

Part#	Serial#	Description	TSO	Total Time
PA28R-201	2844039	AIRFRAME (ARROW)	5,365.2	5,365.2
IO-360-C1C6	L2718951A	ENGINE (ARROW)	683.9	2,231.6
B2D34C213	002282	PROPELLER	1,221.8	4,686.1

PD	Problem / Discrepancy (PD)	ATA	CA	Corrective Action (CA)	ATA	ACC	Date	Hrs	OT	Tech	Insp
1	Landing light inop	33 40	1	Removed & Replaced landing light & connector, ops checked good	33 40	N	2/28	.5		SL	
2	stab trim indicator inop	27 30	1	adjusted stab trim tab indicator Mark Gebhard A&P2769406 Mark Gebhard	27 30	N	2/28	.3		SL	

INSPECTION SUPPLEMENT AND WORK ORDER

Odegard School of Aerospace Sci.
University of North Dakota
Grand Forks Intl. Airport
Mark Andrews Field
Grand Forks, ND 58202

WKO#: 1066869
Tech: SFB
Shop Code: F
Equip Code: A
Opened: 3/3/2008 18:04

OBTAIN ALL INITIALS BEFORE FILING

R/A SG
Parts (opt) _____
Date closed: 3/03/08

SG

Customer: UND Acct#: 205922230 Preliminary Insp _____ In Progress Insp _____

N#: N289ND AcftType: ARRO Model: PA28R-201 Bill Meter: 6,939.3 A/F Tach: 5,200.0 Init SB

Part#	Serial#	Description	TSO	Total Time
PA28R-201	2844039	AIRFRAME (ARROW)	5,372.4	5,372.4
IO-360-C1C6	L2718951A	ENGINE (ARROW)	691.1	2,238.8
B2D34C213	002282	PROPELLER	1,229.0	4,693.3

PD	Problem / Discrepancy (PD)	ATA	CA	Corrective Action (CA)	ATA	ACC	Date	Hrs	OT	Tech	Insp
1	Rt fwd cowl latch broken	7110	1	Replaced latch assy. Scott F Baker A&P2856702	7110	N	3/03	.5		SB	

INSPECTION SUPPLEMENT AND WORK ORDER

Odegard School of Aerospace Sci.
University of North Dakota
Grand Forks Intl. Airport
Mark Andrews Field
Grand Forks, ND 58202

WKO#: 1067114
Tech: MRS
Shop Code: F
Equip Code: A
Opened: 3/13/2008 11:01

OBTAIN ALL INITIALS BEFORE FILING

R/A MRS
Parts (optl) MRS
Date closed: 3/13/08

Customer: UND Acct#: 205922230 Preliminary Insp MRS In Progress Insp MRS

N#: N289ND AcftType: ARRO Model: PA28R-201 Bill Meter: 6,949.4 A/F Tach: 5,207.8 Init MRS

Part#	Serial#	Description	TSO	Total Time
PA28R-201	2844039	AIRFRAME (ARROW)	5,380.2	5,380.2
IO-360-C1C6	L2718951A	ENGINE (ARROW)	698.9	2,246.6
B2D34C213	002282	PROPELLER	1,236.8	4,701.1

PD	Problem / Discrepancy (PD)	ATA	CA	Corrective Action (CA)	ATA	ACC	Date	Hrs	OT	Tech	Insp
1	AD2008-06-51 Precision Fuel Inj. Plug Insp. Due dated 3/12/08	04-00	1	Researched records found AD is N/A by date of Manufacture Injector was installed new with Engine overhauled by Lycoming 7/25/06 Lyc. w/o# MT280628	73-20	N	3/13	.5		MRS	MRS

I certify the aircraft airframe, aircraft engine, propeller, or appliance identified above was repaired and inspected in accordance with current regulations of the Federal Aviation Administration with respect to the work performed and found to be airworthy and is approved for return to service. Certified Repair Station OG5R092N.

Authorized Signature Morgan R. Schmidt
Date 3/13/08

INSPECTION SUPPLEMENT AND WORK ORDER

Odegard School of Aerospace Sci.
University of North Dakota
Grand Forks Intl. Airport
Mark Andrews Field
Grand Forks, ND 58202

WKO#: 1067229
Tech: SFB
Shop Code: F
Equip Code: A
Opened: 3/18/2008 16:25

OBTAIN ALL INITIALS BEFORE FILING

R/A SB
Parts (opt) SM

SB

Date closed: 3/18/08

Customer: UND Acct#: 205922230 Preliminary Insp _____ In Progress Insp _____

N#: N288ND AcftType: ARRO Model: PA28R-201 Bill Meter: 6,960.5 A/F Tach: 5,216.3 Init SB

Part#	Serial#	Description	TSO	Total Time
PA28R-201	2844039	AIRFRAME (ARROW)	5,388.7	5,388.7
IO-360-C1C6	L2718951A	ENGINE (ARROW)	707.4	2,255.1
B2D34C213	002282	PROPELLER	1,245.3	4,709.6

PD	Problem / Discrepancy (PD)	ATA	CA	Corrective Action (CA)	ATA	ACC	Date	Hrs	DT	Tech	Insp
1	Control columns sticky	2730	1	Cleaned columns. Scott P Baker A&P2856702	2730	N	3/18	.3		SB	

INSPECTION SUPPLEMENT AND WORK ORDER

Odegard School of Aerospace Sci.
University of North Dakota
Grand Forks Intl. Airport
Mark Andrews Field
Grand Forks, ND 58202

WKO#: 1087291
Tech: SJC
Shop Code: F
Equip Code: A
Opened: 3/20/2008 11:33

OBTAIN ALL INITIALS BEFORE FILING

84

R/A _____
Parts (opt'l) _____

Date closed: 3/20

84

Customer: UND Acct#: 206922230 Preliminary Insp _____ In Progress Insp _____

N#: N289ND AcftType: ARRO Model: PA28R-201 Bill Meter: 6,971.0 A/F Tach: 5,224.8 Init _____

Part#	Serial#	Description	TSO	Total Time
PA28R-201	2844039	AIRFRAME (ARROW)	5,397.0	5,397.0
IO-360-C1C6	L2716951A	ENGINE (ARROW)	715.7	2,263.4
B2D34C213	002282	PROPELLER	1,253.6	4,717.9

PD	Problem / Discrepancy (PD)	ATA	CA	Corrective Action (CA)	ATA	ACC	Date	Hrs	OT	Tech	Insp
1	Right seat will not stay up	2510	1	adjusted seat release spr ok Steph Capt Ref 3197067	2510	N	3/20	.5		SJC	

INSPECTION SUPPLEMENT AND WORK ORDER

Odegard School of Aerospace Sci.
University of North Dakota
Grand Forks Intl. Airport
Mark Andrews Field
Grand Forks, ND 58202

WKO#: 1067335
Tech: AMM
Shop Code: W
Equip Code: A
Opened: 3/24/2008 13:09

OBTAIN ALL INITIALS BEFORE FILING

R/A
Parts (optl)
Date closed: 3/24

Customer: UND Acct#: 205922230 Preliminary Insp ____ In Progress Insp ____

N#: N289ND AcftType: ARRO Model: PA28R-201 Bill Meter: 6,979.5 A/F Tach: 5,231.6 Init ____

Part#	Serial#	Description	TSO	Total Time
PA28R-201	2844039	AIRFRAME (ARROW)	5,404.0	5,404.0
IO-360-C1C6	L2718951A	ENGINE (ARROW)	722.7	2,270.4
B2D34C213	002282	PROPELLER	1,260.6	4,724.9

PD	Problem / Discrepancy (PD)	ATA	CA	Corrective Action (CA)	ATA	ACC	Date	Hrs	OT	Tech	Insp
1	Aircraft needs to be washed	1220	1	Aircraft Washed	1220	N	3/24	1.5		AMM	

INSPECTION SUPPLEMENT AND WORK ORDER

Odegard School of Aerospace Sci.
University of North Dakota
Grand Forks Intl. Airport
Mark Andrews Field
Grand Forks, ND 58202

WKO#: 1067339
Tech: SFB
Shop Code: F
Equip Code: A
Opened: 3/24/2008 14:40

OBTAIN ALL INITIALS BEFORE FILING

R/A SP
Parts (optl) ~~LAPO~~
Date closed: 3/24/08

Customer: UND Acct#: 205922230 Preliminary Insp MES In Progress Insp MES

N#: N289ND AcftType: ARRO Model: PA28R-201 Bill Meter: 6,979.5 A/F Tach: 5,231.6 Init SB

Part#	Serial#	Description	TSO	Total Time
PA28R-201	2844039	AIRFRAME (ARROW)	5,404.0	5,404.0
IO-360-C1C6	L2718951A	ENGINE (ARROW)	722.7	2,270.4
B2D34C213	002282	PROPELLER	1,260.6	4,724.9

PD	Problem / Discrepancy (PD)	ATA	CA	Corrective Action (CA)	ATA	ACC	Date	Hrs	OT	Tech	Insp
1	Phase 2 insp due	0520	1		0520	N	3/24	3.5		SB	MES
							3/24	4.7		CLB	MES
	Compressions										
	#1 72/80										
	#2 68/80			This aircraft has been inspected in accordance With a(n) Phase 2 ~~Inspection, including, as applicable a routine~~ inspection of Cabin, Fuselage, Empennage, Wings, Landing Gear And a detailed inspection of Engine and Propeller. ~~Completion Date~~ 3/24/08							
	#3 70/80										
	#4 66/80										
2	AD 2002-26-01	0400	1	Inspected per MSB 342E, ~~7310~~	7410	N	3/24	.2		SB	MES
	Fuel inj. lines due			no defects noted. Next							
	Date: 1/31/03			due: 5297.6							
3	SB 3-07 Slick	0400	1	Lt n/a by S/N; Rt	7410	N	3/24	.2		SB	MES
	Magnetos due			N/A by Model Number							

INSPECTION SUPPLEMENT AND WORK ORDER Page 2 of 7

Work Order #: 1067339

on (PD)	GAMA	CA	Corrective Action (CA)	GAMA	ACC	Date	Hrs	OT	Mech	Insp
- Suppressor	0400	1	N/A by S/N	2400	N	3/24	.2		SB	MES
filters	0510	1	Installed New	7160	N	3/24	.1		C+B	MES
			Induction Air Filter							
			Next Doc. 5,431.6							
te does	3720	1	Replaced pressure	3720	N	3/24	.4		SB	MES
unted			switch, checks OK							

INSPECTION SUPPLEMENT AND WORK ORDER

Reg#: (N) 289ND

Work Order #: 1067339

PD	Problem Description (PD)	GAMA	CA	Corrective Action (CA)	GAMA	ACC	Date	Hrs	OT	Mech	Insp
4	SB 1187 Voltage Suppressor	0400	1	N/A by S/N	2400	N	3/24	.2		SB	MES
	replacement										
5	Induction air filters	0510	1	Installed New	7160	N	3/24	.1		CAB	MES
	due			Induction Air Filter							
				Next Due. 5,431.6							
6	Aux Vac ON Lite does	3720	1	Replaced pressure	3720	N	3/24	.4		SB	MES
	not stay illuminated			Switch, checks OK							

INSPECTION SUPPLEMENT AND WORK ORDER Page 3 of 7

Reg#: (N) 289ND Work Order #: 1067339

PD	Problem Description (PD)	GAMA	CA	Corrective Action (CA)	GAMA	ACC	Date	Hrs	OT	Mech	Insp
7	Pilots Cap belt frayed	2510	1	Determined to be	2510	N	3/24	.1		EB	MES
				serviceable							
8	Oil cooler winter	~~7250~~	1	Removed oil cooler	~~7250~~	N	3/24	.1		CLB	MES
	plate to be removed	7110		winter plate	7110						
9	Both cowl pin plates	7110	1	Installed New cowl	7110	N	3/24	2.0		CLB	MES
	gouged			pins I.A.W.							
				AC 43.13-1B Ch. 3-2							

INSPECTION SUPPLEMENT AND WORK ORDER Page 4 of 7

Reg#: (N) 289NT Work Order #: 1067339

PD	Problem Description (PD)	GAMA	CA	Corrective Action (CA)	GAMA	ACC	Date	Hrs	OT	Mech	Insp
10	Nose gear Rt door hinge loose	3220	1	Removed worn rivets, installed new per AC43-13 1b 4-57	3220	N	3/24	.4		GB	MES
11	Fwd muffler loose	7820	1	Removed and replaced fwd muffler clamp and secured w/ new cotter pin. Not loose now	7820	N	3/24	.3		GB	MES
12	Alternate air door actuating arm shims are loose	7160	1	Replaced worn shim with new. Checks OK	7160	N	3/24	.2		GB	MES

INSPECTION SUPPLEMENT AND WORK ORDER

Reg#: (N) 289ND

Work Order #: 1067339

PD	Problem Description (PD)	GAMA	CA	Corrective Action (CA)	GAMA	ACC	Date	Hrs	OT	Mech	Insp
13	Left heater hose is loose	2140	1	Tightened Left Heater Hose.	2140	N	3/24	.1		CLB	MES
14	Prop gov rod end worn	6100	1	Replaced rod end, checks OK.	6100	N	3/24	.2		SB	MES
15	Rt fuel cap locking feature loose	2810	1	Replaced cap bottom and vent valve. Checks OK.	2810	N	3/24	.3		SB	MES

INSPECTION SUPPLEMENT AND WORK ORDER Page 6 of 7

Reg#: (N) 289ND Work Order #: 1067359

PD	Problem Description (PD)	GAMA	CA	Corrective Action (CA)	GAMA	ACC	Date	Hrs	OT	Mech	Insp
16	Static wicks broken off rudder and left aileron	2360	1	Installed New static wicks on rudder and left aileron	2360	N	3/24	.2		CLB	MES
17	Nose gear torque link cotter pin broken	3220	1	Installed New cotter pin in Nose gear torque link	3220	N	3/24	.1		CLB	MES
18	Lt MLG Truss support screws loose	3210	1	Torqued nuts per Piper Service Manual Ch 32-10-00	3210	N	3/24	.1		SB	MES

INSPECTION SUPPLEMENT AND WORK ORDER

Reg#: (N) 289ND

Work Order #: 1067339

PD	Problem Description (PD)	GAMA	CA	Corrective Action (CA)	GAMA	ACC	Date	Hrs	OT	Mech	Insp
19	Rt Main strut leaking	3210	1	Removed and replaced	3210	N	3/24	.6		SB	MES
				packings, serviced			3/24	.2		CLB	MES
				with MIL-H-5606 and							
				N2							
20	5 ea. spark plugs	7420	1	Replaced with new	7420	N	3/24	.3		SB	MES
	failed erosion test			spark plugs							
21	Insp time	0560	1	Inspection time	0560	N	3/24	2.5		MES	MES

I certify the aircraft airframe, aircraft engine, propeller, or appliance identified above was repaired and inspected in ~~accordance with current regulations of the Federal Aviation~~ Administration with respect to the work performed and found to be airworthy and is approved for return to service.
Certified Repair Station OG5R092N

Authorized Signature

Date 3/24/08

INSPECTION SUPPLEMENT AND WORK ORDER

Odegard School of Aerospace Sci.
University of North Dakota
Grand Forks Intl. Airport
Mark Andrews Field
Grand Forks, ND 58202

WKO#: 1067343
Tech: CLB
Shop Code: F
Equip Code: A
Opened: 3/24/2008 15:06

OBTAIN ALL INITIALS BEFORE FILING

R/A
Parts (optl)

Date closed: 3/24

Customer: UND Acct#: 205922230 Preliminary Insp ____ In Progress Insp ____

N#: N289ND AcftType: ARRO Model: PA28R-201 Bill Meter: 6,979.5 A/F Tach: 5,231.6 Init ____

Part#	Serial#	Description	TSO	Total Time
PA28R-201	2844039	AIRFRAME (ARROW)	5,404.0	5,404.0
IO-360-C1C6	L2718951A	ENGINE (ARROW)	722.7	2,270.4
B2D34C213	002282	PROPELLER	1,260.6	4,724.9

PD	Problem / Discrepancy (PD)	ATA	CA	Corrective Action (CA)	ATA	ACC	Date	Hrs	OT	Tech	Insp
	OPENED			IN ERROR							

INSPECTION SUPPLEMENT AND WORK ORDER

Odegard School of Aerospace Sci.
University of North Dakota
Grand Forks Intl. Airport
Mark Andrews Field
Grand Forks, ND 58202

WKO#: 1067439
Tech: CAB
Shop Code: F
Equip Code: A
Opened: 3/27/2008 19:53

OBTAIN ALL INITIALS BEFORE FILING

R/A 80
Parts (optl) SMT
Date closed: 3/27/08

84

Customer: UND Acct#: 205922230 Preliminary Insp MES In Progress Insp MES

N#: N289ND AcftType: ARRO Model: PA28R-201 Bill Meter: 6,988.4 A/F Tach: 5,238.3 Init GS

Part#	Serial#	Description	TSO	Total Time
PA28R-201	2844039	AIRFRAME (ARROW)	5,410.7	5,410.7
IO-360-C1C6	L2718951A	ENGINE (ARROW)	729.4	2,277.1
B2D34C213	002282	PROPELLER	1,267.3	4,731.6

PD	Problem / Discrepancy (PD)	ATA	CA	Corrective Action (CA)	ATA	ACC	Date	Hrs	OT	Tech	Insp
1	Starter would not turn propeller on start,	80/10	1	Lube starter, & started A/C several times, ops check good, could not duplic problem.	80/10	N	3/27	.5		CAB	MES

I certify the ~~aircraft airframe~~, aircraft engine, propeller, or appliance identified above was repaired and inspected in accordance with current regulations of the Federal Aviation Administration with respect to the work performed and found to be airworthy and is approved for return to service. Certified Repair Station OG5R492N.

Authorized Signature

Date 3/27/8

INSPECTION SUPPLEMENT AND WORK ORDER

Odegard School of Aerospace Sci.
University of North Dakota
Grand Forks Intl. Airport
Mark Andrews Field
Grand Forks, ND 58202

WKO#: 1067453
Tech: JDL
Shop Code: F
Equip Code: A
Opened: 3/28/2008 9:37

OBTAIN ALL INITIALS BEFORE FILING

R/A _____
Parts (opt'l) _____
Date closed: 3-28-08

Customer: UND Acct#: 205922230 Preliminary Insp _____ In Progress Insp _____

N#: N289ND AcftType: ARRO Model: PA28R-201 Bill Meter: 6,988.4 A/F Tach: 5,238.3 Init

Part#	Serial#	Description	TSO	Total Time
PA28R-201	2844039	AIRFRAME (ARROW)	5,410.7	5,410.7
IO-360-C1C6	L2718951A	ENGINE (ARROW)	729.4	2,277.1
B2D34C213	002282	PROPELLER	1,267.3	4,731.6

PD	Problem / Discrepancy (PD)	ATA	CA	Corrective Action (CA)	ATA	ACC	Date	Hrs	OT	Tech	Insp
1	Cowling latch busted	71 10	1	Removed and replaced top cowl right forward latch. Checks good John D. Jones A&P 501946082	71 10	N	3/28	.8			

INSPECTION SUPPLEMENT AND WORK ORDER

Odegard School of Aerospace Sci.
University of North Dakota
Grand Forks Intl. Airport
Mark Andrews Field
Grand Forks, ND 58202

WKO#: 1067484
Tech: BTM
Shop Code: F
Equip Code: A
Opened: 3/29/2008 10:03

OBTAIN ALL INITIALS BEFORE FILING

R/A BY
Parts (optl) _____
Date closed: 3-29-08

BY

Customer: UND Acct#: 205922230 Preliminary Insp _____ In Progress Insp _____

N#: N289ND AcftType: ARRO Model: PA28R-201 Bill Meter: 6,994.4 A/F Tach: 5,242.9 Init

Part#	Serial#	Description	TSO	Total Time
PA28R-201	2844039	AIRFRAME (ARROW)	5,415.3	5,415.3
IO-360-C1C6	L2718951A	ENGINE (ARROW)	734.0	2,281.7
B2D34C213	002282	PROPELLER	1,271.9	4,736.2

PD	Problem / Discrepancy (PD)	ATA	CA	Corrective Action (CA)	ATA	ACC	Date	Hrs	OT	Tech	Insp
1	Lt fuel sump leaks	2810	1	removed & replaced Lt sump with new one. AP2528728	2810	N	3/29	.5		BTM	

INSPECTION SUPPLEMENT AND WORK ORDER

Odegard School of Aerospace Sci.
University of North Dakota
Grand Forks Intl. Airport
Mark Andrews Field
Grand Forks, ND 58202

WKO#: 1067537
Tech: SFB
Shop Code: F
Equip Code: A
Opened: 3/31/2008 20:58

OBTAIN ALL INITIALS BEFORE FILING

R/A
Parts (opt'l) N/A
Date closed: 3/31/08

Customer: UND Acct#: 205922230 Preliminary Insp Init In Progress Insp Init

N#: N289ND AcftType: ARRO Model: PA28R-201 Bill Meter: 6,996.7 A/F Tach: 5,244.4 Init SB

Part#	Serial#	Description	TSO	Total Time
PA28R-201	2844039	AIRFRAME (ARROW)	5,416.8	5,416.8
IO-360-C1C6	L2718951A	ENGINE (ARROW)	735.5	2,283.2
B2D34C213	002282	PROPELLER	1,273.4	4,737.7

PD	Problem / Discrepancy (PD)	ATA	CA	Corrective Action (CA)	ATA	ACC	Date	Hrs	OT	Tech	Insp
1	ELT Randomly went off in flight ELT 110-4 S/N 70736	2560	1	T/S System, faulty wiring or dash switch. Removed ELT, MEL'd sys per 25-9 MEL Procedures. Updated Wt & Bal and equip list.	2560	N	3/31	1.3		SB	Init

I certify the aircraft airframe, aircraft engine, propeller, or appliance identified above was repaired and inspected in accordance with current regulations of the Federal Aviation Administration with respect to the work performed and found to be airworthy and is approved for return to service.
Certified Repair Station OGSR092N.

Authorized Signature
Date 3-31-08

REMOVED

JOHN D. ODEGARD
SCHOOL OF AEROSPACE SCIENCES
UNIVERSITY OF NORTH DAKOTA

WEIGHT AND BALANCE, AND EQUIPMENT LIST REVISION

AIRCRAFT MODEL PA 28R-201

N NUMBER 289ND

SERIAL NO 2844039

DATE 3/31/08

AMOUNT	DESCRIPTION	WEIGHT (LB)	ARM (IN)	MOMENT
-1	ELT 110-4	- 4.26	236.750	1008.55

	E.W.	C.G	MOMENT
PREVIOUS EMPTY AIRPLANE	1853.99	86.41	160,206.69
TOTAL ADDED OR SUBTRACTED	- 4.26		1008.55
REVISED EMPTY AIRPLANE	1849.73	86.06	159,198.14
USEFUL LOAD 886.01 + 4.26 = 900.27	Name Scott F Baker		
	Cert No 04SRP92N		

c:\wt&bal.doc11/29/07

INSPECTION SUPPLEMENT AND WORK ORDER

Odegard School of Aerospace Sci.
University of North Dakota
Grand Forks Intl. Airport
Mark Andrews Field
Grand Forks, ND 58202

WKO#: 1067859
Tech: MSB
Shop Code: F
Equip Code: A
Opened: 4/12/2008 12:06

OBTAIN ALL INITIALS BEFORE FILING

R/A: 84
Parts (opt'l): 84
Date closed: 4-12-08

Customer: UND Acct#: 205922230 Preliminary Insp _____ In Progress Insp _____

N#: N289ND AcftType: ARRO Model: PA28R-201 Bill Meter: 7,034.6 A/F Tach: 5,274.0 Init MSB

Part#	Serial#	Description	TSO	Total Time
PA28R-201	2844039	AIRFRAME (ARROW)	5,446.4	5,446.4
IO-360-C1C6	L2718951A	ENGINE (ARROW)	765.1	2,312.8
B2D34C213	002282	PROPELLER	1,303.0	4,787.3

PD	Problem / Discrepancy (PD)	ATA	CA	Corrective Action (CA)	ATA	ACC	Date	Hrs	OT	Tech	Insp
1	During start, starter would not turn prop P/N MZ6222 S/N off H025886 S/N on H111351	80 00	1	Replaced starter, ops ck good	80 00	N	4-12	1.5		MSB	
2	Ldg Lt inop	33 40	1	Installed new bulb. ops ck good Mitch Bendzick A+P501709661	33 40	N	4-12	.2		MSB	

1. Approving National Aviation Authority/Country: FAA/UNITED STATES	2. **AUTHORIZED RELEASE CERTIFICATE** FAA Form 8130-3, AIRWORTHINESS APPROVAL TAG	3. Form Tracking Number: H111351
4. Organization Name and Address: KELLY AEROSPACE POWER SYSTEMS, 2900 SELMA HWY., MONTGOMERY, AL. 36108 PQ1383CE-D		5. Work Order/Contract/Invoice Number: M705470

6. Item:	7. Description:	8. Part Number:	9. Eligibility: *	10. Quantity:	11. Serial/Batch Number:	12. Status/Work:
1	LW STARTER **** END ****	MZ-6222	N/A	1	H111351	NEW

13. Remarks:

AIRWORTHINESS APPROVAL- PARTS. THIS FORM IS NOT AN EXPORT APPROVAL.

14. Certifies the items identified above were manufactured in conformity to:	19. ☐ 14 CFR 43.9 Return to Service ☐ Other regulation specified in Block 13
☒ Approved design data and are in a condition for safe operation. ☐ Non-approved design data specified in Block 13.	Certifies that unless otherwise specified in Block 13, the work identified in Block 12 and described in Block 13 was accomplished in accordance with Title 14, Code of Federal Regulations, part 43 and in respect to that work, the items are approved for return to service.

15. Authorized Signature:	16. Approval/Authorization No.:	20. Authorized Signature:	21. Approval/Certificate No:
	DMIR501213CE		
17. Name (Typed or Printed): W. MICHAEL McCLUSKEY	18. Date (m/d/y): NOV 2 1 2007	22. Name (Typed or Printed):	23. Date (m/d/y):

User/Installer Responsibilities

It is important to understand that the existence of this document alone does not automatically constitute authority to install the part/component/assembly.

Where the user/installer performs work in accordance with the national regulations of an airworthiness authority different than the airworthiness authority of the country specified in Block 1, it is essential that the user/installer ensures that his/her airworthiness authority accepts parts/components/assemblies from the airworthiness authority of the country specified in Block 1.

Statements in Block 14 and 19 do not constitute installation certification. In all cases, aircraft maintenance records must contain an installation certification issued in accordance with the national regulations by the user/installer before the aircraft may be flown.

FAA Form 8130-3 (6-01) *Installer must cross-check eligibility with applicable technical data. NSN: 0052-00-012-9005

ESICODE: 72544

INSPECTION SUPPLEMENT AND WORK ORDER

Odegard School of Aerospace Sci.
University of North Dakota
Grand Forks Intl. Airport
Mark Andrews Field
Grand Forks, ND 58202

WKO#: 1068024
Tech: DBM
Shop Code: F
Equip Code: A
Opened: 4/19/2008 10:38

OBTAIN ALL INITIALS BEFORE FILING

R/A _____
Parts (opt'l) _____
Date closed: 4/19/08

Customer: UND Acct#: 205922230 Preliminary Insp _____ In Progress Insp _____

N#: N289ND AcftType: ARRO Model: PA28R-201 Bill Meter: 7,056.4 A/F Tach: 5,291.4 Init MNS

Part#	Serial#	Description	TSO	Total Time
PA28R-201	2844039	AIRFRAME (ARROW)	5,463.8	5,463.8
IO-360-C1C6	L2718951A	ENGINE (ARROW)	782.5	2,390.2
B2D34C213	002282	PROPELLER	1,320.4	4,784.7

PD	Problem / Discrepancy (PD)	ATA	CA	Corrective Action (CA)	ATA	ACC	Date	Hrs	DT	Tech	Insp
1	R/H Flap Static wic Broken	23.60	1	Removed & Replaced with new Static wic Morgan R Schreck AP501744DD	23.60	N	4/19	.5		MNS	

INSPECTION SUPPLEMENT AND WORK ORDER

Odegard School of Aerospace Sci.
University of North Dakota
Grand Forks Intl. Airport
Mark Andrews Field
Grand Forks, ND 58202

WKO#: 1066048
Tech: SJC
Shop Code: F
Equip Code: A
Opened: 4/21/2008 8:26

OBTAIN ALL INITIALS BEFORE FILING

R/A
Parts (opt'l)

Date closed: 4/21/08

Customer: UND Acct#: 205822230 Preliminary Insp In Progress Insp

N#: N289ND AcftType: ARRO Model: PA28R-201 Bill Meter: 7,057.5 A/F Tach: 5,292.2 Init: KLH

Part#	Serial#	Description	TSO	Total Time
PA28R-201	2844039	AIRFRAME (ARROW)	5,464.6	5,464.6
IO-360-C1C6	L2718951A	ENGINE (ARROW)	783.3	2,331.0
B2D34C213	002282	PROPELLER	1,321.2	4,785.5

PD	Problem / Discrepancy (PD)	ATA	CA	Corrective Action (CA)	ATA	ACC	Date	Hrs	DT	Tech	Insp
1	Und decals need to be replaced	1120	1	Replaced und decals	1120	N	4/21	1.0		KLH	
						N	4/21	.1		SA	

I certify the aircraft airframe, aircraft engine, propeller, or appliance identified above was repaired and inspected in accordance with current regulations of the Federal Aviation Administration with respect to the work performed and found to be airworthy and is approved for return to service.
Certified Repair Station OG5R092N.

Authorized Signature
Date 4-21-08

INSPECTION SUPPLEMENT AND WORK ORDER

Odegard School of Aerospace Sci.
University of North Dakota
Grand Forks Intl. Airport
Mark Andrews Field
Grand Forks, ND 58202

WKO#: 1068284
Tech: CES
Shop Code: F
Equip Code: A
Opened: 4/29/2008 15:27

OBTAIN ALL INITIALS BEFORE FILING

R/A 80
Parts (optl) _____

84

Date closed: 4/29

Customer: UND Acct#: 205922230 Preliminary Insp _____ In Progress Insp _____

N#: N289ND AcftType: ARRO Model: PA28R-201 Bill Meter: 7,069.7 A/F Tach: 5,301.5 Init _____

Part#	Serial#	Description	TSO	Total Time
PA28R-201	2844039	AIRFRAME (ARROW)	5,473.9	5,473.9
IO-360-C1C6	L2718951A	ENGINE (ARROW)	792.6	2,340.3
B2D34C213	002282	PROPELLER	1,330.5	4,794.8

PD	Problem / Discrepancy (PD)	ATA	CA	Corrective Action (CA)	ATA	ACC	Date	Hrs	OT	Tech	Insp

INSPECTION SUPPLEMENT AND WORK ORDER

Odegard School of Aerospace Sci
University of North Dakota
Grand Forks Intl Airport
Mark Andrews Field
Grand Forks, ND 58202

WKO#: 1066072
Tech: DBM
Shop Code: F
Equip Code: A
Opened: 4/21/2008 14:58

OBTAIN ALL INITIALS BEFORE FILING

R/A
Parts (opt#)
Date closed: 4/23/08

Customer: UND Acct#: 205822230 Preliminary Insp Inprogress Insp

N# N289ND AcftType ARRO Model PA28R-201 Bill Meter: 7,057.5 A/F Tach: 5,292.2 Init

Part#	Serial#	Description	TSO	Total Time
PA28R-201	2844039	AIRFRAME (ARROW)	5,464.6	5,464.6
IO-360-C1C6	L2713661A	ENGINE (ARROW)	783.3	2,351.0
B2D34C213	002282	PROPELLER	1,321.2	4,785.5

PC	Problem / Discrepancy (PD)	ATA	CA	Corrective Action (CA)	ATA	ACO	Date	Hrs	DT	Tech	Insp
1	PHASE 3 INSP	05 20	1	began phase 3 insp	05 20	N	4/21	5.0			
					05 20	N	4/21	3.0		DBM	
		05 20	2	completed phase 3 insp	05 20	N	4/23	2.5			
				This aircraft has been inspected in accordance With a(n) phase 3 Inspection, including, as applicable a routine inspection of engine propeller, cabin, fuselage and empennage And a detailed inspection of wings and landing gear. Completion Date 4/23/08							
2	SB UND8 WING SPAR CHAFFING	04 08	1	inspected FAW SB UND8 no defects noted	04 08	N	4/21	.2			
3	SL1087 WING AFT SPAR BOLT TORQUE CHECK	04 00	1	performed torque ck. IAW SL1087 no defects noted	04 00	N	4/21	.2			

INSPECTION SUPPLEMENT AND WORK ORDER Page 2 of 8

Reg#: (N) 289 ND Work Order #: 1068072

PD	Problem Description (PD)	GAMA	CA	Corrective Action (CA)	GAMA	ACC	Date	Hrs	OT	Mech	Insp
4	AD 2002-26-01	04 00	1	inspected IAW AD	04 00	N	4/21	.2			
	FUEL LINES INSP			2002-26-01 no defects							
				noted eff. date: 1/31/03							
				next due: 5357.6							
5	SB 1156 NLG DRAG	04 00	1	removed old	04 00	N	4/21	.3			
	BOLT REPLACEMENT			replaced drag link							
				bolt next due: 5992.2							
6	BATTERY STRAP	24 00	1	part ordered	24 00	N	4/21	.1			
	~~BROKEN~~ BROKEN		2	removed and		N	4/23	1.0			
				replaced strap							

INSPECTION SUPPLEMENT AND WORK ORDER Page 3 of 3

Reg#: (N) 289 ND Work Order #: 1068072

PD	Problem Description (PD)	GAMA	CA	Corrective Action (CA)	GAMA	ACC	Date	Hrs	OT	Mech	Insp
7	NOSE TIRE WORN	32 00	1	REPLACED NOSE	32 00	N	4/21	.5		DBM	
				TIRE AND TUBE.							
8	LOOSE PANEL BELOW	25 00	1	tightened screws	25 00	N	4/21	.1			
	THROTTLE QUADRANT										
9	prop has nicks	61 00	1	dressed prop	61 00	N	4/21	.2			

INSPECTION SUPPLEMENT AND WORK ORDER Page 4 of 8

Reg#: (N) 284NP Work Order #: 1068072

PD	Problem Description (PD)	GAMA	CA	Corrective Action (CA)	GAMA	ACC	Date	Hrs	OT	Mech	Insp
10	portion of spit window seal is missing	56 10	1	~~OA ORDER~~ installed new seal from bench stock	56 10	N	4/21	.2			
11	flap lever placard is unreadable	11 30	1	installed new placard	11 30	N	4/21	.2			
12	Jack screw needs greasN	27 40	1	lubed jack screw	27 40	N	4/21	.2			

INSPECTION SUPPLEMENT AND WORK ORDER

Reg#: (N) 289NP

Work Order #: 168072

PD	Problem Description (PD)	GAMA	CA	Corrective Action (CA)	GAMA	ACC	Date	Hrs	OT	Mech	Insp
13	both static wicks	23 60	1	removed and	23 60	N	4/21	.2			
	on stabilator are			replaced static							
	broken			wicks							
14	L/H fuel cap bottom	28 10	1	removed and replaced	28 10	N	4/21	.2			
	is worn			bottom							
15	upstop bumper	32 20	1	removed and	32 20	N	4/21	.3			
	on NLG is worn			replaced bumper							

INSPECTION SUPPLEMENT AND WORK ORDER

Reg#: (N) 289NP

Work Order #: 1068872

PD	Problem Description (PD)	GAMA	CA	Corrective Action (CA)	GAMA	ACC	Date	Hrs	OT	Mech	Insp
16	LEFT MAIN STRUT	32 10	1	REPLACED O-RING AT TOP OF	32 10	N	4/21	5.0		DBM	
	LEAKING			MLG ORIFICE. AND THE ORINGS AT ~~AT OR~~							
				THE BOTTOM OF STRUT. STRUT WAS							
				REMOVED TO FACILITATE MAINT.							
				STRUT WAS SUBSEQUENTLY RE-INSTALLED							
17	R/H outboard	27 10	1	Removed & replaced	27 10	N	4/22	.5			
	aileron pulley			pulley							
	is flat spotted										
18	L/H outboard aileron	27 10	1	Removed & replaced	27 10	N	4/22	.5			
	pulley is frozen			pulley							
	in place										

INSPECTION SUPPLEMENT AND WORK ORDER

Reg#: (N) 289ND

Work Order #: 1065072

PD	Problem Description (PD)	GAMA	CA	Corrective Action (CA)	GAMA	ACC	Date	Hrs	OT	Mech	Insp
19	both aft aileron pulleys at wing root are frozen in place	27 10	1	Cleaned & lubricated pulleys ops ok good	27 10	N	4/22	.2		[signature]	[signature]
20	Rod end on RH MLG door is worn	32 10	1	Upon further investigation found hinge pin worn. Removed & replaced hinge pin from stock	32 10	N	4/22	1.0		[signature]	[signature]
21	L/H MLG upper scissor Link trunnion bushings worn	32 10	1	Removed & replaced left bushing	32 10	N	4/22	.4		[signature]	[signature]

INSPECTION SUPPLEMENT AND WORK ORDER

Reg#: (N) 289ND

Work Order #: 1068072

PD	Problem Description (PD)	GAMA	CA	Corrective Action (CA)	GAMA	ACC	Date	Hrs	OT	Mech	Insp
22	all NAV rod ends worn on doors	32 20	1	Removed & replaced all rod ends	32 20	N	4/22	1.0			
23	ELT mel'd as removed	25 60	1	inspected system found problem to persist re-mel'd	25 60	N	4/22	.2			
24	inspector time	05 60	1	time	65 60	N	4/22	1.5			
							4/23	1.0			

I certify the aircraft airframe, aircraft engine, propeller, or appliance identified above was repaired and inspected in accordance with current regulations of the Federal Aviation Administration with respect to the work performed and found to be airworthy and is approved for return to service.
Certified Repair Station OG5R092N

Authorized Signature

Date 4-23-08

NOTE:

1. INJECTION MOLDED ONTO -3.
2. -5 ASSY IS FOR SERVICE ONLY. WHEN THIS ASSY IS USED AS A SERVICE REPLACEMENT, THE FOLLOWING NOTE MUST BE IN THE PACKAGE: DRILL AND TAP FOR 5/16-18 UNC 2A-1 ON MODEL Z8RT 201 S/N 8118031 AND UP. USE STOP AS IS "DO NOT DRILL AND TAP"
3. IDENTIFICATION COLOR = NATURAL (WHITE-CREAM).

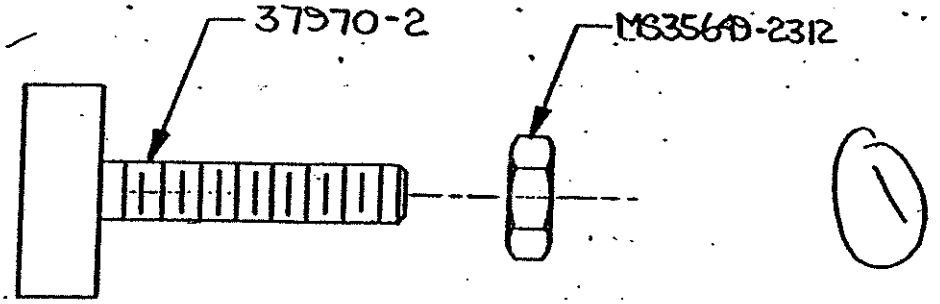

-5 ASSY.

FAB. DWG. CRIB

							6
							5
							4
		POLYESTER POLYURETHANE (MILLATHANE 66/ COMPOUND # M-66-59) TSE INDUSTRIES			<1><3>		3
O STZ.		COMMERCIAL GRADE	COMMERCIAL GRADE ZINC PLATE .0002 THICK				2
1524 TSE INDUSTRIES							1
IAL	STOCK SIZE	MATERIAL SPECIFICATION		FINISH SPECIFICATION	INSPECTION SPECIFICATION	ZONE	ITEM NO.

THIS DRAWING IS THE PROPERTY OF THE PIPER AIRCRAFT CORP. AND ITS POSSESSION BY UNAUTHORIZED PERSONS SHALL NOT BE CONSTRUED AS PERMISSION TO REPRODUCE FOR SALE, IN WHOLE OR IN PART, ANY DEVICES SHOWN THEREON.

PIPER AIRCRAFT CORP.
VERO BEACH, FLORIDA

DOA DESIGN REVIEW

STRUCTURES		
PROPULSION		
SYSTEMS		
AVIONICS & ELECT.		

STOP ASSEMBLY-NOSE GEAR

REF. LAYOUT NO. (S)

SH. 1

37070 ABE

1. Approving National Aviation Authority/Country:	2.	3. Form Tracking
FAA/United States	**AUTHORIZED RELEASE CERTIFICATE** **FAA Form 8130-3, AIRWORTHINESS APPROVAL TAG**	**7278/113**

4. Organization Name and Address:		5. Work Order/ Contract/ Invoice Number:
Michelin Aircraft Tire Company, LLC 515 Michelin road Greenville, SC 29605 (TSOA PT 1283 CE)	Michelin Siam Co., Ltd 57 Moo 6 Nongplakradee Rd. Nongplamore, NongKhae, Saraburi 18140 (TSOA PT 1283CE-DX)	**DIDS7278N2**

6. Item:	7. Description:	8. Part Number:	9. Eligibility: *	10. Quantity:	11. Serial/Batch Number:	12. Status/Work:
1	**5.00-5/6/120**	**072-312-0**	N/A	1	**7207W00162**	**NEW**

13. Remarks. :

DIRECT SHIPMENT AUTHORIZATION

14. Certifies the items identified above were manufactured in conformity to:

☒ Approved design data are in a condition for safe operation.
☐ Non-approved design data specified in Block 13.

19. ☐ 14 CFR 43.9 Return to Service ☐ Other regulation specified in Block 13

Certifies that unless otherwise specified in Block 13, the work identified in Block 12 and described in Block 13 was accomplished in accordance with Title 14, Code of Federal Regulations, part 43 and in respect to that work, the items are approved for return to service.

15. Authorized Signature:	16. Approval/Authorization No:	20. Authorized Signature:	21. Approval/ Certificate Number:
	DMIR 511237CE	NA	NA
17. Name (Typed or Printed):	**18. Date (m/d/y):**	**22. Name (Typed or Printed):**	**23. Date (m/d/y):**
M.Jittakorn Sukto	**27-Jul-07**	NA	NA

User/Installer Responsibilities

It is important to understand that the existence of this document alone does not automatically constitute authority to install the part/component/assembly.

Where the user/installer performs work in accordance with the national regulations of an airworthiness authority different than the airworthiness authority of the country specified in Block 1, it is essential that the user/installer ensures that his/her airworthiness authority accepts part/components/assemblies from the airworthiness authority of the country specified in Block 1.

Statements in Blocks 14 and 19 do not constitute installation certification. In all cases, aircraft maintenance records must contain an installation certification issued in accordance with the national regulations by the user/installer before the aircraft may be flown.

INSPECTION SUPPLEMENT AND WORK ORDER

legard School of Aerospace Sci.
iversity of North Dakota
and Forks Intl. Airport
irk Andrews Field
and Forks, ND 58202

WKO#: 1068328
Tech: JDR
Shop Code: A
Equip Code: A
Opened: 5/1/2008 7:14

OBTAIN ALL INITIALS BEFORE FILING

R/A KHP
Parts (opt) _____
Date closed: 5-1-2008

stomer: UND Acct#: 205922230 Preliminary Insp KHP In Progress Insp KHP

t: N289ND AcftType: ARRO Model: PA28R-201 Bill Meter: 7,076.6 A/F Tach: 5,306.8 Init JDR

rt#	Serial#	Description	TSO	Total Time
28R-201	2844039	AIRFRAME (ARROW)	5,479.2	5,479.2
-360-C1C6	L2718951A	ENGINE (ARROW)	797.9	2,345.6
D34C213	002282	PROPELLER	1,335.8	4,800.1

Problem / Discrepancy (PD)	ATA	CA	Corrective Action (CA)	ATA	ACC	Date	Hrs	OT	Tech	Insp
Comm 1 does not transmit or receive.	23 10	1	Resecured hose cable connector. Comm 1 operation tests good	23 10	N	5/1	2.0		JDR	KHP

I certify the aircraft airframe, aircraft engine, propeller, or appliance identified above was repaired and inspected in accordance with current regulations of the Federal Aviation Administration with respect to the work performed and found to be airworthy and is approved for return to service. Certified Repair Station OG5R092N.

Authorized Signature [signature]
Date 5/1/08

INSPECTION SUPPLEMENT AND WORK ORDER

legard School of Aerospace Sci.
iversity of North Dakota
and Forks Intl. Airport
ark Andrews Field
and Forks, ND 58202

WKO#: 1068836
Tech: KLH
Shop Code: W
Equip Code: A
Opened: 5/23/2008 13:52

OBTAIN ALL INITIALS BEFORE FILING

R/A _____
Parts (optl) _____

Date closed: 5/23/08

stomer: UND Acct#: 205922230 Preliminary Insp _____ In Progress Insp _____

N289ND AcftType: ARRO Model: PA28R-201 Bill Meter: 7,129.2 A/F Tach: 5,347.3 Init _____

t##	Serial#	Description	TSO	Total Time
28R-201	2844039	AIRFRAME (ARROW)	5,519.7	5,519.7
-360-C1C6	L2718951A	ENGINE (ARROW)	838.4	2,386.1
D34C213	002282	PROPELLER	1,376.3	4,840.6

Problem / Discrepancy (PD)	ATA	CA	Corrective Action (CA)	ATA	ACC	Date	Hrs	OT	Tech	Insp
Aircraft needs to be washed	1220	1	Washed aircraft	1220	N	5/23	1.0		KLH	

INSPECTION SUPPLEMENT AND WORK ORDER

Odegard School of Aerospace Sci.
University of North Dakota
Grand Forks Intl. Airport
Mark Andrews Field
Grand Forks, ND 58202

WKO#: 1068837
Tech: SFB
Shop Code: F
Equip Code: A
Opened: 5/23/2008 14:49

OBTAIN ALL INITIALS BEFORE FILING

R/A
Parts (opt'l)
Date closed: 5/23/08

Customer: UND Acct#: 205922230 Preliminary Insp MSB In Progress Insp MNS

N#: N289ND AcftType: ARRO Model: PA28R-201 Bill Meter: 7,129.2 A/F Tach: 5,347.3 Init SB

Part#	Serial#	Description	TSO	Total Time
PA28R-201	2844039	AIRFRAME (ARROW)	5,519.7	5,519.7
IO-360-C1C6	L2718951A	ENGINE (ARROW)	838.4	2,386.1
B2D34C213	002282	PROPELLER	1,376.3	4,840.6

PD	Problem / Discrepancy (PD)	ATA	CA	Corrective Action (CA)	ATA	ACC	Date	Hrs	OT	Tech	Insp
1	Phase 4 Insp.	0520	I		0520	N	5/23	3.5		SB	MNS
	due					N	5/23	3.5		DTC	MNS
						N	5/23	3.5		NTC	MNS
				This aircraft has been inspected in accordance With a(n) Phase 4 Inspection, including, as applicable a routine inspection of Cabin, Empennage, Wings, Fuselage, Landing Gear And a detailed inspection of Engine and propeller. Completion Date 5/23/08							
2	AD2008-08-14	0400	I	No defects noted	7310	N	5/23	.2		SB	MNS
	RSA fuel inj. plug			~~Next due 5/17.08~~							
	due Date: 4/29/08			See PD# 23							

INSPECTION SUPPLEMENT AND WORK ORDER Page 2 of 7

Reg#: (N) 289MD Work Order #: 1068837

PD	Problem Description (PD)	GAMA	CA	Corrective Action (CA)	GAMA	ACC	Date	Hrs	OT	Mech	
3	SL 1108 Manifold Press	~~0400~~ 05-50	1	Transducer not installed,	7710	N	5/23	.1		SB	mns
	X-ducer failure due	mns		no further action.							
4	AD 2002-26-01 fuel	0400	1	Insp per MSB 342E,	7310	N	5/23	.2		SB	mns
	injector lines Insp-			no defects. Next due							
	due. Date: 1/31/03			5417.6							
5	~~SB UND4 ELT~~	0400	1	Visual insp revealed	5760	N	5/23	.2		SB	mns
	~~6" DR~~ SB UND8 Wing			no chafing							
	Spar Chaffing due										

INSPECTION SUPPLEMENT AND WORK ORDER

Reg#: (N) 289ND

Work Order #: 1068837

PD	Problem Description (PD)	GAMA	CA	Corrective Action (CA)	GAMA	ACC	Date	Hrs	OT	Mech	
6	ELT MEL'd inop	25/60	1	~~Troubleshot~~ Inspected system found wire chafing behind instrument panel repaired wire + installed ELT p# ELT110-4 ser# 70336 battery replacement due Oct 2010. Ops check good.	25/60	N	5/23	3.0		Core	MNA
7	Rt fwd cowl latch broken	71-10	1	replaced latch	71-10	N	5/23	.5		NJ6	MNA
							5/23	.1		SB	MNA

This ELT was inspected in accordance with applicable manufacturer's instruction or FAA Notice 8130.24, and found to meet the requirements of FAR 91.207 (d).

ELT Model 110-4 ELT S/N # 70336

ELT Test Date 5-23-08

Authorized Signature [signature]

Certified Repair Station OG5R092N

INSPECTION SUPPLEMENT AND WORK ORDER Page 4 of 9

Reg#: (N) 289ND Work Order #: 1068837

PD	Problem Description (PD)	GAMA	CA	Corrective Action (CA)	GAMA	ACC	Date	Hrs	OT	Mech	Ins
8	Environmentals intake boot torn	71-60	1	Sealed ~~to~~ DTL rip with rtv sealant	71-60	N	5/23	.1		DTL	mnf
9	Redundant ground wire loose @ alternator case	2400	1	Tightened Redundant ground wire at alternator case	2400	N	5/23	.1		DTL	mnf
10	Oil servicing door loose	7110	1	replaced oil servicing door hinge	7110	N	5/23	.7 .1		NTL SB	mnf mnf

INSPECTION SUPPLEMENT AND WORK ORDER Page 5 of 9

Reg#: (N) 289ND Work Order #: 1068837

PD	Problem Description (PD)	GAMA	CA	Corrective Action (CA)	GAMA	ACC	Date	Hrs	OT	Mech	
11	Left cowl pin bushing worn	71-10	1	replaced bushing	71-10	N	5/23	.1		MG	mrk
								1		85	mrk
12	Left defrost tube has a hole worn through	2140	1	Sealed hole with high temp silicone	2140	N	5/23	.1		DTL	mrk
13	Nose gear up stop worn/cracked	3230	1	Removed & replaced the Nose gear up stop.	3230	N	5/23	.2		DTL	mrk

INSPECTION SUPPLEMENT AND WORK ORDER

Reg#: (N) 789ND

Work Order #: 10688837

PD	Problem Description (PD)	GAMA	CA	Corrective Action (CA)	GAMA	ACC	Date	Hrs	OT	Mech	
14	Nose strut requires servicing	32-20	1	Serviced Nose strut.	32-20	N	5/23	.3		DTL	MNS
15	Corrosion on battery box and box top	24-00	1	cleaned, neutralized, and sealed corroded area, installed new fastener in top	24-00	N	5/23	.8		NJG	MNS
							5/23	.1		DTL	MNS
16	#4 top spark plug & #2 bottom spark plug worn beyond limits	74-20	1	Removed & replaced #4 top & #2 bottom Spark plugs.	74-20	N	5/23	.1		DTL	MNS

INSPECTION SUPPLEMENT AND WORK ORDER

Reg#: (N) 289 ND

Work Order #: 1068837

PD	Problem Description (PD)	GAMA	CA	Corrective Action (CA)	GAMA	ACC	Date	Hrs	OT	Mech	Ins
17	Gear pump reservoir fluid level is low	2910	1	Filled Gear pump reservoir with proper amount of Fluid	1240	N	5/23	.2		DSR	MHS
18	Left main tire is cut	3240	1	Removed and replaced tire and tube	3240	N	5/23	.4		SS	MHS
19	Prop gov rod end worn	61-20	1	Upon further Insp. Rod end determined to be servicable	61-20	N	5/23	.1		SS	MHS

INSPECTION SUPPLEMENT AND WORK ORDER Page 8 of 9

Reg#: (N) 289ND Work Order #: 1068837

PD	Problem Description (PD)	GAMA	CA	Corrective Action (CA)	GAMA	ACC	Date	Hrs	OT	Mech	Inspector
20	Aft muffler flame tube warped P/N ~~A67517-00~~ 67517-00R S/N 3434	78-10	1	Removed and replaced Aft muffler. Also installed new Cyl. #4 exhaust stack and Cyl. #4 & #2 exhaust stack gaskets. P/N 67517-00R, S/N 5416	78-10	N	5/23	.6		DSL	mnk
21	Loose screw on left gear truss support block	3230	1	Torqued per specs in 32-10-00 Piper Maint Manual	3210	N	5/23	.3		DSL	mnk
22	Throttle, Mixture & Prop govner control Cover ~~placard~~ DSL broken	2510	1	Removed & replaced throttle cover.	2510	N	5/23	.3		DSL	mnk

INSPECTION SUPPLEMENT AND WORK ORDER

Reg#: (N) 289ND

Work Order #: 1068837

PD	Problem Description (PD)	GAMA	CA	Corrective Action (CA)	GAMA	ACC	Date	Hrs	OT	Mech	Insp
23	MSB PRS-107 Rev 3	7320	1	Completed step G in	7320	N	5/23	.6		SB	MNS
	Terminating action			MSB PRS-107 Rev 3,							
	for fuel plug to be			installed new gasket							
	complied with			and safetied. No							
				further action req'd							
24	Insp time	0560	1	Insp Time for Billing	0560	N	5/23	2.0		MNS	MNS
				I certify the aircraft airframe, aircraft engine, propeller, or appliance identified above was repaired and inspected in accordance with current regulations of the Federal Aviation Administration with respect to the work performed and found to be airworthy and is approved for return to service. Certified Repair Station OG5R092N.							
				Authorized Signature Morgan R Stitch							
				Date 5/23/08							

U.S. Department
of Transportation
**Federal Aviation
Administration**

**Transport Airplane Directorate
Aircraft Certification Service**

1601 Lind Avenue Southwest
Renton, Washington 98057

APR 28 2008

In Reply
Refer To: 140S-GA-08-96

Mr. Roger Hall
Precision Airmotive LLC
14800 40th Avenue NE
Marysville, WA 98271

Dear Mr. Hall:

Subject: Alternative Method of Compliance (AMOC) to Airworthiness Directive (AD) 2008-08-14

We received your letter, dated March 28, 2008, requesting an AMOC to AD 2008-08-14, applicable to certain Lycoming and Continental fuel injected reciprocating engines.

You are requesting that the Federal Aviation Administration (FAA) grant an AMOC granting terminating action to AD 2008-08-14 for the subject engines based on compliance with Section G of Precision Airmotive Service Bulletin PRS-107, Revision 3, dated April 16, 2008.

The FAA has reviewed your AMOC proposal for AD 2008-08-14. As a result of this review, we concur with your proposal and your request for an AMOC is therefore granted.

This AMOC is transferable to your customers, and should be maintained as a part of the modified engine's permanent records.

This approval is subject to the following condition:

1. Before using this AMOC, your customer should notify his principal inspector (PI) in the appropriate FAA Flight Standards District Office (FSDO) or, lacking a PI, his local FSDO.

2. If, in the future, the Seattle Aircraft Certification Office (ACO) determines that this AMOC does not provide an acceptable level of safety, the Seattle ACO may revoke or revise the terms of the AMOC following notice to the requester and a seven-day opportunity for the requester to comment on the revocation or proposed revision.

Should you have any questions, please contact Mr. Richard Simonson of the Propulsion Branch at telephone number (425) 917-6507, fax number (425) 917-6590, or e-mail Richard.simonson@faa.gov.

Sincerely,

Philip L. Forde
Acting Manager, Seattle Aircraft
Certification Office

PRECISION AIRMOTIVE LLC
14800 40th Avenue NE
MARYSVILLE, WASHINGTON 98271
FAA-PMA FACILITY #PQ111NM

MANDATORY Service Bulletin Fuel Systems

ENGINEERING ASPECTS OF THIS BULLETIN ARE FAA APPROVED

Bulletin No.: PRS-107
Revision No: 3
Date: 4/16/08

SUBJECT: HEX PLUG 383493 COMING LOOSE FROM REGULATOR COVER

NOTE: THE FAA SEATTLE AIRCRAFT CERTIFICATION OFFICE HAS APPROVED THIS BULLETIN AS AN ALTERNATE METHOD OF COMPLIANCE TO EMERGENCY AD 2008-06-51 ON APRIL 16, 2008.

A. EFFECTIVITY:

All aircraft and engines with RSA-5 or RSA-10 series Fuel Injection Servos which have had a new, rebuilt, overhauled, or repaired servo installed since August 22, 2006.

This bulletin does NOT apply if:

1) The gasket (part number 365533) under the regulator hex plug was shipped by Precision Airmotive prior to August 22, 2006.
2) The servo has the letter "G" marked on the regulator hex plug. This indicates that a new gasket (part number 2577258) was installed.
3) The servo was manufactured/rebuilt/overhauled/repaired after 12/31/08.
4) Gasket part number 2577258 has been installed under the regulator hex plug for any reason.
5) The servo contains a regulator hex plug gasket manufactured by an FAA-PMA approved source other than Precision Airmotive. Continued airworthiness instructions for those non Precision Airmotive gaskets should be obtained from the manufacturer.

NOTE: If there is any doubt about whether one of the above five exceptions apply, this service bulletin is mandatory and must be complied with.

NOTE: This service bulletin applies to all Precision Airmotive AND all Bendix RSA-5 and RSA-10 series Fuel Injection Servos unless one of the above five exceptions apply.

B. REASON:

Precision Airmotive has recently learned of two incidents relating to its RSA fuel injection servos. In both cases the brass hex plug p/n 383493 on the cover of the regulator was found hanging from the safety wire, out of the hole, with damaged threads. In one instance the condition was found on the ground while troubleshooting a lean running condition. In the second instance the occurrence is believed to have happened in the air while flying at cruise power. The aircraft in the latter instance experienced a significant loss of power and misfiring while in flight. An off airport landing was made, resulting in considerable damage to the aircraft. The servos in these incidents had between 200 and 300 hours TSN. Precision Airmotive issued a Safety Alert on 3/3/08 requiring inspection of these plugs for looseness. Precision has now received additional reports of loose plugs on RSA-5 and RSA-10 servos on various different aircraft models. Precision Airmotive has determined that the gasket p/n 365533 located between the hex plug p/n 383493 and the servo regulator cover can shrink from engine heat which can cause the hex plug to lose torque against the regulator cover. The material in these

gaskets was changed beginning August 22, 2006, and the gaskets that have been identified as experiencing shrinkage were all comprised of the new gasket material.

This bulletin identifies affected servos and provides information for immediate inspection and repair.

C. **COMPLIANCE:**

IMMEDIATE ACTION REQUIRED PRIOR TO NEXT FLIGHT: Unless already accomplished in accordance with PRS-107 Rev 1, PRS-107 Rev 2, or FAA AD 2008-06-51, immediately inspect all aircraft or engine with RSA-5 or RSA-10 series servos which have had a new, rebuilt, overhauled, or repaired servo installed after August 22, 2006 that cannot be confirmed to have had gasket p/n 2577258 installed under the hex plug, to determine if the brass regulator hex plug is loose.

CONTINUED ACTION REQUIRED: Until terminating action is accomplished (see section G) continue periodic inspections to determine if the hex plug is loose.

1. If the plug HAS NOT BEEN re-torqued per section F, such inspections must occur at every oil change or every 50 hours of engine run time, whichever comes first.
2. If the plug HAS BEEN re-torqued per section F, such inspections must occur at every annual inspection or every 120 hours of engine run time, whichever comes first.

WARNING
THESE PERIODIC INSPECTIONS MUST BE CONTINUED UNTIL TERMINATING ACTION PER SECTION G BELOW IS ACCOMPLISHED.

TERMINATING ACTION: Accomplishment of the terminating action per section G is required to eliminate the repetitive inspections required above. Once section G has been completed, no further action is required.

D. **INSPECTION:**

WARNING
DO NOT FLY YOUR AIRCRAFT UNTIL THE REGULATOR HEX PLUG HAS BEEN INSPECTED.

Determining if the plug is loose requires more than just a visual inspection. The inspection should be accomplished by attempting to move the plug with a single finger. Do not use a wrench or apply significant torque to the plug. If the plug does not move, it is acceptable.

WARNING
IF THE PLUG IS LOOSE, DO NOT FLY YOUR AIRCRAFT UNTIL THE ISSUE IS RESOLVED AS SET FORTH IN THIS SERVICE BULLETIN.

E. **ACTION IF HEX PLUG IS NOT FOUND LOOSE.**

1. Enter in the Engine log book the date in which the plug was inspected per PRS-107 Revision 3 and indicate that the plug was NOT loose.
2. Continued action is required per section C. In order to eliminate the need for continued inspection, proceed as directed in section G.

F. **ACTION IF HEX PLUG IS FOUND LOOSE:**

NOTE: If replacement gasket p/n 2577258 gasket is available, install it per section G. If replacement gasket is not available, remove, inspect, and reinstall plug and gasket per this section.

1. Carefully cut and remove the safety wire that spans between the hex plug 383493 and regulator cover only.
2. Remove hex plug while ensuring that gasket 365533 that is behind the plug is not lost. The gasket may be slightly stuck to regulator cover.
3. Examine the threads on the hex plug and regulator cover for damage. Threads should not show signs of excessive wear. The hex plug outer diameter threads should also measure within .7400-.7500 inches. If the condition of the threads is suspect, please contact Precision Airmotive Product Support.
4. If the threads on either the hex plug or regulator cover are excessively worn or don't measure within the aforementioned dimensions the servo must be removed and sent to Precision Airmotive or an authorized repair station for repair.
5. If the threads on both the hex plug and the regulator cover are acceptable, inspect the gasket 365533 for tears and other damage. If the gasket is damaged acquire a new gasket from Precision Airmotive distribution.
6. With an acceptable hex plug, an acceptable regulator cover, and an acceptable gasket, install the gasket over the hex plug and install plug into the regulator cover. Torque the hex plug to 90-100 in-lbs.
7. The hex plug must be safety wired with .015 thru .025 inch diameter wire to the regulator cover as shown in the photos on the next page. The wire shall pass thru the plug such that it pulls the plug in the tightened direction and does not rest on the corners of the hex on the plug (it is acceptable to wrap under the corners of the hex plug). These photos are just two examples of acceptable safety methods. Other safety wire methods such as those described in FAA AC 43-13-1B (or latest revision) are also acceptable.
8. Ensure that any other safety wire on the servo that may have been damaged when removing the hex plug safety wire is replaced.
9. Enter in the engine log book the date in which the plug was inspected, torqued, and safety wired per this Service Bulletin PRS-107 Revision 3.
10. Continued action is required per section C. In order to eliminate the need for continued inspection, proceed as directed in section G.



Note: The safety wire through the hex plug shown in the left hand photo is .025" wire wrapped around regulator screws under existing wire. It does not go through the holes in the screws. The safety wire through the hex plug shown in the right hand photo is .015" wire which passes through the regulator screw hole. This is the normal safety wire method used at the factory.
IMPORTANT: The letter "G" shown in the photos is to be stamped ONLY if the new gasket, part number 2577258 has been installed.

G. TERMINATING ACTION:

1. Carefully cut and remove the safety wire that spans between the hex plug 383493 and regulator cover only.
2. Remove hex plug.
3. Examine the threads on the hex plug and regulator cover for damage. Threads should not show signs of excessive wear. The hex plug outer diameter threads should also measure within .7400-.7500 inches. If the condition of the threads is suspect, please contact Precision Airmotive Product Support.
4. If the threads on either the hex plug or regulator cover are excessively worn or don't measure within the aforementioned dimensions the servo must be removed and sent to Precision Airmotive or an authorized repair station for repair.
5. If the threads on both the hex plug and the regulator cover are acceptable, obtain a new gasket, part number 2577258 from Precision Airmotive. Discard the 365533 gasket.
6. Stamp or scribe the letter "G" onto the face of the hex plug as shown in the sample photos. This shall be done with the plug removed from the servo. DO NOT stamp the plug with it installed in the servo.

NOTE: The "G" stamped on the hex plug indicates that the new 2577258 gasket has been installed. Servos manufactured/rebuilt/overhauled/repaired before August 22, 2006 or after December 31, 2008 need not have this stamp. To minimize confusion in the immediate future, it is required that all servos manufactured/rebuilt/overhauled/repaired using the 2577258 gasket be stamped with a "G" on the hex plug until December 31, 2008.

7. With an acceptable hex plug, and an acceptable regulator cover, install the 2577258 gasket over the hex plug and install plug into the regulator cover. Torque the hex plug to 90-100 in-lbs.
8. Safety wire the plug as described in section F, paragraph 7.
9. Ensure that any other safety wire on the servo that may have been damaged when removing the hex plug safety wire is replaced.
10. Enter in the engine log book the date the 2577258 gasket was installed per this Service Bulletin PRS-107 Revision 3.

H. **SECTION IV – WARRANTY INFORMATION:**

If your servo was manufactured or rebuilt by Precision Airmotive during this time period, Precision will provide a reimbursement to the aircraft owner of up to $100 per servo for resolution of this problem. A listing of the serial numbers manufactured or rebuilt by Precision Airmotive during this time may be found on our website at www.precisionairmotive.com. Please note that this listing is NOT a complete list of servos that may contain this gasket. Servos overhauled or repaired by other repair stations during this time period may also contain this part and must comply with this bulletin.

Contact Information: Precision Airmotive LLC
Product Support Department
(360)651-8282

PARTS AVAILABILITY: As of March 21, 2008, gasket part number 365533 is no longer available from Precision Airmotive. The new gasket, part number 2577258 is available and should be used in place of 365533. Service Information Letter RS-87 has been published with instructions for use.

NOTE: All servos overhauled or repaired by repair stations after June 30, 2008 MUST use the new 2577258 gasket. After this date the 365533 gasket MAY NO LONGER BE INSTALLED.

1. Approving National Aviation Authority/Country:	2.	3. Form
FAA/UNITED STATES	**AUTHORIZED RELEASE CERTIFICATE** FAA Form 8130-3, AIRWORTHINESS APPROVAL TAG	ARTEX Page 1 of 1
4. Organization: Artex Aircraft Supplies, Inc. 14405 Keil Road Aurora, Oregon 97002 USA		5. Work Order/Contract/SO # 0110266

6. Entry	7. Description	8. Part Number	9. Eligibility*	10. Quantity	11. Serial/Batch Number	12. Status/Work
1.	MAIN ASSEMBLY, ELT 110-4	453-0150 REV. R3	N/A	1	70736	REPAIRED
2.	Last Item **********	**********	**********	**********	**********	**********

13. Remark

REPLACED C 201 (PRECAUTION FOR SELF ACTIVATION)

REPLACED G-SWITCH (INOP) MOD 16 (SUPERSEDES MOD 14)

REPLACED BATTERY PACK (CUSTOMER REQUEST) (WO#0093542 OCT/2010)

All work performed is recorded on Work Order: 0110266

All work performed in accordance with ARTEX Repair Station Manual 570-2222 Rev. 13 (28 May 2004).
Tested product per specified operational parameters. Product found to be in full compliance with specifications.

14. Certifies the items identified above were manufactured in conformity to:	19.
☐ Approved design data and are in condition for safe operation. ☐ Non-approved design data specified in Block 13.	☑ 14 CFR 43.9 Return to Service ☐ Other regulation specified in Block 13 Certifies that unless otherwise specified in block 13, the work identified in Block 12 and described in Block 13 was accomplished in accordance with Title 14, Code of Federal Regulations, part 43 and in respect to that work, the items are approved for return to service.

15. Authorized Signature:	16. Approval/Authorization No.:	20. Authorized Signature:	21. Approval/Certificate No.:
		Gary Weiss	JQ6R648N
17. Name (Typed or Printed):	**18. Date:**	**22. Name (Typed or Printed):**	**23. Date (m/d/y):**
		Gary Weiss	Apr/30/ 2008

User/Installer Responsibilities

It is important to understand that the existance of this Document alone does not automatically constitute authority to install the part/component/assembly.

Where the user/installer performs work in accordance with the national regulations of an airworthiness authority different than the airworthiness authority of the country specified in Block ,1 it is essential that the user/installer ensures that his/her airworthiness authority accepts parts/components/assemblies from the airworthiness authority of the country specified in Block 1.

Statements in block 14 and 19 do not constitute installation certification. In all cases aircraft maintenance records must contain an installation certification issued in accordance with the national regulations by the user/installer before the aircraft may be flown.

ARTEX AIRCRAFT SUPPLIES

14405 Keil Road NE, Aurora, OR 97002. Phone: (503) 678-7929 Fax: (503) 678-7930

SO Number: 0110266

ELTMake: MAIN ASSEMBLY, ELT 110-4 ELT Model: 453-0150 REV. R3 Serial Number: 70736

Date Received: 4/22/2008

Received Parts Inventory:

- [ ] Antenna
- [x] Battery Pack
- [ ] Coax Cable (1)
- [ ] Coax Cable (2)
- [ ] Buzzer
- [ ] Manual
- [ ] Install Kit
- [ ] Mounting Tray
- [ ] Top Cover
- [ ] Remote Switch
- [ ] End Cap

Mfg Date: 03/04

Mods: 14

Comments on Components:

Customer Name: UND, JDO School of Aerospace S

Address: Aerospace Fiscal Affairs
Odegard Hall Room 200

City: Grand Forks State: ND ZipCode: 58202-9007 CountryCode: USA

Phone: 701-777-7824 FaxNumber: 701-777-7929

- [ ] Warranty Repair
- [ ] Partial Warranty
- [ ] Warranty Denied

Service Required: WENT OFF IN FLIGHT; CHANGE BATTERY

Purchase Order:

Rejection Tag:

Preliminary Inspection Findings

G SWITCH IS INOPERATIVE
COULD NOT DUPLICATE CUSTOMER INDICATED PROBLEM

BAT WO#76227, Expires: FEB/2009, 9.57 VDC

- [x] Customer Provided with Estimate
- [x] Customer Approval Date: 4/22/2008

Authorizing Person: SHEENA LARSO

ARTEX AIRCRAFT SUPPLIES

14405 Keil Road NE, Aurora, OR 97002. Phone: (503) 678-7929 Fax: (503) 678-7930

SO Number: 0110266

REPAIR/TEAR DOWN

EPLACED G-SWITCH (INOP) MOD 16 (SUPERSEDES MOD 14)

REPLACED C 201 (PRECAUTION FOR SELF ACTIVATION)

REPLACED BATTERY PACK (CUSTOMER REQUEST) (WO#0093542 OCT/2010)

TESTED ELT IAW ARTEX PROCEDURES (4342, 4090, 4101, 4091), ELT MEETS ALL SPECIFICATIONS

Installed Mods: 16

PARTS USED IN REPAIR

Part Number	Description	Qty	Comments
105-0500	CAP, CERAM .1UF 50V	1	
140-1720-01	G-SWITCH, 2.3G'S	1	
452-0130	BATTERY PACK ASSY (ELT 110-4)	1	

Repair Price: $250.00

Parts Price: $47.25

Service Price: _____

Total Repair Charge: $297.25

Bruce Miotke
Repairman
Date: 4/29/2008
Stamp: RS 1

Chief Inspector / Designated Inspector:
Date: 4/30/2008
Stamp:

Artex Aircraft Supplies, Inc. certifies that the product(s) listed conform(s) with Artex's Manufacturing, Inspection, and Repair processes.

Quality Assurance Representative:

Date: 4/30/2008

1. Approving National Aviation Authority/Country:	2.	3. Form Tracking
FAA/UNITED STATES	**AUTHORIZED RELEASE CERTIFICATE** FAA Form 8130–3, AIRWORTHINESS APPROVAL TAG	116363

4. Organization Name and Address:	5. Work Order/Contract/Invoice Number
Aerospace Welding Minneapolis, Inc. 1045 Gemini Road Eagan MN 55121	116363

6. Item:	7. Description:	8. Part Number:	9. Eligibility:*	10. Quantity:	11. Serial/Batch Number:	12. Status/Work:
1	STACK	67811-00	N/A	1 each	116363	OVERHAULED

13. Remarks:

REF: WORK ORDER #116363.

14. Certifies the items identified above were manufactured in conformity to:

☐ Approved design data and are in a condition for safe operation.

☐ Non-approved design data specified in Block 13.

19. ☒ **14 CFR 43.9 Return to Service** ☐ **Other regulation specified in Block 13**

Certifies that unless otherwise specified in Block 13, the work identified in Block 12 and described in Block 13 was accomplished in accordance with Title 14, Code of Federal Regulations, part 43 and in respect to that work, the items are approved for return to service.

15. Authorized Signature:	16. Approval/Authorization No.:	20. Authorized Signature	21. Approval/Certificate No.:
			UWDR792L
17. Name (Typed or Printed):	**18. Date:**	**22. Name (Typed or Printed):**	**23. Date (m/d/y):**
		Tom Knaresboro	4/16/2008

User/Installer Responsibilities

It is important to understand that the existence of this document alone does not automatically constitute authority to install the part/component/assembly.

Where the user/installer performs work in accordance with the national regulations of an airworthiness authority different than the airworthiness authority of the country specified in Block 1, it is essential that the user/installer ensures that his/her airworthiness authority accepts parts/components/assemblies from the airworthiness authority of the country specified in Block 1.

Statements in Blocks 14 and 19 do not constitute installation certification. In all cases, aircraft maintenance records must contain an installation certification issued in accordance with the national regulations by the user/installer before the aircraft may be flown.

FAA Form 8130–3 (6–01)

*Installer must cross-check eligibility with applicable technical data.

NSN: 0052-00-012-9005

Discrepancies Noted:

☐ OUTERSHELL	☐ BALL JOINT	☐ BELLOWS
☐ OVERBOARD	☐ BELL JOINT	☐ HEAT FINS
☐ BAFFLE	☐ INLAY	☐ STRAIGHT TUBE
☐ END PLATE	☐ OVERLAY	☐ BRACKET
☐ SHROUD RING	☐ INLET EXTENSION	☐ BOLT FLANGE
☐ BEADED END	☐ RISER TUBE	☐ TOP TUBE
☐ TAB	☐ FLANGE	☐ CRACK WELD
☐ SHAFT	☐ TAILPIPE	☑ SLIP JOINT
☐ BUTTERFLY	☐ FLOW DIVIDER	☑ ELBOW
☐ CLEAN & INSP.	☐ BODY	☐ SKIN
☐ _____	☐ _____	☐ _____

INSPECTOR'S INITIALS TLK

Corrective Action: **ITEMS REPLACED OR REPAIRED**

REPL	REPR		REPL	REPR		REPL	REPR	
☐	☐	OUTERSHELL	☐	☐	BALL JOINT	☐	☐	BELLOWS
☐	☐	OVERBOARD	☐	☐	BELL JOINT	☐	☐	HEAT FINS
☐	☐	BAFFLE	☐	☐	INLAY	☐	☐	STRAIGHT TUBE
☐	☐	END PLATE	☐	☐	OVERLAY	☐	☐	BRACKET
☐	☐	SHROUD RING	☐	☐	INLET EXTENSION	☐	☐	BOLT FLANGE
☐	☐	BEADED END	☐	☐	RISER TUBE	☐	☐	TOP TUBE
☐	☐	TAB	☐	☐	FLANGE	☐	☐	CRACK WELD
☐	☐	SHAFT	☐	☐	TAILPIPE	[1]	☐	SLIP JOINT
☐	☐	BUTTERFLY	☐	☐	FLOW DIVIDER	[1]	☐	ELBOW
☐	☐	CLEAN & INSP.	☐	☐	BODY	☐	☐	SKIN
☐	☐	_____	☐	☐	_____	☐	☐	_____

INSPECTOR'S INITIALS TLK

Material Type	Approved Data
☑ 347 SS FILLER ROD	☑ 43.13-1B
☑ 321 SS	☐ MANUFACTURER'S MANUAL
☐ 4130 CHROMALLY	☐ AIR CARRIER'S MANUAL
☐ 4130 ROD	
☐ INCONEL	
☐ INCONEL ROD	
☐ _____	☐ _____
☐ _____	

AEROSPACE WELDING MINNEAPOLIS, INC.

1045 Gemini Road, Eagan, MN 55121 651-379-9888

FAA Repair Station #UWDR792L

NAME: UND-AEROSPACE FISCAL AFFAIRS	S/N AWI: 116363	Job:
ADDRESS: ODEGARD HALL ROOM 200	CITY: GRAND FORKS ND 58202-9007	
Make & Model: PIPER 28R-200	Part Number: 67811-00	
Unit Description: LR STACK 200		
Registration No.		

INSPECTION

Preliminary Date	4/16/2008
Hidden Damage Date	4/16/2008 TLK
In Progress Date	4/16/2008 TLK
Final Date	4/16/2008 TLK

CUSTOMER SERVICES REQUESTED

☑ REPAIRS	☑ BOLT FLANGE	☐ 1025464	☐ _____
☑ A.D. NOTES	☐ DIE PENETRANT	☐ CORROSION PROTECT NEW TUBE	☐ _____
☑ PRESSURE TEST	☐ DEMAGNETIZE	☐ PRIMER COAT	☐ _____

MAINTENANCE RELEASE

The aircraft/component identified hereon was repaired and inspected in accordance with current Federal Aviation Regulations and was found airworthy for Return to Service. Pertinent details of the repair are on file at this agency.

AUTHORIZED AND CONDITIONS AGREED TO AS STATED ABOVE

4/16/2008

1. Approving National Aviation Authority/Country:

FAA/United States

2.

AUTHORIZED RELEASE CERTIFICATE

FAA Form 8130-3, AIRWORTHINESS APPROVAL TAG

3. Form

8014/180

4. Organization Name and Address:

Michelin Aircraft Tire Company, LLC
515 Michelin road
Greenville, SC 29605 (TSOA PT 1283 CE)

Michelin Siam Co., Ltd
57 Moo 6 Nongplakradee Rd.
Nongplamore, NongKhae, Saraburi 18140 (TSOA PT 1283CE-DX)

5. Work Order/ Contract/ Invoice Number:

DIDS8014N1

6. Item:	7. Description:	8. Part Number:	9. Eligibility: *	10. Quantity:	11. Serial/Batch Number:	12. Status/Work:
1	**6.00-6/6/120**	**072-314-0**	N/A	1	**8011W00344**	**NEW**

13. Remarks. :

DIRECT SHIPMENT AUTHORIZATION

14. Certifies the items identified above were manufactured in conformity to:

☒ Approved design data are in a condition for safe operation.
☐ Non-approved design data specified in Block 13.

19. ☐ 14 CFR 43.9 Return to Service ☐ Other regulation specified in Block 13

Certifies that unless otherwise specified in Block 13, the work identified in Block 12 and described in Block 13 was accomplished in accordance with Title 14, Code of Federal Regulations, part 43 and in respect to that work, the items are approved for return to service.

15. Authorized Signature:	16. Approval/Authorization No:	20. Authorized Signature:	21.Approval/ Certificate Number:
	DMIR 511237CE	NA	NA
17. Name (Typed or Printed):	**18. Date (m/d/y):**	**22. Name (Typed or Printed):**	**23. Date (m/d/y):**
M.Jittakorn Sukto	**Jan/14/2008**	NA	NA

User/Installer Responsibilities

It is important to understand that the existence of this document alone does not automatically constitute authority to install the part/component/assembly.

Where the user/installer performs work in accordance with the national regulations of an airworthiness authority different than the airworthiness authority of the country specified in Block 1, it is essential that the user/installer ensures that his/her airworthiness authority accepts part/components/assemblies from the airworthiness authority of the country specified in Block 1.

Statements in Blocks 14 and 19 do not constitute installation certification. In all cases, aircraft maintenance records must contain an installation certification issued in accordance with the national regulations by the user/installer before the aircraft may be flown.

FAA Form 8130-3 (6-01) *Installer must cross-check eligibility with applicable technical data.

NSN: 0052-00-012-9005

latch #

INSPECTION SUPPLEMENT AND WORK ORDER

Odegard School of Aerospace Sci.
University of North Dakota
Grand Forks Intl. Airport
Mark Andrews Field
Grand Forks, ND 58202

WKO#: 1069594
Tech: MRS
Shop Code: F
Equip Code: A
Opened: 6/30/2008 10:19

OBTAIN ALL INITIALS BEFORE FILING

R/A MS
Parts (optl) _____

MS

Date closed: 6/30/08

Customer: UND Acct#: 205922230 Preliminary Insp _____ In Progress Insp _____

N#: N289ND AcftType: ARRO Model: PA28R-201 Bill Meter: 7,179.2 A/F Tach: 5,385.2 Init MRS

Part#	Serial#	Description	TSO	Total Time
PA28R-201	2844039	AIRFRAME (ARROW)	5,557.6	5,557.6
IO-360-C1C6	L2718951A	ENGINE (ARROW)	876.3	2,424.0
B2D34C213	002282	PROPELLER	1,414.2	4,878.5

PD	Problem / Discrepancy (PD)	ATA	CA	Corrective Action (CA)	ATA	ACC	Date	Hrs	OT	Tech	Insp
1	Landing Light Inop MEL'd	33-40	1	Removed & Replaced bulb Ops Checked good Cleared MEL Morgan R. Straub AP5D1744120	33-40	N	6/30	.5		MRS	MRS

INSPECTION SUPPLEMENT AND WORK ORDER

degard School of Aerospace Sci.
niversity of North Dakota
rand Forks Intl. Airport
ark Andrews Field
rand Forks, ND 58202

WKO#: 1069792
Tech: CEC
Shop Code: F
Equip Code: A
Opened: 7/8/2008 20:33

OBTAIN ALL INITIALS BEFORE FILING

R/A _____
Parts (optl) _____
Date closed: 7/8/08

ustomer: UND Acct#: 205922230 Preliminary Insp _____ In Progress Insp _____

#: N289ND AcftType: ARRO Model: PA28R-201 Bill Meter: 7,182.3 A/F Tach: 5,387.7 Init _____

art#	Serial#	Description	TSO	Total Time
A28R-201	2844039	AIRFRAME (ARROW)	5,560.1	5,560.1
)-360-C1C6	L2718951A	ENGINE (ARROW)	878.8	2,426.5
2D34C213	002282	PROPELLER	1,416.7	4,881.0

Problem / Discrepancy (PD)	ATA	CA	Corrective Action (CA)	ATA	ACC	Date	Hrs	OT	Tech	Insp
Brought Up In Error						7/8	0.0		MMF	

INSPECTION SUPPLEMENT AND WORK ORDER

Page 1 of 1

egard School of Aerospace Sci.
iversity of North Dakota
and Forks Intl. Airport
irk Andrews Field
and Forks, ND 58202

WKO#: 1070004
Tech: KLH
Shop Code: W
Equip Code: A
Opened: 7/18/2008 8:30

OBTAIN ALL INITIALS BEFORE FILING

R/A
Parts (optl)

Date closed: 7/18/08

stomer: UND Acct#: 205922230 Preliminary Insp ____ In Progress Insp ____

: N289ND AcftType: ARRO Model: PA28R-201 Bill Meter: 7,204.3 A/F Tach: 5,405.1 Init KLH

r##	Serial#	Description	TSO	Total Time
28R-201	2844039	AIRFRAME (ARROW)	5,577.5	5,577.5
-360-C1C6	L2718951A	ENGINE (ARROW)	896.2	2,443.9
D34C213	002282	PROPELLER	1,434.1	4,898.4

Problem / Discrepancy (PD)	ATA	CA	Corrective Action (CA)	ATA	ACC	Date	Hrs	OT	Tech	Insp
Aircraft needs to be washed	1220	1	Washed aircraft	1220	N	7/18	1.0		KLH	

INSPECTION SUPPLEMENT AND WORK ORDER

Odegard School of Aerospace Sci.
University of North Dakota
Grand Forks Intl. Airport
Mark Andrews Field
Grand Forks, ND 58202

WKO#: 1069653
Tech: MRS
Shop Code: F
Equip Code: A
Opened: 7/1/2008 15:21

OBTAIN ALL INITIALS BEFORE FILING

R/A 89
Parts (optl) _____

89
Date closed: 7/10/08

Customer: UND Acct#: 205922230 Preliminary Insp _____ In Progress Insp _____

N#: N289ND AcftType: ARRO Model: PA28R-201 Bill Meter: 7,180.8 A/F Tach: 5,386.6 Init mrs

Part#	Serial#	Description	TSO	Total Time
PA28R-201	2844039	AIRFRAME (ARROW)	5,559.0	5,559.0
IO-360-C1C6	L2718951A	ENGINE (ARROW)	877.7	2,425.4
B2D34C213	002282	PROPELLER	1,415.6	4,879.9

PD	Problem / Discrepancy (PD)	ATA	CA	Corrective Action (CA)	ATA	ACC	Date	Hrs	OT	Tech	Insp
1	Interior needs to be refurbished	25-10	1	FOR BILLING PURPOSES ONLY Work Performed by: Executive Air Taxi Corp. on Invoice# 1040 dated 7/10/08 and Log Entry Attached below	25-10	R	7/10	.2		mrs	

ExecutiveAir TaxiCorporation
Municipal Airport, Bismarck, ND
Ph. 701.258.5024 800.932.8924 Fax 701.258.2693 www.executive-air.com

Date 7-8-08 Make Piper
Model PA-28R-201
S/N 2844039 N # 289ND
Tach / Hobbs

Refurbish interior seats, side panel coverings and carpet.
Vinyl used on seats and side panels Eclipse Cherry Red and Eclipse Lt. Tan
Carpet Aviator 1612 color Cork
Foam used on side panels Dax 47 ¼"
Seat Frames Inspected
Foam used on seats Dax 20 scrim and HR 46 1 inch and HR46 2 inch
All materials meet FAR 25:853 Burn Requirements
All work performed in a airworthy and professional manor

Executive Air Taxi Corp.

The aircraft, and/or component identified above was inspected and/or repaired IAW Current FAR's and is found to be in an airworthy condition, with respect to the work performed and is approved for return to service.

Details are on file on WO# 21862 Date 7-8-08

Signature AP 323325 _____

Cessna A Textron Company
Bell Helicopter A Textron Company
CIRRUS
Raytheon

INSPECTION SUPPLEMENT AND WORK ORDER

)degard School of Aerospace Sci.
Iniversity of North Dakota
Grand Forks Intl. Airport
Mark Andrews Field
Grand Forks, ND 58202

WKO#: 1069653
Tech: MRS
Shop Code: F
Equip Code: A
Opened: 7/1/2008 15:21

OBTAIN ALL INITIALS BEFORE FILING

R/A MS
Parts (optl) ____

MS

Date closed: 7/10/08

Customer: UND Acct#: 205922230 Preliminary Insp ____ In Progress Insp ____

I#: N289ND AcftType: ARRO Model: PA28R-201 Bill Meter: 7,180.8 A/F Tach: 5,386.6 Init MNS

art#	Serial#	Description	TSO	Total Time
A28R-201	2844039	AIRFRAME (ARROW)	5,559.0	5,559.0
O-360-C1C6	L2718951A	ENGINE (ARROW)	877.7	2,425.4
2D34C213	002282	PROPELLER	1,415.6	4,879.9

D	Problem / Discrepancy (PD)	ATA	CA	Corrective Action (CA)	ATA	ACC	Date	Hrs	OT	Tech	Insp
	Interior needs to be refurbished	25-10		FOR BILLING PURPOSES ONLY Work Performed by: Executive Air Taxi Corp. on Invoice# 1040 dated 7/10/08 and Log Entry Attached below	25-10	R	7/10	.2		MNS	

Executive Air Taxi Corporation
Municipal Airport, Bismarck, ND
Ph. 701.258.5024 800.932.8924 Fax 701.258.2693 www.executive-air.com

Date 7-8-08 Make Piper
Model PA-28R-201
S/N 2844039 N # 289ND
Tach / Hobbs

Refurbish interior seats, side panel coverings and carpet.
Vinyl used on seats and side panels Eclipse Cherry Red and Eclipse Lt. Tan
Carpet Aviator 1612 color Cork
Foam used on side panels Dax 47 ¼"
Seat Frames Inspected
Foam used on seats Dax 20 scrim and HR 46 1 inch and HR46 2 inch
All materials meet FAR 25:853 Burn Requirements
All work performed in a airworthy and professional manor

Executive Air Taxi Corp

The aircraft, and/or component identified above was inspected and/or repaired IAW Current FAR's and is found to be in an airworthy condition, with respect to the work performed and is approved for return to service.

Details are on file on WO# 21862 Date 7-8-08

Signature AP 323325 _____

Cessna A Textron Company
Bell Helicopter A Textron Company
CIRRUS
Raytheon



N# 289 ND

BURN CERTS

Specifications

	Aviator I	Aviator II
Weave	Cut Pile	Cut Pile
Pile Fiber	100% 6.6 C.F. Nylon	100% 6.6 C.F. Nylon
Gauge	1/16	1/16
Pile Height	.234	.437
Tufted Pile Weight	36 oz yd^2 yarn weight	78 oz yd^2 yarn weight
Stitches Per Inch	11/per sq in.176	10/per sq in.160
Dye Method	Continuous or Beck Dyed	Continuous or Beck Dyed
Primary Backing	Reinforced Woven Synthetic	Reinforced Woven Synthetic
Secondary Backing	ActionBac®	ActionBac®
Width	12' Standard	12' Standard
Density Factor	5122	5122
Approx. Weight Per Square Yard	77 oz	106 oz
Warranty	Ten Year Limited Wear	Ten Year Limited Wear
Topical Treatment	Scotchgard	Scotchgard
Ship Time	3 to 5 Wkg Days	3 to 5 Wkg Days

Testing Data

FAR Horizontal Regulation	23.853 (A)	23.853 (A)
ASTM-E648 Flooring Panel	Class I	Class I
DOC-FF-1-70 Methenamine Pill Test	Passes	Passes
AATCC 134 Electrostatic Propensity	Less Than 3.5 KV	Less Than 3.5 KV
E0622 Smoke Chamber	Less Than 450	Less Than 450

Aircraft Interior Products

National 800/457-3021
International 316/262-3496

SKANDIA

5000 N. Highway 251 ■ Davis Junction, IL 61020
815.393.4600 ■ 800.945.7135
www.SkandiaInc.com

Client: Skandia (Products)
5000 N. Hwy. 251
Davis Junction IL 61020 USA

WO #: 179786-08
Date: 04/11/08
Test Plan #:
PO #: 12185

Aircraft:
Stock

S/N: N/A
Tail #: N/A
Test ID #: 12NW-95590

VERTICAL FLAMMABILITY TEST RESULTS

14 CFR Part 25.853 (a) Amdt 25-116 Appendix F Part I (a)(1)(ii)

Conditioning Room: Time In: 04/10/08 12:00 PM Time Out: 04/11/08 01:14 PM

Specimen: Skandia, Inc.: Dax Graphite/Poly Foam w/Scrim 20 ILD 1/2", Lot #03208-D20SRKC, Treated at Skandia, Ref Treatment #SKFP179786.

Flame Application (seconds)	Flame Time (seconds)	Burn Length (inches)	Drippings (seconds)
12	0.0	1.0	0.0
12	0.0	1.6	0.0
12	0.0	1.5	0.0
Average:	0.0	1.4	0.0

Comments:

Vertical (12 sec.) Burn Test: Average Self-Extinguish time may not exceed 15 sec. Average Burn Length may not exceed 8". Average Dripping may not exceed 5 sec. after falling.

Passed: [X] Failed : [ ]

Signed: Carin Demus

Carin Demus

SKANDIA

5000 N. Highway 251 ■ Davis Junction, IL 61020
815.393.4600 ■ 800.945.7135
www.SkandiaInc.com

Client: Skandia (Products)
5000 N. Hwy. 251
Davis Junction IL 61020 USA

WO #: 179669-08
Date: 04/07/08
Test Plan #:
PO #:

Aircraft:
Stock

S/N: NA
Tail #: N/A
Test ID #: 12NW-95387

VERTICAL FLAMMABILITY TEST RESULTS

14 CFR Part 25.853 (a) Amdt 25-116 Appendix F Part I (a)(1)(ii)

Conditioning Room: Time In: 04/04/08 11:40 AM Time Out: 04/07/08 09:27 AM

Specimen: Skandia, Inc.: HR Polyurethane Foam 46 ILD 1/2", Lot #03268-H46

Flame Application (seconds)	Flame Time (seconds)	Burn Length (inches)	Drippings (seconds)
12	0.0	2.7	0.0
12	0.0	2.7	0.0
12	0.0	2.6	0.0
Average:	0.0	2.7	0.0

Comments:

Vertical (12 sec.) Burn Test: Average Self-Extinguish time may not exceed 15 sec. Average Burn Length may not exceed 8". Average Dripping may not exceed 5 sec. after falling.

Passed: [X] Failed : [ ]

Signed: Carin Demus
Carin Demus

SKANDIA

5000 N. Highway 251 ▪ Davis Junction, IL 61020
815.393.4600 ▪ 800.945.7135
www.SkandiaInc.com

Client: Skandia (Products)
5000 N. Hwy. 251
Davis Junction IL 61020 USA

WO #: 171761-07
Date: 11/27/07
Test Plan #:
PO #: 11760

Aircraft:
Stock

S/N:
N/A

VERTICAL FLAMMABILITY TEST RESULTS

14 CFR Part 25.853 (a) Amdt 25-116 Appendix F Part I (a)(1)(ii)

Conditioning Room: Time In: 11/26/07 9:00AM Time Out: 11/27/07 12:28PM

Specimen: Skandia, Inc.: Dax Graphite/Poly Foam w/Scrim 47 ILD 1/4", Lot #10247-D47SRKC, Treated at Skandia, Ref Treatment #SKFP171761

Flame Application (seconds)	Flame Time (seconds)	Burn Length (inches)	Drippings (seconds)
12	0.0	1.9	0.0
12	0.0	1.7	0.0
12	0.0	1.7	0.0
Average:	0.0	1.8	0.0

Comments:
Vertical (12 sec.) Burn Test: Average Self-Extinguish time may not exceed 15 sec. Average Burn Length may not exceed 8". Average Dripping may not exceed 5 sec. after falling.

Passed: [X] Failed : [ ]

Signed: Carin Demus
Carin Demus

ACI flame test
912 Lane Drive
Birmingham, Alabama 35224
Phone (205) 788-8807
Fax (205) 786-7578

Customer: G. Baker Steeves Corp.

Customer P.O. #: Verbal Invoice #: 3614

Location: Row 3 Flame Retardant: N/A

CONDITIONING ROOM:

Date/Time In: 06/06/08 10:30 a.m. Date/Time Out: 06/09/08 8:00 a.m.
Average (Min. 24 hours)

Temp: 71 Rel. Hum.: 52

Test Sample Description: Eclipse Cherry Red Piece #36113 DL# 5100

Flame Application (Seconds)	Flame Time (Seconds)		Burn Length (Inches)		Burn Drippings (Seconds)	
	Warp	Fill	Warp	Fill	Warp	Fill
12	0	N/A	2.5	N/A	0.0	N/A
12	0	N/A	3	N/A	0.0	N/A
12	0	N/A	2.5	N/A	0.0	N/A
AVERAGE	0	N/A	2.6	N/A	0.0	N/A

NOTE: Burn test performed in accordance with FAR 25.853(a) Appendix F Part I (a), (i), (ii) which includes floor covering, textiles (including draperies and upholstery), seat cushions, padding, decorative and non-decorative coated fabrics, leather, trays, galley furnishings, acoustical insulation, or liners of Class B through E cargo or baggage compartments.

12 Second vertical burn test must meet the following conditions: **Average Self Extinguish Flame Time** may not exceed 15 seconds, **Average Burn Length** may not exceed 8 inches, and **Average Burn of Drippings** may not exceed 5 seconds after falling.

COMMENTS: _____

Test Results: Passed ☒ Failed ☐

Signed: C. J. Watts Dated: 6/9/08

ACI flame test
912 Lane Drive
Birmingham, Alabama 35224
Phone (205) 788-8807
Fax (205) 786-7578

Customer: G. Baker Steeves

Customer P.O. #: Verbal

Invoice #: 1517

Location: Row 3

Flame Retardant: N/A

CONDITIONING ROOM:

Date/Time in: 06/10/05 11:00 p.m.
Average (Min. 24 hours)

Date/Time Out: 06/13/05 11:00 p.m.

Temp: 71

Rel. Hum.: 50

Test Sample Description: Eclipse Lt. Sand Piece # E0776 DL# 44166

Flame Application (Seconds)	Flame Time (Seconds)		Burn Length (Inches)		Burn Drippings (Seconds)	
	Warp	Fill	Warp	Fill	Warp	Fill
12	0.2	N/A	1.0	N/A	0.0	N/A
12	0.1	N/A	1.0	N/A	0.0	N/A
12	0.0	N/A	1.0	N/A	0.0	N/A
AVERAGE	0.1	N/A	1.0	N/A	0.0	N/A

NOTE: Burn test performed in accordance with FAR 25.853(a) Appendix F Part I (a), (I), (ii) which includes floor covering, textiles (including draperies and upholstery), seat cushions, padding, decorative and non-decorative coated fabrics, leather, trays, galley furnishings, acoustical insulation, or liners of Class B through E cargo or baggage compartments.

12 Second vertical burn text must meed the following conditions: **Average Self Extinguish Flame Time** may not exceed 15 seconds, **Average Burn Length** may not exceed 8 inches, and **Average Burn of Drippings** may not exceed 5 seconds after falling.

COMMENTS: _____

Test Results: Passed ☒ Failed ☐

Signed: Cordis L. (Corkey) Watts DERT-511227-CE Dated: 6/13/05

INSPECTION SUPPLEMENT AND WORK ORDER

Odegard School of Aerospace Sci.
University of North Dakota
Grand Forks Intl. Airport
Mark Andrews Field
Grand Forks, ND 58202

WKO#: 1069957
Tech: SJC
Shop Code: F
Equip Code: A
Opened: 7/16/2008 9:46

OBTAIN ALL INITIALS BEFORE FILING

R/A
Parts (opt'l)
Date closed: 7.17.2008

Customer: UND Acct#: 205922230 Preliminary Insp MSB In Progress Insp

N#: N289ND AcftType: ARRO Model: PA28R-201 Bill Meter: 7,204.3 A/F Tach: 5,405.1 Init

Part#	Serial#	Description	TSO	Total Time
PA28R-201	2844039	AIRFRAME (ARROW)	5,577.5	5,577.5
IO-360-C1C6	L2718951A	ENGINE (ARROW)	896.2	2,443.9
B2D34C213	002282	PROPELLER	1,434.1	4,898.4

PD	Problem / Discrepancy (PD)	ATA	CA	Corrective Action (CA)	ATA	ACC	Date	Hrs	OT	Tech	Insp
1	Phase 1 Inspection Due	0520	1	Began insp. Items dated today's date are complete	0520	N	7/16	3.5		SB	MSB
							7-16	3.5		A+H	MSB
							7/17	2.0		AH	MSB
				This aircraft has been inspected in accordance With a(n) PHASE 1 Inspection, including, as applicable a routine inspection of ENGINE, PROP WINGS & LANDING GEAR And a detailed inspection of FUSELAGE EMPENNAGE, CABIN Completion Date 7.17.08							
2	SB UND 8 Wing Spar Chafing Due	0400	1	No chafing observed	5700	N	7/16	.2		SB	MSB
3	AD 2002-20-01 Fuel Injection Lines Insp Due, 1-31-03	0400	1	Inspected per MSB 34ZE, no obvious defects. Next due: 5477.6	7310	N	7/16	.2		SB	MSB

INSPECTION SUPPLEMENT AND WORK ORDER Page 2 of 14

Reg#: (N) 289ND Work Order #: 1069957

PD	Problem Description (PD)	GAMA	CA	Corrective Action (CA)	GAMA	ACC	Date	Hrs	OT	Mech	Insp
4	SB UVD4 ELT "G"	0400	1	Tests OK	2560	N	7/16	.2		SB	MSB
	Switch Test Due										
5	SL 1057 Wing Aft	0400	1	Bolts meet torque	5700	N	7/16	.2		SB	MSB
	Spar bolt torque check			specifications							
	Due										
6	Instrument filer replacement	0520	1	Removed & Replaced Instrument	37.00	N	7/17	.4		SB	MSB
	Due			air filters							
				Next due: 5905.1							

INSPECTION SUPPLEMENT AND WORK ORDER

Reg#: (N) Z 89ND

Work Order #: 1069957

PD	Problem Description (PD)	GAMA	CA	Corrective Action (CA)	GAMA	ACC	Date	Hrs	OT	Mech	Insp
7	Induction Air Filter	0510	1	Replaced with new	7160	N	7/16	.1		[signature]	MSB
	Advise replacement Due			BA-10 filter Next due:							
				5605.1							
8	Left Recog light is	3340	1	Replaced Lamp	3340	N	7/16	.3		[signature]	MSB
	dim										
9	Screw for Rear Seats	2510	1	Extracted broken	2510	N	7/16	.3		[signature]	MSB
	floor Board on Back			screw, replaced nut							
	row has its head sheared			plate and screw							
	off										

INSPECTION SUPPLEMENT AND WORK ORDER Page 4 of 14

Reg#: (N) 289ND Work Order #: 1069957

PD	Problem Description (PD)	GAMA	CA	Corrective Action (CA)	GAMA	ACC	Date	Hrs	OT	Mech	Insp
10	Positive Battery terminal is missing washer	2400	1	Located washer and installed on battery	2400	N	7/16	.2		BB	MSB
11	Flap handle & trim cover is missing a screw spacer	2510	1	Fabricated spacer from stock tubing material	2510	N	7/16	.3		BB	MSB
12	Right aileron rodend bearing worn	2710	1	Replaced bearing, secured jam nut, deflections check OK	2710	N	7/17	.3		BB	MSB

INSPECTION SUPPLEMENT AND WORK ORDER Page 5 of 14

Reg#: (N) 289ND Work Order #: 1069957

PD	Problem Description (PD)	GAMA	CA	Corrective Action (CA)	GAMA	ACC	Date	Hrs	OT	Mech	Insp
13	Left aileron rodend bearing is worn	2710	1	Replaced bearing, secured jamnut, deflections check OK	2710	N	7/17	.3		[illegible]	MSB
14	Right main tire worn	32/40	1	Removed & Replaced RH main landing gear tire & tube	32/40	N	7/17	.5		[illegible]	MSB
15	Right brake linings worn	3240	1	Removed & Replaced RH MLG brake linings	32/40	N	7/17	.2		[illegible]	MSB
16	Left Brake linings worn	32/40	1	Removed & Replaced L/H MLG brake linings	32/40	N	7/17	.2		[illegible]	MSB

INSPECTION SUPPLEMENT AND WORK ORDER Page 6 of 14

Reg#: (N) 289 ND Work Order #: 106995 7

PD	Problem Description (PD)	GAMA	CA	Corrective Action (CA)	GAMA	ACC	Date	Hrs	OT	Mech	Insp
17	Door linkage on Cabin side is Loose	5210	1	Tightened screw	5210	N	7/16	.2		BB	MSB
16	Corrosion around Battery Box & Hydraulic Pump	2570 ~~2400~~	1	Neutralized, cleaned, applied zinc chromate primer to prevent further corrosion	2570	N	7/16	.4		BB	MSB
19	Hydraulic Fluid is low for Hydraulic Pump	2900	1	Further insp determined fluid level to be OK	2900	N	7/16	.1		BB	MSB

INSPECTION SUPPLEMENT AND WORK ORDER Page 7 of 14

Reg#: (N) 289ND Work Order #: 1069957

PD	Problem Description (PD)	GAMA	CA	Corrective Action (CA)	GAMA	ACC	Date	Hrs	OT	Mech	Insp
20	Trim indicator missing neutral position	1130	1	Installed placard	1130	N	7/17	.2		SB	MSB
21	Pilot side shoulder harness is frayed	2510	1	Replaced harness with repaired assy	2510	N	7/17	.3		SB	MSB
22	Rudder cable tension is low	2720	1	Set rudder cable tension	2720	N	7/17	.3		SC	MSB

INSPECTION SUPPLEMENT AND WORK ORDER Page 8 of 14

Reg#: (N) 289 ND Work Order #: 1069957

PD	Problem Description (PD)	GAMA	CA	Corrective Action (CA)	GAMA	ACC	Date	Hrs	OT	Mech	Insp
23	#2 fwd baffle cracked	7230	1	Stop drilled cracks	7230	N	7/17	.2		SB	MSB
24	Pilots seat frame has several loose roll pins	2510	1	Repositioned roll pins	2510	N	7/17	.2		SB	MSB
25	Rudder pedal torque tube clamps are loose	2720	1	Repositioned and tightened clamps	2720	N	7/17	.3		SB	MSB

INSPECTION SUPPLEMENT AND WORK ORDER Page 9 of 14

Reg#: (N) 789ND Work Order #: 106995 7

PD	Problem Description (PD)	GAMA	CA	Corrective Action (CA)	GAMA	ACC	Date	Hrs	OT	Mech	Insp
26	Stab is loose	5510	1	Replaced bushings	5550	N	7/17	1.5		JG	MSB
				per 55-10-00 Piper		N	7/17	1.5		GB	MSB
				Maint Manual.							
				Adjusted cable tension							
				per 27-00-00 Piper Maint Manual							
27	Stab trim tabs have	5510	1	Replaced trim barrel	5510	N	7/17	1.0		JG	MSB
	excessive play			and jackscrew. Adjusted		N	7/17	.3		GB	MSB
				tab travel to specs.							
28	Stab trim Lt & Rt tabs	5510	1	Replaced Lt & Rt tab	5510	N	7/17	1.0		GB	MSB
	O/B hinges worn			O/B hinge sets and							
				pins. Riveting accomp							
				per AC43-13-1b 4-51							

INSPECTION SUPPLEMENT AND WORK ORDER Page 10 of 14

Reg#: (N) 289ND Work Order #: 1069957

PD	Problem Description (PD)	GAMA	CA	Corrective Action (CA)	GAMA	ACC	Date	Hrs	OT	Mech	Insp
29	Cowl pin bushing worn rt side	7110	1	Replaced bushing	7110	N	7/17	.2		SB	MSB
30	Rt fwd cowl latch assy broken	7110	1	Replaced and aligned latch assy	7110	N	7/17	.3		SB	MSB
31	Nose gear up stop bumper worn out	3230	1	Removed & replaced NLG up stop bumper	32 30	N	7/17	.4		156	MSB

INSPECTION SUPPLEMENT AND WORK ORDER Page 11 of 14

Reg#: (N) 289ND Work Order #: 1069957

PD	Problem Description (PD)	GAMA	CA	Corrective Action (CA)	GAMA	ACC	Date	Hrs	OT	Mech	Insp
32	Control column has inadequate spring back	2700	1	Adjusted cables during repair on PD 26	2700	N	7/17	.1		SB	MSB
33	~~Both Left~~ tail decals in poor repair	1110	1	Replaced both tail decals	1110	N	7/17	1.0		KLH	MSB
							7/17	.1		SB	MSB
34	Stab cable pulley guard out of adjustment aft spar cluster (left)	5520	1	Adjusted pulley cable guard	5520	N	7/17	1.0		[illegible]	MES

INSPECTION SUPPLEMENT AND WORK ORDER Page 12 of 14

Reg#: (N) 289ND Work Order #: 1069957

PD	Problem Description (PD)	GAMA	CA	Corrective Action (CA)	GAMA	ACC	Date	Hrs	OT	Mech	Insp
35	STAB CABLE PULLEY	5520	1	REMOVED & REPLACED	5520	N	7/17	1.2		[signature]	MES
	DAMAGED AFT SPAR			PULLEY							
36	CO PILOTS LAP BELT	2510	1	ADJUSTED LAP BELT	2510	N	7/17	.3		[signature]	MES
	OUT OF ADJUSTMENT										
37	BROKEN COTTER PIN ON	3240	1	REMOVED & REPLACED	3240	N	7/17	.3		[signature]	MES
	PILOTS LEFT BRAKE			COTTER PIN							
	MASTER CYLINDER										

INSPECTION SUPPLEMENT AND WORK ORDER Page 13 of 14

Reg#: (N) 289 ND Work Order #: 1069957

PD	Problem Description (PD)	GAMA	CA	Corrective Action (CA)	GAMA	ACC	Date	Hrs	OT	Mech	Insp
38	Seat backs are on the wrong seats. (FROM REFIBERISHING OF INTERIOR)	25/10	1	Reinstalled correctly	25/10	N	7/17	.5		[illegible]	MES
39	Left fwd cowl latch fell apart	7/10	1	Replaced stud assy	7/10	N	7/17	.3		[illegible]	MES
40	Pilots seat vertical adj. lower bushing missing	25/10	1	Installed bushing	25/10	N	7-17	.2		MSB	MES

INSPECTION SUPPLEMENT AND WORK ORDER

Reg#: (N) 289ND

Work Order #: 1069957

PD	Problem Description (PD)	GAMA	CA	Corrective Action (CA)	GAMA	ACC	Date	Hrs	OT	Mech	Insp
41	Inspection time	05 60	1	Inspected	05 60	N	7-17	4.0		MSB	MSB

I certify the aircraft airframe, aircraft engine, propeller, or appliance identified above was repaired and inspected in accordance with current regulations of the Federal Aviation Administration with respect to the work performed and found to be airworthy and is approved for return to service.
Certified Repair Station OG[illegible]92N

Authorized Signature [signature]

Date 7/7/18

NOTE:

1. INJECTION MOLDED ONTO -3.
2. -5 ASSY IS FOR SERVICE ONLY. WHEN THIS ASSY IS USED AS A SERVICE REPLACEMENT, THE FOLLOWING NOTE MUST BE IN THE PACKAGE: DRILL AND TAP FOR 5/16-18 UNC 2A-1 ON MODEL 28RT 201 S/N 8118031 AND UP. USE STOP AS IS "DO NOT DRILL AND TAP"
3. IDENTIFICATION COLOR=NATURAL (WHITE-CREAM).

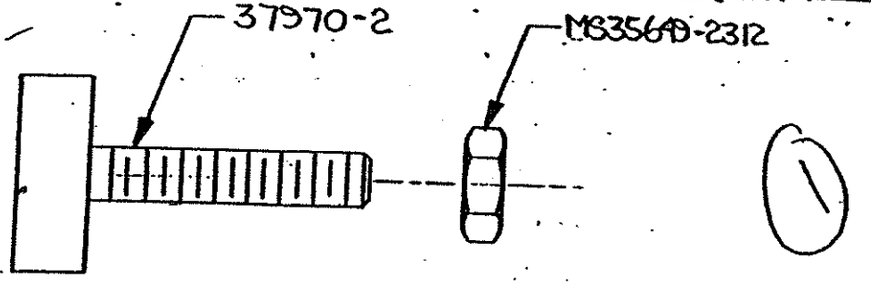

-5 ASSY.

FAB. DWG. CRIB

							6
							5
							4
		POLYESTER POLYURETHANE (MILLATHANE 66/ COMPOUND # M-66-59) TSE INDUSTRIES			<1><3>		3
010 STL.		COMMERCIAL GRADE	COMMERCIAL GRADE	ZINC PLATE .0002 THICK			2
1534 TSE INDUSTRIES							1
TERIAL	STOCK SIZE	MATERIAL SPECIFICATION		FINISH SPECIFICATION	INSPECTION SPECIFICATION	ZONE	ITEM NO.

THIS DRAWING IS THE PROPERTY OF THE PIPER AIRCRAFT CORP. AND ITS POSSESSION BY UNAUTHORIZED PERSONS SHALL NOT BE CONSTRUED AS PERMISSION TO REPRODUCE FOR SALE, IN WHOLE OR IN PART, ANY DEVICES SHOWN THEREON."

PIPER AIRCRAFT CORP.
VERO BEACH, FLORIDA

DOA DESIGN REVIEW

STRUCTURES		
PROPULSION		
SYSTEMS		
AVIONICS & ELECT.		

STOP ASSEMBLY-
NOSE GEAR

REF. LAYOUT NO. (S)

SH. 1 OF 1

37970-105 E

1. Approving National Aviation Authority/Country:	2.	3. Form
FAA/United States	**AUTHORIZED RELEASE CERTIFICATE** **FAA Form 8130-3, AIRWORTHINESS APPROVAL TAG**	**8035/184**

4. Organization Name and Address:		5. Work Order/ Contract/ Invoice Number:
Michelin Aircraft Tire Company, LLC 515 Michelin road Greenville, SC 29605 (TSOA PT 1283 CE)	Michelin Siam Co., Ltd 57 Moo 6 Nongplakradee Rd. Nongplamore, NongKhae, Saraburi 18140 (TSOA PT 1283CE-DX)	**DIDS8035N1**

6. Item:	7. Description:	8. Part Number:	9. Eligibility: *	10. Quantity:	11. Serial/Batch Number:	12. Status/Work:
1	**6.00-6/6/120**	**072-314-0**	N/A	1	**8025W00535**	**NEW**

13. Remarks. :

DIRECT SHIPMENT AUTHORIZATION

14. Certifies the items identified above were manufactured in conformity to:	19. ☐ 14 CFR 43.9 Return to Service ☐ Other regulation specified in Block 13
☒ Approved design data are in a condition for safe operation. ☐ Non-approved design data specified in Block 13.	Certifies that unless otherwise specified in Block 13, the work identified in Block 12 and described in Block 13 was accomplished in accordance with Title 14, Code of Federal Regulations, part 43 and in respect to that work, the items are approved for return to service.

15. Authorized Signature:	16. Approval/Authorization No:	20. Authorized Signature:	21.Approval/ Certificate Number:
	DMIR 511237CE	NA	NA
17. Name (Typed or Printed):	18. Date (m/d/y):	22. Name (Typed or Printed):	23. Date (m/d/y):
M.Jittakorn Sukto	**Jan/28/2008**	NA	NA

User/Installer Responsibilities

It is important to understand that the existence of this document alone does not automatically constitute authority to install the part/component/assembly.

Where the user/installer performs work in accordance with the national regulations of an airworthiness authority different than the airworthiness authority of the country specified in Block 1, it is essential that the user/installer ensures that his/her airworthiness authority accepts part/components/assemblies from the airworthiness authority of the country specified in Block 1.

Statements in Blocks 14 and 19 do not constitute installation certification. In all cases, aircraft maintenance records must contain an installation certification issued in accordance with the national regulations by the user/installer before the aircraft may be flown.

1. [redacted]nal Aviation [redacted]ountry: **[redacted]TED STATES**	2. **AUTHORIZED RELEASE CERTIFICATE** FAA FORM 8130-3, AIRWORTHINESS APPROVAL TAG	3. Form Tracking Number. **W256930-337845-2**
[redacted]ion Name and Address. **Pacific Scientific P94R580N** **AVIATION SERVICES COMPANY** **11700 NW 102nd ROAD** **SUITE 6** **MIAMI, FL 33178**		5. Work Order, Contract or Invoice Number: 1024905

[redacted]tem	7. Description:	8. Part Number:	9. Eligibility: *	10. Quantity:	11. Serial/Batch Number:	12. Status/Work:
1	REEL ASSEMBLY	1107447-13	N/A	1	N/A	REPAIRED

13. REMARKS

Unit was repaired IAW manufacturers approved data.

1107447 Rev: N Date: 7/2/2001

PAC PN : 452-680

Pacific Scientific certifies that the work specified in block 12/13 was carried out in accordance with EASA Part-145 and with respect to that work the aircraft component is considered ready for release to service under EASA Part-145 Approval Number: EASA.145.5406.

14. Certifies the items identified above were manufactured in conformity to:	19 ☒ 14 CFR 43.9 Return to Service ☒ Other regulation specified in Block 13
☐ Approved design data and are in a condition for safe operation. ☐ Non-approved design data specified in Block 13	Certifies that unless otherwise specified in Block 13, the work identified in Block 12 and described in Block 13 was accomplished in accordance with Title 14, Code of Federal Regulations, part 43 and in respect to that work, the items are approved for return to service.

15. Authorized Signature:	16. Approval Authorization No:	20. Authorized Signature:	21. Approval/Certifcate No:
			P94R580N
17. Name (Typed or Printed):	18. Date (m/d/y):	22. Name (Typed or Printed):	23. Date (m/d/y):
	9:44 AM	**Martin Weiss**	Mar/25/2008

User/Installer Responsibilities

It is important to understand that the existence of this document alone does not automatically constitute authority to install the part/component/assembly.

Where the user/installer work in accordance with the national regulations of an airworthiness authority different than the airworthiness authority of the country specified in Block 1 it is essential that the user/installer ensures that his/her airworthiness authority accepts parts/components/assemblies from the airworthiness authority of the country specified in Block 1.

Statement in Blocks 14 and 19 do not constitute installation certification. In all cases aircraft maintenance records must contain an installation certification issued in accordance with the national regulations by the user/installer before the aircraft may be flown.

Pacific Scientific P94R580N

11700 NW 102nd Road
Suite 6
Miami, Fl 33178

Work Order
W256930

Part Number: 1107447-13 **Qty:** 1 **Description:** REEL ASSEMBLY

Customer: UNIVERSITY OF NORTH DAKOTA

SERIAL #:

Customer P.O.: 1024905

Technical Data: DATA TYPE / NUMBER / REVISION / REV DATE
1107447 Rev: N Date: 7/2/2001

Evaluation

Customers remark:

Customer requests inspect and repair as necessary

FRAYED

Results from evaluation:

Unit(s) webbing frayed beyond acceptable limits.

Work to be performed:

Unit is to be repaired IAW Mfr technical data.

Initial Evaluation

Work Instructions:

Verify Technical Data

Verify the revision level and date of drawing 1107447 Revision= N Revision Date= 7/2/01

The following Service Bulletins, Engineering Orders, are associated with part number. Verify information below:

SB: A2K-1124A EO/ESO: none

Verified by: PacSci 19 Miami Stamp 3/11/08 mo da yr

Initial Inspection

Initial Inspection: The technician shall inspect the unit for damage, unapproved parts and any non-conforming conditions. Verify the customer has correctly identified the unit. Record the following information:

Unit is correctly identified: (YES) NO

1) Webbing condition: Good_____needs replacing ✓ Existing Color. Black

Remarks none

Initial Inspection Completed by: PacSci 19 Miami Stamp 3/11/08 mo da yr

Disassemble and evaluate

Cut the webbing from the existing hardware. Verify that the existing hardware is serviceable. Inspect for hiddend damaged

Remarks NONE

Work perfomed by: PacSci 8 Stamp 3/25/08 mo da yr

Released to Shop

Work Instructions:

Pacific Scientific P94R580N

11700 NW 102nd Road
Suite 6
Miami, Fl 33178

Work Order
W256930
Page: 2

Assemble and Sew to drawing requirements

Assemble and sew the webbing in accordance with the manufacturer's drawings.

Re-assemble the reel and strap. Adjust for proper operation.

Work performed by: (PacSci 8 Miami) Stamp 3 25 08 mo da yr

Calibrate reel

Test the reel in accordance with IT 575 Perform retraction force test. Pass ✓ Fail ____

Must lock = 175 g No lock = 137 g

Unit calibrated by: (PacSci 8 Miami) Stamp 3 25 08 mo da yr

Final assembly

Complete the assembly in accordance with manfucturer's drawings and/or customer's Engineering orders.

SB complied with: ✓ yes ___ no PCW 25 1111132

EO/ESO complied with: ___ yes ___ no —

Work performed by: (PacSci 8 Miami) Stamp 3 25 08 mo da yr

Cell leader acceptance

Work was performed in accordance with Manufacturer's specifications and/or customer engineering orders.

Verified by: (PacSci 19 Miami) Stamp 3 25 08 mo da yr

Inspection

Work Instructions:

Final Inspection

Inspected the unit IAW manufacturer's drawings, and/or customer's engineering order.

This certifies that the work specified in this work order was carried out in accordance with FAA airworthiness regulations and in respect to the work performed the part is approved for return to service.

Return to service by: _____ Signature 3/25/08 mo da yr (ISO 9001 Miami) Stamp

CIFIC
NTIFIC
ICES COMPANY

Miami
11700 N.W. 102nd Road
Suite 6, Miami, FL 33178
Phone: (305) 477-4711
Fax: (305) 477-9799
www.pacscimiami.com

Dallas
2156 W. Northwest Highway, Suite 314, Dallas, TX 75220
Phone: (214) 574-4200 Fax: (214) 574-4210

Louisville
6200 Poplar Tree Court, Louisville, KY 40228
Phone: (502) 969-9788 Fax: (502) 961-6037

Packing Slip

Invoice #: M273306
Date: 3/25/2008
Cust. PO#: 1024905
ORIGINAL

Sold To:
UNIVERSITY OF NORTH DAKOTA
CENTER FOR AEROSPACE SCIENCES
PO BOX 9007
GRAND FORKS, ND 58202-9007
USA
Ph: 701-777-7917 Fax: 701-777-7929

Ship To:
UNIVERSITY OF NORTH DAKOTA
CENTER FOR AEROSPACE SCIENCES
2798 AIRPORT DRIVE
GRAND FORKS, ND 58203
USA
SITE_CODE ND

Sales Order: S236114
Customer #: 100933
Terms: NET 30
Order Date: 3/25/2008
Ship Date: 3/25/2008

Shipment #: 1
FOB: COLLECT
Ship Via: UPS GROUND
Account No. V60390
AWB:

IMPORTANT: If these commodities, technology, or software are to be EXPORTED from the United States, compliance with the Export Administration Regulations is required. Diversion contrary to U.S. law is prohibited.

Item	Part Number	Description	Shipped	BackOr	CD	Unit Price	Ext Price
1	1107447-13	REEL ASSEMBLY	1	0	RP	EA	

CERTIFICATE OF CONFORMANCE

This certifies that the unit(s) shipped herewith have been subjected to all necessary tests, and test data showing conformance with the applicable specification, as well as test reports covering the material of these parts showing conformance with the applicable requirements, are enclosed or, are on file at this facility or at the manufacturer's plant.

Authorized Signature: _____ Date: **3/25/2008**
Chief Inspector

12:28:42 PM

INSPECTION SUPPLEMENT AND WORK ORDER

Odegard School of Aerospace Sci.
University of North Dakota
Grand Forks Intl. Airport
Mark Andrews Field
Grand Forks, ND 58202

WKO#: 1069924
Tech: CSG
Shop Code: F
Equip Code: A
Opened: 7/15/2008 7:20

OBTAIN ALL INITIALS BEFORE FILING

R/A
Parts (optl)
Date closed: 7-15-08

Customer: UND Acct#: 205922230 Preliminary Insp ____ In Progress Insp ____

N#: N289ND AcftType: ARRO Model: PA28R-201 Bill Meter: 7,196.7 A/F Tach: 5,399.3 Init CSG

Part#	Serial#	Description	TSO	Total Time
PA28R-201	2844039	AIRFRAME (ARROW)	5,571.7	5,571.7
IO-360-C1C6	L2718951A	ENGINE (ARROW)	890.4	2,438.1
B2D34C213	002282	PROPELLER	1,428.3	4,892.6

PD	Problem / Discrepancy (PD)	ATA	CA	Corrective Action (CA)	ATA	ACC	Date	Hrs	OT	Tech	Insp
1	Oil door broke off in-flight	91 10	1	Installed new oil door assy	7 10	N	7/15	.5		CSG	
				Clark Gebhardt A&P2769406							
				Clark Gebhardt							

INSPECTION SUPPLEMENT AND WORK ORDER

Odegard School of Aerospace Sci.
University of North Dakota
Grand Forks Intl. Airport
Mark Andrews Field
Grand Forks, ND 58202

WKO#: 1070093
Tech: DTL
Shop Code: F
Equip Code: A
Opened: 7/22/2008 15:46

OBTAIN ALL INITIALS BEFORE FILING

R/A
Parts (optl)
Date closed: 07/22/08

Customer: UND Acct#: 205922230 Preliminary Insp In Progress Insp

N#: N289ND AcftType: ARRO Model: PA28R-201 Bill Meter: 7,215.3 A/F Tach: 5,413.5 Init

Part#	Serial#	Description	TSO	Total Time
PA28R-201	2844039	AIRFRAME (ARROW)	5,585.9	5,585.9
IO-360-C1C6	L2718951A	ENGINE (ARROW)	904.6	2,452.3
B2D34C213	002282	PROPELLER	1,442.5	4,906.8

PD	Problem / Discrepancy (PD)	ATA	CA	Corrective Action (CA)	ATA	ACC	Date	Hrs	OT	Tech	Insp
1	High squealing noise on radio.	2430	1	Ran A/C and found Alternator to be cause of squealing noise on radio. Removed Alternator P/N: ALX8521LS S/N: E123377 and Installed Alternator. P/N: ALX-8521LS S/N: I052552, Ops check good.	2430	N	7/22	2.0		DTL	
2	Engine Sputtered for 10 sec. and seemed like it was going to quit.	7400	1	Ran A/C and could not duplicate problem. checked engine controls as well	7400	N	7/22	.3		DTL	

I certify the aircraft airframe, aircraft engine, propeller, or appliance identified above was repaired and inspected in accordance with current regulations of the Federal Aviation Administration with respect to the work performed and found to be airworthy and is approved for return to service. Certified Repair Station OG5R092N.

Authorized Signature

Date 7-22-08

1. Approving National Aviation Authority/Country:	2.	3. Form Tracking Number:
FAA/UNITED STATES	**AUTHORIZED RELEASE CERTIFICATE** FAA Form 8130-3, AIRWORTHINESS APPROVAL TAG	I052552

4. Organization Name and Address:	5. Work Order/Contract/Invoice Number:
KELLY AEROSPACE POWER SYSTEMS, 2900 SELMA HWY., MONTGOMERY, AL. 36108 PQ1383CE-D	M894480

6. Item:	7. Description:	8. Part Number:	9. Eligibility: *	10. Quantity:	11. Serial/Batch Number:	12. Status/Work:
1	ALTERNATOR - NEW **** END ****	ALX-8521LS	N/A	1	I052552	NEW

13. Remarks:

AIRWORTHINESS APPROVAL- PARTS. THIS FORM IS NOT AN EXPORT APPROVAL.

14. Certifies the items identified above were manufactured in conformity to:

☒ **Approved design data and are in a condition for safe operation.**

☐ **Non-approved design data specified in Block 13.**

19. ☐ **14 CFR 43.9 Return to Service** ☐ **Other regulation specified in Block 13**

Certifies that unless otherwise specified in Block 13, the work identified in Block 12 and described in Block 13 was accomplished in accordance with Title 14, Code of Federal Regulations, part 43 and in respect to that work, the items are approved for return to service.

15. Authorized Signature:	16. Approval/Authorization No.:	20. Authorized Signature:	21. Approval/Certificate No:
Deborah Davison	DMIR 831178 CE		
17. Name (Typed or Printed):	**18. Date (m/d/y):**	**22. Name (Typed or Printed):**	**23. Date (m/d/y):**
DEBORAH DAVISON	MAY 31 2008		

User/Installer Responsibilities

It is important to understand that the existence of this document alone does not automatically constitute authority to install the part/component/assembly.

Where the user/installer performs work in accordance with the national regulations of an airworthiness authority different than the airworthiness authority of the country specified in Block 1, it is essential that the user/installer ensures that his/her airworthiness authority accepts parts/components/assemblies from the airworthiness authority of the country specified in Block 1.

Statements in Block 14 and 19 do not constitute installation certification. In all cases, aircraft maintenance records must contain an installation certification issued in accordance with the national regulations by the user/installer before the aircraft may be flown.

FAA Form 8130-3 (6-01) *Installer must cross-check eligibility with applicable technical data. NSN: 0052-00-012-9005

ESICODE: ALX-8521LS

INSPECTION SUPPLEMENT AND WORK ORDER

degard School of Aerospace Sci.
iversity of North Dakota
and Forks Intl. Airport
~~nk Andrews Field~~
and Forks, ND 58202

WKO#: 1070288
Tech: RMK
Shop Code: F
Equip Code: A
Opened: 7/29/2008 17:40

OBTAIN ALL MANUALS BEFORE SIGNING

R/A: 84
Parts (opti) _____

84

Date closed: 7-29-08

istomer: UND Acct#: 205922230 Preliminary Insp MSB In Progress Insp MSB

: N289ND AcftType: ARRO Model: PA28R-201 Bill Meter: 7,224.7 A/F Tach: 5,422.0 Init

~~nt#~~	Serial#	Description	TSO	Total Time
A28R-201	2844039	AIRFRAME (ARROW)	5,594.4	5,594.4
-360-C1C6	L2718951A	ENGINE (ARROW)	913.1	2,480.8
HD34C213	002282	PROPELLER	1,451.0	4,915.3

Problem / Discrepancy (PD)	ATA	CA	Corrective Action (CA)	ATA	ACC	Date	Hrs	DT	Tech	Insp
GEAR PUMP FAILED IN FLIGHT	32 30	1	inspected pump and found a loose connection, tightened connection, ops checked good	32 30	N	7/29	1.0		CLB	MSB

I certify the aircraft airframe, aircraft engine, propeller, or appliance identified above was repaired and inspected in accordance with current regulations of the Federal Aviation Administration with respect to the work performed and found to be airworthy and is approved for return to service. Certified Repair Station OG5R092N.

Authorized Signature Mitchell Schlecht
Date 7-29-08

INSPECTION SUPPLEMENT AND WORK ORDER

Odegard School of Aerospace Sci.
University of North Dakota
Grand Forks Intl. Airport
Mark Andrews Field
Grand Forks, ND 58202

WKO#: 1070167
Tech: JDR
Shop Code: A
Equip Code: A
Opened: 7/25/2008 12:29

OBTAIN ALL INITIALS BEFORE FILING

R/A
Parts (opt'l)
Date closed: 7-25-08

Customer: UND Acct#: 205922230 Preliminary Insp KHP In Progress Insp MSB

N#: N289ND AcftType: ARRO Model: PA28R-201 Bill Meter: 7,221.9 A/F Tach: 5,418.5 Init

Part#	Serial#	Description	TSO	Total Time
PA28R-201	2844039	AIRFRAME (ARROW)	5,590.9	5,590.9
IO-360-C1C6	L2718951A	ENGINE (ARROW)	909.6	2,457.3
B2D34C213	002282	PROPELLER	1,447.5	4,911.8

PD	Problem / Discrepancy (PD)	ATA	CA	Corrective Action (CA)	ATA	ACC	Date	Hrs	DT	Tech	Insp
1	During maneuvers and banks near 30° "HDG" flag appears and DG turns on displays incorrect heading. After a few moments, it does sort itself out. P/N KG-102A S/N 44876	34 00	1	Inspected found bad DG replaced w/ P/N KG-102A S/N 49409 ops Check good.	34 00	N	7/25	1.5		Cre	MSB

I certify the aircraft airframe, aircraft engine, propeller, or appliance identified above was repaired and inspected in accordance with current regulations of the Federal Aviation Administration with respect to the work performed and found to be airworthy and is approved for return to service. Certified Repair Station OG5R092N.

Authorized Signature
Date 7-25-08

INSPECTION SUPPLEMENT AND WORK ORDER

Odegard School of Aerospace Sci.
University of North Dakota
Grand Forks Intl. Airport
Mark Andrews Field
Grand Forks, ND 58202

WKO#: 1070443
Tech: SJC
Shop Code: F
Equip Code: A
Opened: 8/8/2008 8:32

OBTAIN ALL INITIALS BEFORE FILING

R/A 84
Parts (optl) _____
Date closed: 8/8/8

84

Customer: UND Acct#: 205922230 Preliminary Insp _____ In Progress Insp _____

N#: N289ND AcftType: ARRO Model: PA28R-201 Bill Meter: 7,261.6 A/F Tach: 5,449.1 Init

Part#	Serial#	Description	TSO	Total Time
PA28R-201	2844039	AIRFRAME (ARROW)	5,621.5	5,621.5
IO-360-C1C6	L2718951A	ENGINE (ARROW)	940.2	2,487.9
B2D34C213	002282	PROPELLER	1,478.1	4,942.4

PD	Problem / Discrepancy (PD)	ATA	CA	Corrective Action (CA)	ATA	ACC	Date	Hrs	OT	Tech	Insp
1	Rec ltr imp	3340	1	replaced cap - opn O.L.	3340	N	8/8	.5		SJC	
				Steph Camp A&P 3197067							

INSPECTION SUPPLEMENT AND WORK ORDER

Odegard School of Aerospace Sci.
University of North Dakota
Grand Forks Intl. Airport
Mark Andrews Field
Grand Forks, ND 58202

WKO#: 1070546
Tech: SFB
Shop Code: F
Equip Code: A
Opened: 8/14/2008 20:38

OBTAIN ALL INITIALS BEFORE FILING

R/A SB
Parts (opt) _____
Date closed: 8/14/08

Customer: UND Acct#: 205922230 Preliminary Insp [initials] In Progress Insp [initials]

N#: N289ND AcftType: ARRO Model: PA28R-201 Bill Meter: 7,266.2 A/F Tach: 5,452.5 Init SB

Part#	Serial#	Description	TSO	Total Time
PA28R-201	2844039	AIRFRAME (ARROW)	5,624.9	5,624.9
IO-360-C1C6	L2718951A	ENGINE (ARROW)	943.6	2,491.3
B2D34C213	002282	PROPELLER	1,481.5	4,945.8

PD	Problem / Discrepancy (PD)	ATA	CA	Corrective Action (CA)	ATA	ACC	Date	Hrs	OT	Tech	Insp
1	Alt inop	2400	1	Removed alternator P/N ALX8521LS S/N IO 52552 and replaced with P/N ALX8521RS S/N, ops check good S/N H0913216	2400	N	8/14	1.5		SB	[initials]

I certify the aircraft airframe, aircraft engine, propeller, or appliance identified above was repaired and inspected in accordance with current regulations of the Federal Aviation Administration with respect to the work performed and found to be airworthy and is approved for return to service. Certified Repair Station OG5R092N.

Authorized Signature
Date 8-14-08

1. Approving National Aviation Authority/Country: FAA/UNITED STATES	2. **AUTHORIZED RELEASE CERTIFICATE** FAA Form 8130-3, AIRWORTHINESS APPROVAL TAG	3. Form Tracking Number: H091326
4. Organization Name and Address: ***KELLY AEROSPACE POWER SYSTEMS, 2900 SELMA HWY., MONTGOMERY, AL. 36108***		5. Work Order/Contract/Invoice Number: W/O: M655650

6. Item:	7. Description:	8. Part Number:	9. Eligibility: *	10. Quantity:	11. Serial/Batch Number:	12. Status/Work:
1	ALTERNATOR - - OVERHAUL **********	ALX-8521 MOD/NO END **********	N/A	1	H091326	OVERLHAULED

13. Remarks:

COPY OF WORK ORDER AVAILABLE ON REQUEST FROM KELLY AEROSPACE POWER SYSTEMS
CERTIFIES THAT THE WORK SPECIFIED IN BLOCK 12/13 WAS CARRIED OUT IN ACCORDANCE
WITH EASA PART 145 AND WITH RESPECT TO THAT WORK THE AIRCRAFT COMPONENT IS
CONSIDERED READY FOR RELEASE TO SERVICE UNDER EASA APPROVAL CERTIFICATE NUMBER
EASA.145.4418 AND BY THE FAA AIR AGENCY CERTIFICATE NUMBER UT2R226L. APPROVED FOR EXPORT
THE ORIG. EQUIP. MFG. DATA APPEARS ON THE DATA PLATE IN THE LINES IDENTIFIED AS MOD/NO & ORIG. MFG.
COMPLIES WITH PPS-9001 LATEST REVISION.
NOTE:THE FAA-PMA SHOWN ON THE DATA PLATE ONLY REPRESENTS FAA APPROVAL OF THE REPLACEMENT DATA PLATE.
OVERHAULED PER KELLY AEROSPACE OE-A2 MANUAL DATED 5/1/03.
THE FOLLOWING SERVICE BULLETINS & AD NOTES HAVE BEEN COMPLIED WITH ON ITEM 1:
SB ASM-8, ASM-9, ASM-15 & AD72-15-2

14. Certifies the items identified above were manufactured in conformity to: ☐ Approved design data and are in a condition for safe operation. ☐ Non-approved design data specified in Block 13.		19. ☒ 14 CFR 43.9 Return to Service ☒ Other regulation specified in Block 13. Certifies that unless otherwise specified in Block 13, the work identified in Block 12 and described in Block 13 was accomplished in accordance with Title 14, Code of Federal Regulations, part 43 and in respect to that work, the items are approved for return to service.	
15. Authorized Signature:	16. Approval/Authorization No.:	20. Authorized Signature: Fred Hunter	21. Approval/Certificate No: UT2R226L
17. Name (Typed or Printed):	18. Date (m/d/y):	22. Name (Typed or Printed): Fred Hunter	23. Date (m/d/y): SEP 11 2007

User/Installer Responsibilities

It is important to understand that the existence of this document alone does not automatically constitute authority to install the part/component/assembly.

Where the user/installer performs work in accordance with the national regulations of an airworthiness authority different than the airworthiness authority of the country specified in Block 1, it is essential that the user/installer ensures that his/her airworthiness authority accepts parts/components/assemblies from the airworthiness authority of the country specified in Block 1.

Statements in Block 14 and 19 do not constitute installation certification. In all cases, aircraft maintenance records must contain an installation certification issued in accordance with the national regulations by the user/installer before the aircraft may be flown.

FAA Form 8130-3 (6-01) *Installer must cross-check eligibility with applicable technical data. NSN: 0052-00-012-9005

ESICODE: ALX-8521R

INSPECTION SUPPLEMENT AND WORK ORDER

Odegard School of Aerospace Sci.
University of North Dakota
Grand Forks Intl. Airport
Mark Andrews Field
Grand Forks, ND 58202

WKO#: 1070528
Tech: DTL
Shop Code: F
Equip Code: A
Opened: 8/13/2008 22:11

OBTAIN ALL INITIALS BEFORE FILING

R/A MSB
Parts (opt) MSB

Date closed: 08/13/08

Customer: UND Acct#: 205922230 Preliminary Insp MSB In Progress Insp MSB

N#: N289ND AcftType: ARRO Model: PA28R-201 Bill Meter: 7,261.6 A/F Tach: 5,450.9 Init DTL

Part#	Serial#	Description	TSO	Total Time
PA28R-201	2844039	AIRFRAME (ARROW)	5,623.3	5,623.3
IO-360-C1C6	L2718951A	ENGINE (ARROW)	942.0	2,489.7
B2D34C213	002282	PROPELLER	1,479.9	4,944.2

PD	Problem / Discrepancy (PD)	ATA	CA	Corrective Action (CA)	ATA	ACC	Date	Hrs	OT	Tech	Insp
1	Engine Sounds very rough when throttle back to idle.	72 00	1	Inspected engine fuel system, Cyl. and intakes, exhaust system, and engine. Ran A/C and ops check good Could not duplicate problem.	72 00	N	8/13	.5		DTL	MSB

~~I certify the aircraft airframe, aircraft engine, propeller, or~~ appliance identified above was repaired and inspected in accordance with current regulations of the Federal Aviation ~~Administration with respect to the work performed and~~ found to be airworthy and is approved for return to service. Certified Repair Station OG5R092N.

Authorized Signature [signature]
Date 8-13-08

INSPECTION SUPPLEMENT AND WORK ORDER

Odegard School of Aerospace Sci.
University of North Dakota
Grand Forks Intl. Airport
Mark Andrews Field
Grand Forks, ND 58202

WKO#: 1070622
Tech: CAB
Shop Code: F
Equip Code: A
Opened: 8/19/2008 13:21

OBTAIN ALL INITIALS BEFORE FILING

R/A 89
Parts (optl) _____
Date closed: 8-25-08

Customer: UND Acct#: 205922230 Preliminary Insp MSH In Progress Insp _____

N#: N289ND AcftType: ARRO Model: PA28R-201 Bill Meter: 7,274.3 A/F Tach: 5,460.3 Init CSG

Part#	Serial#	Description	TSO	Total Time
PA28R-201	2844039	AIRFRAME (ARROW)	5,632.7	5,632.7
IO-360-C1C6	L2718951A	ENGINE (ARROW)	951.4	2,499.1
B2D34C213	002282	PROPELLER	1,489.3	4,953.6

PD	Problem / Discrepancy (PD)	ATA	CA	Corrective Action (CA)	ATA	ACC	Date	Hrs	OT	Tech	Insp
1	R/H Cowling latch (forward) found broken on post flight	71/10	1	parts on order	71/10	N	8/25	.5		CSG	
			4	Removed & Replaced cowl latch		N	8/25	.5		CSG	
				Clark Gebhard A+P2769406							
				Clark Gebhard							

INSPECTION SUPPLEMENT AND WORK ORDER

Odegard School of Aerospace Sci.
University of North Dakota
Grand Forks Intl. Airport
Mark Andrews Field
Grand Forks, ND 58202

WKO#: 1070699
Tech: SJC
Shop Code: F
Equip Code: A
Opened: 8/26/2008 9:48

OBTAIN ALL INITIALS BEFORE FILING

R/A
Parts (optl)
Date closed: 8/26/08

Customer: UND Acct#: 205922230 Preliminary Insp ____ In Progress Insp ____

N#: N289ND AcftType: ARRO Model: PA28R-201 Bill Meter: 7,279.2 A/F Tach: 5,462.9 Init

Part#	Serial#	Description	TSO	Total Time
PA28R-201	2844039	AIRFRAME (ARROW)	5,635.3	5,635.3
IO-360-C1C6	L2718951A	ENGINE (ARROW)	954.0	2,501.7
B2D34C213	002282	PROPELLER	1,491.9	4,956.2

PD	Problem / Discrepancy (PD)	ATA	CA	Corrective Action (CA)	ATA	ACC	Date	Hrs	OT	Tech	Insp
1	after takeoff ATSB screen went blank when gear retracted - on second T.O. elec lost power lost regulated batt sw and everything turned on	2430		found positive battery terminal loose - corroded with evidence of overheating - cleaned terminal and battery post, replaced hardware - ran gen O.K. under full load Stephen Campbell A&P 3197067	2430	N	8/26	1.0		SJC	

INSPECTION SUPPLEMENT AND WORK ORDER

Odegard ~~School~~ of Aerospace Sci.
University of North Dakota
Grand Forks Intl. Airport
Mark Andrews Field
Grand Forks, ND 58202

WKO#: 1070743
Tech: CEC
Shop Code: F
Equip Code: A
Opened: 8/27/2008 16:52

OBTAIN ALL INITIALS BEFORE FILING

R/A 84
Parts (opt'l) _____
Date closed: 8/27/08

84

Customer: UND Acct#: 205922230 Preliminary Insp _____ In Progress Insp _____

N#: N289ND AcftType: ARRO Model: PA28R-201 Bill Meter: 7,281.5 A/F Tach: 5,464.8 Init SB

Part#	Serial#	Description	TSO	Total Time
PA28R-201	2844039	AIRFRAME (ARROW)	5,637.2	5,637.2
IO-360-C1C6	L2718951A	ENGINE (ARROW)	955.9	2,503.6
B2D34C213	002282	PROPELLER	1,493.8	4,958.1

PD	Problem / Discrepancy (PD)	ATA	CA	Corrective Action (CA)	ATA	ACC	Date	Hrs	OT	Tech	Insp
1	Static wick is broken off of left aileron	2360	1	Installed new static wick Scott Bahr A&P 2856702	2360	N	8/27	.4		SB	

INSPECTION SUPPLEMENT AND WORK ORDER

Odegard School of Aerospace Sci.
University of North Dakota
Grand Forks Intl. Airport
Mark Andrews Field
Grand Forks, ND 58202

WKO#: 1070779
Tech: GAK
Shop Code: W
Equip Code: A
Opened: 8/29/2008 9:59

OBTAIN ALL INITIALS BEFORE FILING

R/A GAK
Parts (opt) GAK
Date closed: 8/29/08 GAK

Customer: UND Acct#: 205922230 Preliminary Insp _____ In Progress Insp _____

N#: N289ND AcftType: ARRO Model: PA28R-201 Bill Meter: 7,290.5 A/F Tach: 5,471.3 Init GAK

Part#	Serial#	Description	TSO	Total Time
PA28R-201	2844039	AIRFRAME (ARROW)	5,643.7	5,643.7
IO-360-C1C6	L2718951A	ENGINE (ARROW)	962.4	2,510.1
B2D34C213	002282	PROPELLER	1,500.3	4,964.6

PD	Problem / Discrepancy (PD)	ATA	CA	Corrective Action (CA)	ATA	ACC	Date	Hrs	OT	Tech	Insp
1	Aircraft needs to be washed	1220	1	Cleaned	1220	N	8-29	1.0		GAK	

INSPECTION SUPPLEMENT AND WORK ORDER

Odegard School of Aerospace Sci.
University of North Dakota
Grand Forks Intl. Airport
Mark Andrews Field
Grand Forks, ND 58202

WKO#: 1070784
Tech: CAB
Shop Code: F
Equip Code: A
Opened: 8/29/2008 14:36

OBTAIN ALL INITIALS BEFORE FILING

R/A 84
Parts (opt) 84

Date closed: 8/29/08

Customer: UND Acct#: 205922230 Preliminary Insp [initials] In Progress Insp [initials]

N#: N289ND AcftType: ARRO Model: PA28R-201 Bill Meter: 7,290.5 A/F Tach: 5,471.3 Init [initials]

Part#	Serial#	Description	TSO	Total Time
PA28R-201	2844039	AIRFRAME (ARROW)	5,643.7	5,643.7
IO-360-C1C6	L2718951A	ENGINE (ARROW)	962.4	2,510.1
B2D34C213	002282	PROPELLER	1,500.3	4,964.6

PD	Problem / Discrepancy (PD)	ATA	CA	Corrective Action (CA)	ATA	ACC	Date	Hrs	OT	Tech	Insp
1	Phase 2 Insp One	0520	1		0520	N	8/27	3.8		[initials]	[initials]
					0520	N	8/29	3.5		DBH	[initials]

This aircraft has been inspected in accordance With a(n) Phase 2 Inspection, including, as applicable a routine inspection of Cabin, Fuselage Empennage & wings & landing gear And a detailed inspection of engine & propeller. Completion Date 8/29/08

2	AD2002-26-01 Fuel injection lines Insp One Dated 1-31-03	0560	1	SUPERSEDED BY AD2008-14-07. EFFECTIVE AUG 14, 2008	7200	N	8/29	.1		DBH	[initials]
3	SB UND 8 wing spar clipping One	0560	1	INSPECTED AND FOUND NO DISCREPANCIES	5700	N	8/29	.2		[initials]	[initials]

INSPECTION SUPPLEMENT AND WORK ORDER

Reg#: (N) 289ND

Work Order #: 1070784

PD	Problem Description (PD)	GAMA	CA	Corrective Action (CA)	GAMA	ACC	Date	Hrs	OT	Mech	Insp
4	AD2008-14-07 Fuel	0400	1	INSPECTED FUEL LINES	7100	N	8/29	.3		DBM	
	injection lines Insp			AND FOUND NO DISCREPANCIES							
	Rpt			NEXT DUE 5537.6							
	EFFECTIVE AUG 14, 08										
5	RH Aileron in-board	2360	1	Removed & replaced RH	2360	N	8-29	.1		BMr	
	static wick is broken			Aileron inboard static wick		N	8/29	.1		CP	
6	Rudder has broken	2360	1	Removed & replaced Rudder	2360	N	8-29	.2		MH	
	static wick on			static wick		N	8/29	.1			
	bottom										

INSPECTION SUPPLEMENT AND WORK ORDER

Reg#: (N) 289ND

Work Order #: 1070784

PD	Problem Description (PD)	GAMA	CA	Corrective Action (CA)	GAMA	ACC	Date	Hrs	OT	Mech	Insp
7	Oil door double	7110	1	Removed & Replaced Oil	7110	N	8-29	.3		AHW	
	is cracked			Door doubler			8/29	.1		CKO	
8	Turn limits placard	1120	1	REPLACED NOSE GEAR	1120	N	8/29	.3		DBM	
	on nose is worn off			TURN LIMIT PLACARD							
9	Oil filler tube	7100	1	TIGHTENED OIL FILLER TUBE	7100	N	8/29	.3		DBM	
	is loose										
10	Nose gear Rubber	3220	1	REPLACED NOSE GEAR	3220	N	8/29	.5		DBM	
	stop is torn			RUBBER STOP							

INSPECTION SUPPLEMENT AND WORK ORDER Page 4 of 4

Reg#: (N) 289 NO Work Order #: 1070784

PD	Problem Description (PD)	GAMA	CA	Corrective Action (CA)	GAMA	ACC	Date	Hrs	OT	Mech	Insp
11	Prop has nicks	6100	1	DRESSED PROP,	6100	N	8/29	.3		DBM	
			1A	Painted Prop		N	8-29	.1		AHW	
12	Control yoke one dents	2730	1	CLEANED CONTROL	2730	N	8/29	.3		DBM	
				COLUMN							
13	Inspection Time	05/60	1	Time	05/60	N	8/29	1.5			

I certify the aircraft airframe, aircraft engine, propeller, or appliance identified above was repaired and inspected in accordance with current regulations of the Federal Aviation Administration with respect to the work performed and found to be airworthy and is approved for return to service. Certified Repair Station OG5R092N.

Authorized Signature

Date 8-29-08

INSPECTION SUPPLEMENT AND WORK ORDER

Odegard School of Aerospace Sci.
University of North Dakota
Grand Forks Intl. Airport
Mark Andrews Field
Grand Forks, ND 58202

WKO#: 1070786
Tech: DBM
Shop Code: F
Equip Code: A
Opened: 8/29/2008 14:44

OBTAIN ALL INITIALS BEFORE FILING

R/A 84
Parts (opt) 84

Date closed: 8/29/08

Customer: UND Acct#: 205922230 Preliminary Insp _____ In Progress Insp _____

N#: N289ND AcftType: ARRO Model: PA28R-201 Bill Meter: 7,290.5 A/F Tach: 5,471.3 Init DM

Part#	Serial#	Description	TSO	Total Time
PA28R-201	2844039	AIRFRAME (ARROW)	5,643.7	5,643.7
IO-360-C1C6	L2716951A	ENGINE (ARROW)	962.4	2,510.1
B2D34C213	002282	PROPELLER	1,500.3	4,964.6

PD	Problem / Discrepancy (PD)	ATA	CA	Corrective Action (CA)	ATA	ACC	Date	Hrs	OT	Tech	Insp
1	OPENED IN ERROR	00	1	OPENED IN ERROR	00	N	8/29	.0		DBM	

INSPECTION SUPPLEMENT AND WORK ORDER

degard School of Aerospace Sci.
iversity of North Dakota
'and Forks Intl. Airport
ark Andrews Field
'and Forks, ND 58202

WKO#: 1070807
Tech: JDL
Shop Code: F
Equip Code: A
Opened: 8/31/2008 13:07

OBTAIN ALL INITIALS BEFORE FILING

84

R/A 84
Parts (opt) 1

Date closed: 8-31-08

stomer: UND Acct#: 205922230 Preliminary Insp MOH In Progress Insp MOH

#: N289ND AcftType: ARRO Model: PA28R-201 Bill Meter: 7,293.4 A/F Tach: 5,473.3 Init

Int#	Serial#	Description	TSO	Total Time
A28R-201	2844039	AIRFRAME (ARROW)	5,645.7	5,645.7
-360-C1C6	L2718951A	ENGINE (ARROW)	964.4	2,512.1
CD34C213	002282	PROPELLER	1,502.3	4,966.6

Problem / Discrepancy (PD)	ATA	CA	Corrective Action (CA)	ATA	ACC	Date	Hrs	OT	Tech	Insp
Trim wheel extremely difficult to move.	27 30	1	Cleaned and lubed stabilator trim barrel and jack screw. Ops check good at this time.	27 30	N	8/31	2.2			MOH

I certify the aircraft airframe, aircraft engine, propeller, or appliance identified above was repaired and inspected in ~~accordance with current regulations of the Federal Aviation~~ Administration with respect to the work performed and found to be airworthy and is approved for return to service. ~~Certified Repair Station OG5R092N.~~

Authorized Signature
Date 8/31/08

INSPECTION SUPPLEMENT AND WORK ORDER

Odegard School of Aerospace Sci.
University of North Dakota
Grand Forks Intl. Airport
Mark Andrews Field
Grand Forks, ND 58202

WKO#: 1070876
Tech: MSB
Shop Code: F
Equip Code: A
Opened: 9/3/2008 12:43

OBTAIN ALL INITIALS BEFORE FILING

R/A MSB
Parts (opt) MSB
Date closed: 9-3-08

Customer: UND Acct#: 205922230 Preliminary Insp MSB In Progress Insp MSB

N#: N289ND AcftType: ARRO Model: PA28R-201 Bill Meter: 7,295.4 A/F Tach: 5,475.9 Init MSB

Part#	Serial#	Description	TSO	Total Time
PA28R-201	2844039	AIRFRAME (ARROW)	5,648.3	5,648.3
IO-360-C1C6	L2718951A	ENGINE (ARROW)	967.0	2,514.7
B2D34C213	002282	PROPELLER	1,504.9	4,969.2

PD	Problem / Discrepancy (PD)	ATA	CA	Corrective Action (CA)	ATA	ACC	Date	Hrs	DT	Tech	Insp
1	Compass begin leaking fluid	34 40	1	Replaced compass and compass holder with new. Swung compass. Installed new compass correction card and placed copy in permenant records	34 40	N	9-3	2.5		MSB	MSB

I certify the aircraft airframe, aircraft engine, propeller, or appliance identified above was repaired and inspected in accordance with current regulations of the Federal Aviation Administration with respect to the work performed and found to be airworthy and is approved for return to service.
Certified Repair Station OG5R092N

Authorized Signature
Date 9-3-08

INSPECTION SUPPLEMENT AND WORK ORDER

Odegard School of Aerospace Sci
University of North Dakota
Grand Forks Intl. Airport
Mark Andrews Field
Grand Forks, ND 58202

WKO#: 1071054
Tech: SFB
Shop Code: F
Equip Code: A
Opened: 9/9/2008 21:46

OBTAIN ALL INITIALS BEFORE FILING

84

R/A 84
Parts (opt'l)
Date closed: 9/09/08

Customer: UND Acct#: 205922230 Preliminary Insp Init In Progress Insp Init

N#: N289ND AcftType ARRO Model: PA28R-201 Bill Meter: 7,317.4 A/F Tach: 5,491.0 Init SFB

Part#	Serial#	Description	TSO	Total Time
PA28R-201	2844039	AIRFRAME (ARROW)	5,663.4	5,663.4
IO-360-C1C6	L2719951A	ENGINE (ARROW)	962.1	2,529.8
B2D34C213	002282	PROPELLER	1,520.0	4,984.3

PD	Problem / Discrepancy (PD)	ATA	CA	Corrective Action (CA)	ATA	ACC	Date	Hrs	OT	Tech	Insp
1	Elec fuel pump C/B pops when pump turned to ON position	7310	1	Removed boost pump 8120-G S/N 66130 and replaced w/new 8120-G S/N 0708338 using new O rings. Ops and leak check OK	7310	N	9/09	1.4		SFB	Init

I certify the aircraft airframe, aircraft engine, propeller, or appliance identified above was repaired and inspected in accordance with current regulations of the Federal Aviation Administration with respect to the work performed and found to be airworthy and is approved for return to service.
Certified Repair Station OG5R092N.

Authorized Signature
Date 9-9-08

1. Approving National Aviation Authority/Country:

UNITED STATES

2.

Authorized Release Certificate

FAA Form 8130-3, AIRWORTHINESS APPROVAL TAG

3. Form Tracking

16338

4. Organization Name and Address:

C J AVIATION, INC. 12215 SW 131 AVE. MIAMI, FL. 33186

5. Work Order/ Contract/ Invoice Number

16338

6. ITEM	7. DESCRIPTION	8. PART NUMBER	9. ELIGIBILITY	10. QUANTITY	11. Serial/Batch Number	12. STATUS/WORK
1	FUEL PUMP	8120-G	N/A	1	0708338	OVERHAULED

13. REMARKS: Maintenance Release: The aircraft, airframe, aircraft engine, propeller or appliance identified was repaired or overhauled and inspected in accordance with current regulations of the Federal Aviation Administration and is approved for return to service. Certifies that the work specified in block 12/13 was carried out in accordance with EASA Part-145 and in respect to that work the component is considered ready for release to service under EASA Part-145 Approval Number: EASA.145.5330. Detail of work accomplished in work order: See Block 5.

Manual No: J-800096 Revision No: G Revision Date: 02/16/2004

AD Detail: N/A

SB Detail: NONE

14. Certifies the items identified above were manufactured in conformity to:

☐ Approved design data and are in condition for safe operation.

☐ Non-approved design data specified in Block 13.

19. ☑ 14 CFR 43.9 Return to Service ☑ Other regulation specified in Block 13

Certifies that unless otherwise specified in block 13, the work identified in Block 12 and described in Block 13 was accomplished in accordance with Title 14, Code of Federal Regulations, part 43 and in respect to that work, the items are approved for return to service.

15. Authorized Signature::	16. Approval/Authorization No.:	20. Authorized Signature:	21. Approval/Certificate No.:
N/A	N/A		YPGR715L
17. Name (Typed or Printed) N/A	18. Date: N/A	22. Name (Typed or Printed) Charlie Duffie	23. Date: 7/8/2008

User / Installer Responsibilities

It is important to understand that the existence of this document alone does not automatically constitute authority to install the part/component/assembly.

Where the user/installer performs work in accordance with the national regulations of an airworthiness authority different that the airworthiness authority of the country specified in Block 1, it is essential that the user/installer ensures that his/her airworthiness accepts parts/components/assemblies from the airworthiness authority of the country specified in Block 1.

Statements in Blocks 14 and 19 do not constitute installation certification. In all cases, aircraft maintenance records must contain an installation certification issued in accordance with the national regulations by the user/installer before the aircraft may be flown.

Aviation, Inc.

SW 131 Ave.
all, FL 33186
S # YPGR715L

WORK ORDER # 16338

Unit Information

Date Opened	Customer P O	Customer	
7/3/2008		C J AVIATION, INC.	
Part Number	**Description:**	**Serial Number:**	**Manufacture:**
8120-G	FUEL PUMP	0708338	WELDON PUMP
Work Requested			
OVERHAUL			

Inspection Progress

☑ Preliminary Inspection	ER
☑ Perform Pre-disassembly cleaning and check (See Manual Below)	ER
☑ Hidden damage inspection None	ER
☑ Disassemble in accordance with mfg specs as needed for repair	ER
☑ Clean all parts and components as required	ER
☑ Inspect per mfg instructions (See Manual Below)	ER
☑ Replace defective and mandatory parts (See Attached Sheet)	ER
☑ Reassemble per mfg instructions	ER
☑ Perform final adjustments, calibration and final testing	ER
28 PSI NF @ 14 VDC , 5.2 AMPS 45.6 GPH @ 14 PSI	
☑ Attach proper seals, paint, markings, and labeling	VG
☑ Inspection by mechanic	VG

Status: OVERHAULED

Manual No: J-800096 Revision No: G Revision Date: 02/16/2004

☑ Torque Seal: Torque Seal Color: GREEN ☐ Safety Wire:

☑ AD AD Detail: N/A

☑ SB SB Detail: NONE

Final Inspection:: Charlie Duffie Date Closed: 7/8/2008

Form CJ1000-14

INSPECTION SUPPLEMENT AND WORK ORDER

Odegard School of Aerospace Sci.
University of North Dakota
Grand Forks Intl. Airport
Mark Andrews Field
Grand Forks, ND 58202

WKO#: 1071560
Tech: SJS
Shop Code: W
Equip Code: A
Opened: 9/26/2008 12:15

OBTAIN ALL INITIALS BEFORE FILING

R/A SJS
Parts (opti) SJS

Date closed: 9/26/08 SJS

Customer: UND Acct#: 205922230 Preliminary Insp _____ In Progress Insp _____

N#: N289ND AcftType: ARRO Model: PA28R-201 Bill Meter: 7,384.5 A/F Tach: 5,527.2 Init SJS

Part#	Serial#	Description	TSO	Total Time
PA28R-201	2844039	AIRFRAME (ARROW)	5,699.6	5,699.6
IO-360-C1C6	L2718951A	ENGINE (ARROW)	1,018.3	2,566.0
B2D34C213	002282	PROPELLER	1,556.2	5,020.5

PD	Problem / Discrepancy (PD)	ATA	CA	Corrective Action (CA)	ATA	ACC	Date	Hrs	OT	Tech	Insp
1	Needs cleaning	1220	1	cleaned	1220	N	9/26	1.5		SJS	

INSPECTION SUPPLEMENT AND WORK ORDER

Odegard School of Aerospace Sci.
University of North Dakota
Grand Forks Intl. Airport
Mark Andrews Field
Grand Forks, ND 58202

WKO#: 1071585
Tech: CAB
Shop Code: F
Equip Code: A
Opened: 9/26/2008 14:38

OBTAIN ALL INITIALS BEFORE FILING

R/A 84
Parts (opt) ____

Date closed: 9/26/08

Customer: UND Acct#: 205922230 Preliminary Insp MSB In Progress Insp MSB

N#: N289ND AcftType: ARRO Model: PA28R-201 Bill Meter: 7,364.5 A/F Tach: 5,527.2 Init

Part#	Serial#	Description	TSO	Total Time
PA28R-201	2844039	AIRFRAME (ARROW)	5,699.6	5,699.6
IO-360-C1C6	L2718951A	ENGINE (ARROW)	1,018.3	2,566.0
B2D34C213	002282	PROPELLER	1,556.2	5,020.5

PD	Problem / Discrepancy (PD)	ATA	CA	Corrective Action (CA)	ATA	ACC	Date	Hrs	OT	Tech	Insp
1	phase 3 Insp Due	05/20	1		05/20	N	9/26	6.3		CAB	MSB
					05/20	N	9/26	4.0		BDW	MSB
					05/20	N	9/26	3.0		DSL	MSB
						N	9/26	2.5		SB	MSB
				This aircraft has been inspected in accordance With a(n) phase 3 Inspection, including, as applicable a routine inspection of propeller, Cabin Enclosure and a detailed inspection of wings & Landing Gear Completion Date 9-26-08							
2	AD2008-14-07 Fuel Injection lines Insp Due EFF 6/14/08	04/00	1	Inspected and found no discrepancys IAW AD2008-14-07 fuel Injection lines Insp Next Due 5597.6	04/00	N	9/26	.2		DSL	MSB
3	SL 1087 Wing aft Spar Bolt Torque check	05/20	1	Torque check good	52/10	N	9/26	.1		DSL	MSB

INSPECTION SUPPLEMENT AND WORK ORDER Page 2 of 5

Reg#: (N) 289 ND Work Order #: 1071565

PD	Problem Description (PD)	GAMA	CA	Corrective Action (CA)	GAMA	ACC	Date	Hrs	OT	Mech	Insp
4	Survival kit Due	25/10	1	Removed + replaced Survival kit. Next due: 09/30/2011	25/10	N	9/26	.1		DTL	MSB
5	lower Cowl R/H pin bushings worn	71/10	1	Replaced lower (cwl) Rt pin bushing	71/10	N	9/26	.1		DTL	MSB
6	L/H + R/H MLG brake pads are worn	32/40	1	Removed + replaced L/H + R/H MLG brake linings.	32/40	N	9/26	.3		DTL	MSB

INSPECTION SUPPLEMENT AND WORK ORDER Page 3 of 5

Reg#: (N) 289 ND Work Order #: 1071565

PD	Problem Description (PD)	GAMA	CA	Corrective Action (CA)	GAMA	ACC	Date	Hrs	OT	Mech	Insp
7	L/H + R/H mLG brake ~~pad~~ disc are worn past limits	32/10	1	Removed + Replaced brake ~~LH~~ disc	32/40	N	9/26	.5		BDW	MSB
						N	9/26	.2		CAB	MSB
8	Rubber Stop for NOSC gear is worn	3260	1	Replaced with new Stop. + Adjusted to limits	3260	N	9/26	.7		SB	MSB
9	L/H mLG Top scissor bushings are worn	32/10	1	Removed + replaced bushings and bolt.	32/10	N	9/26	1.0		DL	MSB

INSPECTION SUPPLEMENT AND WORK ORDER

Reg#: (N) 289NP

Work Order #: 107565

PD	Problem Description (PD)	GAMA	CA	Corrective Action (CA)	GAMA	ACC	Date	Hrs	OT	Mech	Insp
10	R/H mLG inner &	32/40	1	Removed & Replaced	32/40	N	9/26	.5		BOW	MSB
	outer Races are			bearing & Races		N	9/26	.1			MSB
	worn										
11	R/H outer Aileron	27/10	1	Removed & replaced	27/10	N	9/26	.3		DTL	MSB
	pulley is flat			R/H outer Aileron							
	spotted			pulley.							
12	hydraulic fluid is	29/00	1	Filled to Correct	29/00	N	9/26	.2			MSB
	low in pump			level							

Page 5 of 5

INSPECTION SUPPLEMENT AND WORK ORDER

Reg#: (N) 289WD

Work Order #: 1071565

PD	Problem Description (PD)	GAMA	CA	Corrective Action (CA)	GAMA	ACC	Date	Hrs	OT	Mech	Insp
13	SB unit 8 Wing Spar	05/20	1	Inspected IAW CS	57/10	N	9/26	1.2		CAS	MSB
	Chaling Area			unit 8 Wing Spar							
				Chaling no defects							
				noted							
14	R/H MLG down	32/10	1	Removed & Replaced	32/10	N	9/26	1.3		CAS	MSB
	limit Switch			Switch & Rigged ops							
	Insp			check good							
15	Inspection Time	05/60	1	Inspected	05/40	N	9-26	1.5		MSB	MSB

I certify the aircraft airframe, aircraft engine, propeller or appliance identified above was repaired and inspected in accordance with current regulations of the Federal Aviation Administration with respect to the work performed and found to be airworthy and is approved for return to service. Certified Repair Station OG5R092N.

Authorized Signature [signature]

Date 9-26-06

INSPECTION SUPPLEMENT AND WORK ORDER

Odegard School of Aerospace Sci.
University of North Dakota
Grand Forks Intl. Airport
Mark Andrews Field
Grand Forks, ND 58202

WKO#: 1071905
Tech: SFB
Shop Code: F
Equip Code: A
Opened: 10/8/2008 15:32

OBTAIN ALL INITIALS BEFORE FILING

R/A SP
Parts (opti) SP
Date closed: 10/08/08

SP

Customer: UND Acct#: 205822230 Preliminary Insp _____ In Progress Insp _____

N#: N289ND AcftType: ARRO Model: PA28R-201 Bill Meter: 7,396.5 A/F Tach: 5,551.9 Init SB

Part#	Serial#	Description	TSO	Total Time
PA28R-201	2844039	AIRFRAME (ARROW)	5,724.3	5,724.3
IO-360-C1C6	L2718951A	ENGINE (ARROW)	1,043.0	2,590.7
B2D34C213	002282	PROPELLER	1,580.9	5,045.2

PD	Problem / Discrepancy (PD)	ATA	CA	Corrective Action (CA)	ATA	ACC	Date	Hrs	DT	Tech	Insp
1	Prop nicked, approx 6" from tip	61000	1	Dressed nick from prop Scott Baker A&P 2852702	6100	N	10/08	.3		SB	

INSPECTION SUPPLEMENT AND WORK ORDER

Odegard School of Aerospace Sci.
University of North Dakota
Grand Forks Intl. Airport
Mark Andrews Field
Grand Forks, ND 58202

WKO#: 1072012
Tech: JDR
Shop Code: A
Equip Code: A
Opened: 10/13/2008 12:32

OBTAIN ALL INITIALS BEFORE FILING

R/A 84
Parts (optl) 1

84

Date closed: 10-13-2008

Customer: UND Acct#: 205922230 Preliminary Insp KHP In Progress Insp KHP

N#: N289ND AcftType: ARRO Model: PA28R-201 Bill Meter: 7,398.2 A/F Tach: 5,553.3 Init JDR

Part#	Serial#	Description	TSO	Total Time
PA28R-201	2844039	AIRFRAME (ARROW)	5,725.7	5,725.7
IO-360-C1C6	L2718951A	ENGINE (ARROW)	1,044.4	2,592.1
B2D34C213	002282	PROPELLER	1,582.3	5,046.6

PD	Problem / Discrepancy (PD)	ATA	CA	Corrective Action (CA)	ATA	ACC	Date	Hrs	OT	Tech	Insp
1	Messages on GPS "Internal Battery Low Service required to prevent data loss." "Check real time clock."	34 00	1	Replaced KLN89B internal battery in accordance with maintenance manual. Performance tested GPS on bench. Operation tests good. Reinstalled in aircraft. GPS operation tests good.	34 00	N	10/13	3.0		JDR	KHP

I certify the aircraft airframe, aircraft engine, propeller, or appliance identified above was repaired and inspected in accordance with current regulations of the Federal Aviation Administration with respect to the work performed and found to be airworthy and is approved for return to service.
Certified Repair Station QG5R092M

Authorized Signature [signature]
Date 10/14/08

INSPECTION SUPPLEMENT AND WORK ORDER

Odegard School of Aerospace Sci.
University of North Dakota
Grand Forks Intl. Airport
Mark Andrews Field
Grand Forks, ND 58202

WKO#: 1072373
Tech: MES
Shop Code: F
Equip Code: A
Opened: 10/24/2008 14:31

OBTAIN ALL INITIALS BEFORE FILING

R/A 04
Parts (opt) 04

Date closed: 10/25/8

Customer: UND Acct#: 205922230 Preliminary Insp [initials] In Progress Insp [initials]

N#: N289ND AcftType: ARRO Model: PA28R-201 Bill Meter: 7,437.7 A/F Tach: 5,583.4 Init MES

Part#	Serial#	Description	TSO	Total Time
PA28R-201	2844039	AIRFRAME (ARROW)	5,755.8	5,755.8
IO-360-C1C6	L2718851A	ENGINE (ARROW)	1,074.6	2,622.2
B2D34C213	002282	PROPELLER	1,612.4	5,076.7

PD	Problem / Discrepancy (PD)	ATA	CA	Corrective Action (CA)	ATA	ACC	Date	Hrs	OT	Tech	Insp
1	Phase 4 Inspection	0520	1	Started Phase Inspection	0520	N	10/24	.8		MES	[initials]
	Due				0520	N	10/25	4.0	X	MES	[initials]
				This aircraft has been inspected in accordance With a(n) Phase 4 Inspection, including, as applicable a routine inspection of Cabin, Fuselage, Empennage, Wings, Landing Gear And a detailed inspection of Engine, Propeller. Completion Date 10/25/8							
2	A.d. 2008-14-07	0400	1	C/W A.d. 2008-14-07 by	0400	N	10/25	.3	X	MES	[initials]
	due / fuel Injection			Visual Inspection of fuel							
	lines			Injection lines No defects							
	Amend. date: 8/14/08			Noted							
				Next due 5652.4							

INSPECTION SUPPLEMENT AND WORK ORDER Page 2 of 4

Reg#: (N) 289ND Work Order #: 1072373

PD	Problem Description (PD)	GAMA	CA	Corrective Action (CA)	GAMA	ACC	Date	Hrs	OT	Mech	Insp
3	Induction Air Alter Due	0400	I	Replaced Filter	7100	N	10/25	.3	X		
				NEXT due 5783.4							
4	landing light Inop (MEL)	3340	I	Replaced lamp op o.k	3340	N	10/25	.4	X	MES	
				MEL cleared							
5	Prop Nicked	6100	I	Blended Areas and painted	6100	N	10/25	.3	X	MES	
6	Control Columns Sticky	2730	I	cleaned Control Columns	2730	N	10/25	.1	X	MES	

INSPECTION SUPPLEMENT AND WORK ORDER Page 3 of 4

Reg#: (N) 289WP Work Order #: 1072373

PD	Problem Description (PD)	GAMA	CA	Corrective Action (CA)	GAMA	ACC	Date	Hrs	OT	Mech	Insp
7	Bail wire Ass'y on	2820	1	Installed new bail	2820	N	10/25	.4	X	MES	
	gascolator worn out			Leak checked							
8	oil door loose	7110	1	Replaced door latch, Ring	7110	N	10/25	.5	X	MES	
				and hinge, ops O.K.							
9	Cowl bushings worn	7110	1	Replaced bushings	7110	N	10/25	.2	X	MES	
10	ELT Panel Placard	1120	1	Replaced Placard	1120	N	10/25	.2	X	MES	
	Un Readable										
11	R/H Landing gear door	3210	1	Replaced Door Rod	3210	N	10/25	.4	X	MES	
	Rod End Wear										

INSPECTION SUPPLEMENT AND WORK ORDER

Reg#: (N) 289NP

Work Order #: 1072323

PD	Problem Description (PD)	GAMA	CA	Corrective Action (CA)	GAMA	ACC	Date	Hrs	OT	Mech	Insp
12	Air Inlet Rubber boot torn	71/60	1	Replaced boot	71/60	N	10/25	.1	X	MES	
13	#2, #3, #4 Rocker Covers leaking	7230	1	Replaced Gaskets	7230	N	10/25	.6	X	MES	
14	Throttle Rod End worn	76/10	1	Replaced Rod End	76/10	N	10/25	.4	X	MES	
~~15~~	~~Inspection~~										

I certify the aircraft airframe, aircraft engine, propeller, or ~~appliance identified above was repaired and inspected in~~ accordance with current regulations of the Federal Aviation Administration with respect to the work performed and found to be airworthy and is approved for return to service. Certified Repair Station OG5R092N.

Authorized Signature

Date 10-25-08

INSPECTION SUPPLEMENT AND WORK ORDER

Odegard School of Aerospace Sci.
University of North Dakota
Grand Forks Intl. Airport
Mark Andrews Field
Grand Forks, ND 58202

WKO#: 1072450
Tech: CAB
Shop Code: F
Equip Code: A
Opened: 10/27/2008 17:49

OBTAIN ALL INITIALS BEFORE FILING

R/A 69
Parts (opt) 84
Date closed: 10/28/08 27

Customer: UND Acct#: 205922230 Preliminary Insp [initials] In Progress Insp [initials]

N#: N289ND AcftType: ARRO Model: PA28R-201 Bill Meter: 7,441.4 A/F Tach: 5,586.0 Init CB

Part#	Serial#	Description	TSO	Total Time
PA28R-201	2844039	AIRFRAME (ARROW)	5,758.4	5,758.4
IO-360-C1C6	L2718951A	ENGINE (ARROW)	1,077.1	2,624.8
B2D34C213	002282	PROPELLER	1,615.0	5,079.3

PD	Problem / Discrepancy (PD)	ATA	CA	Corrective Action (CA)	ATA	ACC	Date	Hrs	DT	Tech	Insp
1	Tried every engine start V-list & the engine won't start or stay started	71/00	1	started A/C, Run up & check mags drop, found to be w/in spec's ops check goody could not duplicate problem	71/00	N	10/28/08 27	.5		CB	[initials]

I certify the aircraft airframe, aircraft engine, propeller, or appliance identified above was repaired and inspected in accordance with current regulations of the Federal Aviation Administration with respect to the work performed and found to be airworthy and is approved for return to service. Certified Repair Station OG5R092N.

Authorized Signature [signature]
Date 10-27-08

INSPECTION SUPPLEMENT AND WORK ORDER

Odegard School of Aerospace Sci.
University of North Dakota
Grand Forks Intl. Airport
Mark Andrews Field
Grand Forks, ND 58202

WKO#: 1072850
Tech: CAB
Shop Code: F
Equip Code: A
Opened: 11/11/2008 17:53

OBTAIN ALL INITIALS BEFORE FILING

R/A
Parts (opt'l)
Date closed: 11/11/08

Customer: UND Acct#: 205922230 Preliminary Insp In Progress Insp

N#: N289ND AcftType: ARRO Model: PA28R-201 Bill Meter: 7,471.8 A/F Tach: 5,609.4 Init

Part#	Serial#	Description	TSO	Total Time
PA28R-201	2844039	AIRFRAME (ARROW)	5,781.8	5,781.8
IO-360-C1C6	L2718951A	ENGINE (ARROW)	1,100.5	2,648.2
B2D34C213	002282	PROPELLER	1,638.4	5,102.7

PD	Problem / Discrepancy (PD)	ATA	CA	Corrective Action (CA)	ATA	ACC	Date	Hrs	OT	Tech	Insp
1	Upon Post flight I noticed the L/H wing tip fiberglass was cracked. Not sure if the paint is cracking or fiberglass beneath.	57/20	1	Inspected cracks, & removed inner tip. Found cracks only to be in paint. Re Installed wing tip	57/20	N	11/11	.6		CAB	

I certify the aircraft airframe, aircraft engine, propeller, or appliance identified above was repaired and inspected in accordance with current Regulations of the Federal Aviation Administration and is airworthy and approved for return to service.
Certified Repair Station 0G5R092N

Authorized Signature
Date 11-11-08

INSPECTION SUPPLEMENT AND WORK ORDER

Odegard School of Aerospace Sci.
University of North Dakota
Grand Forks Intl. Airport
Mark Andrews Field
Grand Forks, ND 58202

WKO#: 1072988
Tech: THM
Shop Code: A
Equip Code: A
Opened: 11/17/2008 12:15

OBTAIN ALL INITIALS BEFORE FILING

R/A 84
Parts (optl) 84

Date closed: 11-18-2008

Customer: UND Acct#: 205922230 Preliminary Insp KHP In Progress Insp KHP

N#: N289ND AcftType: ARRO Model: PA28R-201 Bill Meter: 7,477.4 A/F Tach: 5,613.3 Init JM

Part#	Serial#	Description	TSO	Total Time
PA28R-201	2844039	AIRFRAME (ARROW)	5,785.7	5,785.7
IO-360-C1C6	L2718951A	ENGINE (ARROW)	1,104.4	2,652.1
B2D34C213	002282	PROPELLER	1,642.3	5,106.6

PD	Problem / Discrepancy (PD)	ATA	CA	Corrective Action (CA)	ATA	ACC	Date	Hrs	OT	Tech	Insp
1	Biennial inspection due	34/10	1	Performed Inspection	34/10	N	11/17	2.0		THM	KHP
							11/17	.1		JM	KHP
	I certify that Altimeter and Static Systems tests required by Part 91-411 have been performed.										
	Static System Test Date			11/17/2008							
	Altimeter Tested to			20,000 **feet**							
	Left Altimeter Test Date			11/17/2008							
	Right Altimeter Test Date			N/A							
	Name Jim B Rohrbach **Certified Repair Station OG5R092N**										
2	Transponder biennial	34/50	1	Performed Inspection	34/50	N	11/17	1.0		THM	KHP
	inspection due						11/17	.1		JM	KHP
	I certify that ATC Transponder Test & Inspection Required By FAR Part 91-413 have been performed.										
	S/N 5591 **Date**			11/17/2008							
	S/N N/A **Date**			N/A							
	Name Jim B Rohrbach **CRS OG5R092N**										

INSPECTION SUPPLEMENT AND WORK ORDER

Reg#: (N) 289ND

Page 2 of 2

Work Order #: 1072988

PD	Problem Description (PD)	GAMA	CA	Corrective Action (CA)	GAMA	ACC	Date	Hrs	OT	Mech	Insp
3	Encoder biennial due	34 50	1	Performed Inspection	34 50	N	11/17	1.0		THM	KHP
	Testing of the Automatic Altitude Reporting Equipment has been complied with as required by FAR 91-217.						11/17	.1		THM	KHP
	Date Test Performed 11/17/2008										
	Name Thomas K. Mitchell **Certified Repair Station OG5R092N**										
	I certify the aircraft airframe, aircraft engine, propeller, or appliance identified above was repaired and inspected in accordance with current regulations of the Federal Aviation Administration with respect to the work performed and found to be airworthy and is approved for return to service. Certified Repair Station OG5R092N. Authorized Signature Date 11/18/08										

INSPECTION SUPPLEMENT AND WORK ORDER

Odegard School of Aerospace Sci.
University of North Dakota
Grand Forks Intl. Airport
Mark Andrews Field
Grand Forks, ND 58202

WKO#: 1073215
Tech: MSB
Shop Code: F
Equip Code: A
Opened: 11/24/2008 13:58

OBTAIN ALL INITIALS BEFORE FILING

R/A
Parts (opt'l)
Date closed: 11-24-08

Customer: UND Acct#: 205922230 Preliminary Insp MES In Progress Insp MES

N#: N289ND AcftType: ARRO Model: PA28R-201 Bill Meter: 7,494.8 A/F Tach: 5,625.9 Init MSB

Part#	Serial#	Description	TSO	Total Time
PA28R-201	2844039	AIRFRAME (ARROW)	5,798.3	5,798.3
IO-360-C1C6	L2718951A	ENGINE (ARROW)	1,117.0	2,664.7
B2D34C213	002282	PROPELLER	1,654.9	5,119.2

PD	Problem / Discrepancy (PD)	ATA	CA	Corrective Action (CA)	ATA	ACC	Date	Hrs	OT	Tech	Insp
1	Nosewheel tire flat	32 40	1	Replaced tire and tube	32 40	N	11-24	.5		MSB	MES

I certify the aircraft airframe, aircraft engine, propeller, or appliance identified above was repaired and inspected in accordance with current regulations of the Federal Aviation Administration with respect to the work performed and found to be airworthy and is approved for return to service
Certified Repair Station OC5R009N

Authorized Signature
Date 11/24/08

1. Approving National Aviation Authority/Country:	2.	3.
FAA/United States	**AUTHORIZED RELEASE CERTIFICATE** **FAA Form 8130-3, AIRWORTHINESS APPROVAL TAG**	[redacted]

4. Organization Name and Address:

Michelin North America, Inc.
515 Michelin Road
Greenville, S.C. 29605 (TSOA PT 1283 CE-DX)

Michelin Siam Co., Ltd
57 Moo 6 Nongplakradee Rd.
Nongplamore, NongKhae, Saraburi 18140 (TSOA PT 1283CE-DX)

5. Work Order/ Co
Invoice Number:
DIDS8175N9

6. Item:	7. Description:	8. Part Number:	9. Eligibility: *	10. Quantity:	11. Serial/Batch Number:	12. Status/Work:
1	**5.00-5/6/120**	**072-312-0**	NA	1	**8090W00270**	**NEW**

13. Remarks. :

DIRECT SHIPMENT AUTHORIZATION

14. Certifies the items identified above were manufactured in conformity to:

☒ Approved design data are in a condition for safe operation.
☐ Non-approved design data specified in Block 13.

19. ☐ 14 CFR 43.9 Return to Service ☐ Other regulation specified in Block 13

Certifies that unless otherwise specified in Block 13, the work identified in Block 12 and described in Block 13 was accomplished in accordance with Title 14, Code of Federal Regulations, part 43 and in respect to that work, the items are approved for return to service.

15. Authorized Signature:	16. Approval/Authorization No:	20. Authorized Signature:	21.Approval/ Certificate Number:
	DMIR 511237CE	NA	NA
17. Name (Typed or Printed):	18. Date (m/d/y):	22. Name (Typed or Printed):	23. Date (m/d/y):
M.Jittakorn Sukto	**Apr/03/2008**	NA	NA

User/Installer Responsibilities

It is important to understand that the existence of this document alone does not automatically constitute authority to install the part/component/assembly.

Where the user/installer performs work in accordance with the national regulations of an airworthiness authority different than the airworthiness authority of the country specified in Block 1, it is essential that the user/installer ensures that his/her airworthiness authority accepts part/components/assemblies from the airworthiness authority of the country specified in Block 1.

Statements in Blocks 14 and 19 do not constitute installation certification. In all cases, aircraft maintenance records must contain an installation certification issued in accordance with the national regulations by the user/installer before the aircraft may be flown.

INSPECTION SUPPLEMENT AND WORK ORDER

Odegard School of Aerospace Sci.
University of North Dakota
Grand Forks Intl. Airport
Mark Andrews Field
Grand Forks, ND 58202

WKO#: 1073586
Tech: ACR
Shop Code: W
Equip Code: A
Opened: 12/8/2008 12:54

OBTAIN ALL INITIALS BEFORE FILING

R/A
Parts (opt'l)

Date closed: 12/8/08

Customer: UND Acct#: 205922230 Preliminary Insp _____ In Progress Insp _____

N# N289ND AcftType: ARRO Model: PA28R-201 Bill Meter: 7,527.6 A/F Tach: 5,650.5 Init ACR

Part#	Serial#	Description	TSO	Total Time
PA28R-201	2844039	AIRFRAME (ARROW)	5,822.9	5,822.9
IO-360-C1C6	L2718951A	ENGINE (ARROW)	1,141.6	2,689.3
B2D34C213	002282	PROPELLER	1,679.5	5,143.8

PD	Problem / Discrepancy (PD)	ATA	CA	Corrective Action (CA)	ATA	ACC	Date	Hrs	OT	Tech	Insp
1	NEEDS WASHING	1220	1	WASHED AIRCRAFT	1220	N	12/8	1.5		ACR	

INSPECTION SUPPLEMENT AND WORK ORDER

Odegard School of Aerospace Sci.
University of North Dakota
Grand Forks Intl. Airport
Mark Andrews Field
Grand Forks, ND 58202

WKO#: 1073591
Tech: NJG
Shop Code: F
Equip Code: A
Opened: 12/8/2008 14:56

OBTAIN ALL INITIALS BEFORE FILING

R/A
Parts (opti) SM
Date closed: 12/9/08

Customer: UND Acct#: 205922230 Preliminary Insp MES In Progress Insp MES

N#: N289ND AcftType: ARRO Model: PA28R-201 Bill Meter: 7,527.6 A/F Tach: 5,650.5 Init NJG

Part#	Serial#	Description	TSO	Total Time
PA28R-201	2844039	AIRFRAME (ARROW)	5,822.9	5,822.9
IO-360-C1C6	L2718951A	ENGINE (ARROW)	1,141.6	2,689.3
B2D34C213	002282	PROPELLER	1,679.5	5,143.8

PD	Problem / Discrepancy (PD)	ATA	CA	Corrective Action (CA)	ATA	ACC	Date	Hrs	OT	Tech	Insp
1	phase 1 insp due	05 20	1	This aircraft has been inspected in accordance With a(n) phase 1 Inspection, including, as applicable a routine inspection of engine propeller wings and landing gear And a detailed inspection of fuselage cabin empennage Completion Date 12/8/08	05 20	N	12/8	3.0		NJG	MES
2	SB UND8 wing spar chafing	05 20	1	no chafing noted	05 20	N	12/8	.3		NJG	MES
3	SL1087 wing aft spar bolt torque check due	05 20	1	torque check good	05 20	N	12/8	.2		NJG	MES

INSPECTION SUPPLEMENT AND WORK ORDER Page 2 of 2

Reg#: (N) 289MS Work Order #: 1073591

PD	Problem Description (PD)	GAMA	CA	Corrective Action (CA)	GAMA	ACC	Date	Hrs	OT	Mech	Insp
4	AD 2008-14-07 fuel inj lines insp due EFFective date 8/14/08	0400	1	no defects noted next due 5717.6	0400	N	12/8	.3		MG	MGS
5	SB MS4 ELT 6" switch test	0520	1	ops check good	0520	N	12/8	.2		MG	MGS
6	alt air door lever study	7/60	1	cleaned + lubed, ops check good	0/60	N	12/8	.3		MG	MGS

INSPECTION SUPPLEMENT AND WORK ORDER

Page 3 of 7

Reg#: (N) 289ND

Work Order #: 1073591

PD	Problem Description (PD)	GAMA	CA	Corrective Action (CA)	GAMA	ACC	Date	Hrs	OT	Mech	Insp
7	dome light rheostat inop	3310	1	replaced rheostat, ops check good	3310	N	12/8	.9		MG	MES
8	cabin door hinge pins worn	5210	1	replaced pins	5210	N	12/8	.4		MG	MES
9	control columns dirty	27 30	1	cleand columns	27 30	N	12/8	.2		MG	MES

INSPECTION SUPPLEMENT AND WORK ORDER Page 4 of 7

Reg#: (N) 289 Work Order #: 1073596

PD	Problem Description (PD)	GAMA	CA	Corrective Action (CA)	GAMA	ACC	Date	Hrs	OT	Mech	Insp
10	stop tab for mixture lever out of position	7320	1	repositioned stop tab	7320	N	12/8	.2		MG	MES
11	right main tire worn	3240	1	Removed & replaced tire & tube	3240	N	12/8	.5		MG	MES
12	~~wintplate~~ windplate ~~needs~~ to be installed	~~7600~~ 7170	1	~~installed~~ windsynchronization plate	~~7600~~ 7170	N	12/8	.2		MG	MES

INSPECTION SUPPLEMENT AND WORK ORDER Page 5 of 7

Reg#: (N) 2891A Work Order #: L073591

PD	Problem Description (PD)	GAMA	CA	Corrective Action (CA)	GAMA	ACC	Date	Hrs	OT	Mech	Insp
13	washer deformed on aft #4 cyl exhaust stud	7810	1	replaced Nut + washer	7810	N	12/8	.3		MT	MES
14	prop has nicks	6100	1	dressed prop	6100	N	12/8	.2		MT	MES
15	roll pins out of position copilots seat	2510	1	repositioned pins	2510	N	12/8	.2		MT	MES
16	left seat back spring broken on copilots set	2510	1	removed & replaced both seat springs	2510	N	12/8	.8		MT	MES

INSPECTION SUPPLEMENT AND WORK ORDER

Page 6 of 7

Reg#: (N) 289ND

Work Order #: 1073591

PD	Problem Description (PD)	GAMA	CA	Corrective Action (CA)	GAMA	ACC	Date	Hrs	OT	Mech	Insp
17	static wick right flap missing	2360	1	Replaced static wick	2360	N	12/8	.2		[illegible]	MES
18	screw for door cover on left side, damaged hydraulic line inside cabin	2900	1	Removed damaged hyd. line. Fabricated new hyd line with like materials. Installed new hyd. line leaked checked line. Bled landing gear hyd. system. filled landing gear strut reservior, Landing gear ops checked good.	3230	N	12/09	2.5		DTL	MES
19	nose strut lower	32 20	1	Serviced strut w/ Nitrogen	32 20	N	12/8	.5		MAG	MES

INSPECTION SUPPLEMENT AND WORK ORDER

Page 1 of 1

Reg#: (N) 298MD

Work Order #: 073591

PD	Problem Description (PD)	GAMA	CA	Corrective Action (CA)	GAMA	ACC	Date	Hrs	OT	Mech	Insp
20	MLG ~~Right~~ elevator static with broken on right side	2360	1	replaced static with	2360	N	12/8	.2		MG	MES
21	inspection time	0560	1	Inspection time	0560	N	12/8	1.8		MES	MES

I certify the aircraft airframe, aircraft engine, propeller, or appliance identified above was repaired and inspected in accordance with current regulations of the Federal Aviation Administration with respect to the work performed and found to be airworthy and is approved for return to service.
Certified Repair Station QGBR092M

Authorized Signature

Date 12-8-18

1. Approving National Aviation Authority/Country:	2.	3. Form
FAA/United States	**AUTHORIZED RELEASE CERTIFICATE** **FAA Form 8130-3, AIRWORTHINESS APPROVAL TAG**	8251/

4. Organization Name and Address:		5. Work Order/ Contract/ Invoice Number:
Michelin North America, Inc. 515 Michelin Road Greenville, S.C. 29605	Michelin Siam Co., Ltd 57 Moo 6 Nongplakradee Rd. Nongplamore, NongKhae, Saraburi 18140 (TSOA PT 1283CE-DX)	**DIDS8251N5**

6. Item:	7. Description:	8. Part Number:	9. Eligibility: *	10. Quantity:	11. Serial/Batch Number:	12. Status/Work:
1	**6.00-6/6/120**	**072-314-0**	NA	1	**8141W00134**	**NEW**

13. Remarks. :

DIRECT SHIPMENT AUTHORIZATION

14. Certifies the items identified above were manufactured in conformity to:

☒ Approved design data are in a condition for safe operation.
☐ Non-approved design data specified in Block 13.

19. ☐ 14 CFR 43.9 Return to Service ☐ Other regulation specified in Block 13

Certifies that unless otherwise specified in Block 13, the work identified in Block 12 and described in Block 13 was accomplished in accordance with Title 14, Code of Federal Regulations, part 43 and in respect to that work, the items are approved for return to service.

15. Authorized Signature:	16. Approval/Authorization No:	20. Authorized Signature:	21. Approval/ Certificate Number:
	DMIR 511237CE	NA	NA
17. Name (Typed or Printed):	**18. Date (m/d/y):**	**22. Name (Typed or Printed):**	**23. Date (m/d/y):**
M.Jittakorn Sukto	**May/21/2008**	NA	NA

User/Installer Responsibilities

It is important to understand that the existence of this document alone does not automatically constitute authority to install the part/component/assembly.

Where the user/installer performs work in accordance with the national regulations of an airworthiness authority different than the airworthiness authority of the country specified in Block 1, it is essential that the user/installer ensures that his/her airworthiness authority accepts part/components/assemblies from the airworthiness authority of the country specified in Block 1.

Statements in Blocks 14 and 19 do not constitute installation certification. In all cases, aircraft maintenance records must contain an installation certification issued in accordance with the national regulations by the user/installer before the aircraft may be flown.

INSPECTION SUPPLEMENT AND WORK ORDER

Odegard School of Aerospace Sci.
University of North Dakota
Grand Forks Intl. Airport
Mark Andrews Field
Grand Forks, ND 58202

WKO#: 1073767
Tech: SFB
Shop Code: F
Equip Code: A
Opened: 12/15/2008 16:07

OBTAIN ALL INITIALS BEFORE FILING

R/A SFB
Parts (optl) _____
Date closed: 12/15/08

Customer: UND Acct#: 205922230 Preliminary Insp _____ In Progress Insp _____

N#: N289ND AcftType: ARRO Model: PA28R-201 Bill Meter: 7,533.4 A/F Tach: 5,654.2 Init SFB

Part#	Serial#	Description	TSO	Total Time
PA28R-201	2844039	AIRFRAME (ARROW)	5,826.6	5,826.6
IO-360-C1C6	L2718951A	ENGINE (ARROW)	1,145.3	2,693.0
B2D34C213	002282	PROPELLER	1,683.2	5,147.5

PD	Problem / Discrepancy (PD)	ATA	CA	Corrective Action (CA)	ATA	ACC	Date	Hrs	OT	Tech	Insp
1	Lt fuel sump leaks	2810	1	Removed and replaced sump drain, no more leaks Robert F Baker A&P 2856702	2810	N	12/15	.4		SFB	

INSPECTION SUPPLEMENT AND WORK ORDER

Odegard School of Aerospace Sci.
University of North Dakota
Grand Forks Intl. Airport
Mark Andrews Field
Grand Forks, ND 58202

WKO#: 1073902
Tech: SJC
Shop Code: F
Equip Code: A
Opened: 12/18/2008 8:34

OBTAIN ALL INITIALS BEFORE FILING

R/A SJ
Parts (opt) ____

Date closed: 12/18/08

Customer: UND Acct#: 205922230 Preliminary Insp ____ In Progress Insp ____

N#: N289ND AcftType: ARRO Model: PA28R-201 Bill Meter: 7,546.4 A/F Tach: 5,664.5 Init

Part#	Serial#	Description	TSO	Total Time
PA28R-201	2844039	AIRFRAME (ARROW)	5,836.9	5,836.9
IO-360-C1C6	L2718951A	ENGINE (ARROW)	1,155.6	2,703.3
B2D34C213	002282	PROPELLER	1,693.5	5,157.6

PD	Problem / Discrepancy (PD)	ATA	CA	Corrective Action (CA)	ATA	ACC	Date	Hrs	OT	Tech	Insp
1	Nose gear mid lamp inop	3260	1	replaced lamp opn O.K Stephen Coyle A&P 3197067	3260	N	12/18	.5		SJC	

INSPECTION SUPPLEMENT AND WORK ORDER

Odegard School of Aerospace Sci.
University of North Dakota
Grand Forks Intl. Airport
Mark Andrews Field
Grand Forks, ND 58202

WKO#: 1073935
Tech: NJG
Shop Code: F
Equip Code: A
Opened: 12/18/2008 18:48

OBTAIN ALL INITIALS BEFORE FILING

R/A 84
Parts (optl) _____

84

Date closed: 12/18/08

Customer: UND Acct#: 205922230 Preliminary Insp MES In Progress Insp MES

N#: N289ND AcftType: ARRO Model: PA28R-201 Bill Meter: 7,551.0 A/F Tach: 5,667.9 Init MJG

Part#	Serial#	Description	TSO	Total Time
PA28R-201	2844039	AIRFRAME (ARROW)	5,840.3	5,840.3
IO-360-C1C6	L2718951A	ENGINE (ARROW)	1,159.0	2,706.7
B2D34C213	002282	PROPELLER	1,696.9	5,161.2

PD	Problem / Discrepancy (PD)	ATA	CA	Corrective Action (CA)	ATA	ACC	Date	Hrs	OT	Tech	Insp
1	gear extended @ 145KTS	32 60	1	inspected gear, no defects noted	32 60	N	12/18	.5		MJG	MES
2	trim wheel difficult to turn	55 20	1	lubricated jackscrew ops check good	55 20	N	12/18	.2		MJG	MES
3	screw missing in left wing insp panel	57 30	1	installed new screw	57 30	N	12/18	.1		MJG	MES

I certify the aircraft airframe, aircraft engine, propeller, or appliance identified above was repaired and inspected in accordance with current regulations of the Federal Aviation Administration with respect to the work performed and found to be airworthy and is approved for return to service.
Certified Repair Station OG5R092N

Authorized Signature [signature]
Date 12/18/08

INSPECTION SUPPLEMENT AND WORK ORDER

Odegard School of Aerospace Sci.
University of North Dakota
Grand Forks Intl. Airport
Mark Andrews Field
Grand Forks, ND 58202

WKO#: 1074017
Tech: SFB
Shop Code: F
Equip Code: A
Opened: 12/22/2008 15:07

OBTAIN ALL INITIALS BEFORE FILING

R/A SB
Parts (opt) SB
Date closed: 12/22/08 SB

Customer: UND Acct#: 205922230 Preliminary Insp _____ In Progress Insp _____

N#: N289ND AcftType: ARRO Model: PA28R-201 Bill Meter: 7,561.4 A/F Tach: 5,675.5 Init SB

Part#	Serial#	Description	TSO	Total Time
PA28R-201	2844039	AIRFRAME (ARROW)	5,847.9	5,847.9
IO-360-C1C6	L2718951A	ENGINE (ARROW)	1,166.6	2,714.3
B2D34C213	002282	PROPELLER	1,704.5	5,168.8

PD	Problem / Discrepancy (PD)	ATA	CA	Corrective Action (CA)	ATA	ACC	Date	Hrs	OT	Tech	Insp
1	Start assist	7200	1	Started aircraft Scott F Baker A&P 2856702	7200	N	12/22	1.4		SB	

INSPECTION SUPPLEMENT AND WORK ORDER

Page 1 of 1

degard School of Aerospace Sci.
niversity of North Dakota
rand Forks Intl. Airport
ark Andrews Field
rand Forks, ND 58202

WKO#: 1074072
Tech: SFB
Shop Code: F
Equip Code: A
Opened: 12/29/2008 9:22

OBTAIN ALL INITIALS BEFORE FILING

R/A SB
Parts (opt) _____

14

Date closed: 12/29/08

ustomer: UND Acct#: 205922230 Preliminary Insp _____ In Progress Insp _____

#: N289ND AcftType: ARRO Model: PA28R-201 Bill Meter: 7,564.1 A/F Tach: 5,877.3 Init SB

art#	Serial#	Description	TSO	Total Time
A28R-201	2844039	AIRFRAME (ARROW)	5,849.7	5,849.7
)-360-C1C6	L2718951A	ENGINE (ARROW)	1,168.4	2,716.1
2D34C213	002282	PROPELLER	1,706.3	5,170.6

) Problem / Discrepancy (PD)	ATA	CA	Corrective Action (CA)	ATA	ACC	Date	Hrs	OT	Tech	Insp
Start assist	7200	1	Started aircraft for crew Scott Baker ADP256702	7200	N	12/29	.4		SB	